

CITY OF JOHANNESBURG METROPOLITAN MUNICIPALITY

AMENDMENT OF TARIFF OF CHARGES FOR THE FINANCIAL YEAR 2025/26

(1) DETERMINATION OF PROPERTY RATES AND REBATES FOR PERIOD 1 JULY 2025 TO 30 JUNE 2026, AS AMENDED IN ACCORDANCE WITH REGULATIONS- ANNEXURE 1

IT IS RECOMMENDED

1. To request Mayoral Committee to support and route the Rates Tariff Determination report for Council Approval.
2. That in terms of Sections 2, 7, 8 and 14 of the Local Government : Municipal Property Rates Act 6 of 2004 ("the Act"), read with Sections 4(1)(c)(ii) and 11(3)(i) of the Local Government : Municipal Systems Act 32 of 2000 ("the Systems Act") and Section 24(2)(c)(i) of the Local Government : Municipal Financial Management Act 56 of 2003 ("the MFMA"), The Council of the City of Johannesburg Metropolitan Municipality hereby declares its intention that the following draft rates in the Rand are to be levied for the financial year 1 July 2025 to 30 June 2026, on the market value of property or on the market value of a right in land within the area of jurisdiction of the Council as appearing in the valuation roll, in respect of the various categories of properties set out below, refer to (4):
3. The rates levied in terms of Paragraph 1 above shall become due and payable in twelve equal installments on fixed days for twelve consecutive months, these being the due date stipulated in the account sent to the ratepayer.
4. That in terms of section 8.3 (8.3.3) of the Council's Property Rates Policy, interest is charged on rates not paid on or before the fixed days, at the rate determined by the Council from time to time.
5. That the following proposed rates tariffs be levied for the financial year 2025/2026 to any owner of ratable property as indicated in the table below:

No	Category	Proposed Ratio for 2025/2026	Proposed Rates tariffs for 2025/2026	% Increase
1	Agricultural	1:0.25	0.002387	4.6%
2	Business and commercial	1:2.5	0.023862	4.6%
3	Industrial	1:2.5	0.023862	4.6%
4	Mining land	1:2.5	0.023862	4.6%
5	Multipurpose*1			4.6%
6	Municipal property	0	0	4.6%
7	Private open space	1:0.25	0.002387	4.6%
8	Public benefit organisation	1:0.25	0.002387	4.6%
9	Public open space	1:0.25	0.002387	4.6%
10	Public service infrastructure	0	0	4.6%
11	Public service infrastructure - private	1:0.25	0.002387	4.6%
12	Public service purpose	1:1.5	0.014318	4.6%
13	Religious	0	0	4.6%
14	Residential	1:1	0.009545	4.6%
15	Residential Consent use	1:2	0.01909	4.6%
16	Township Development	1:2.5	0.023862	4.6%
17	Vacant land	1:4	0.03818	4.6%

Penalty Tariff

1	Unauthorised use	1:12	0.114537	4.6%
---	------------------	------	----------	------

*1 Multipurpose properties will be rated according to the multiple purposes as defined in the Act. This can be defined as properties that have multiple categories; however, all the categories will be billed on the same stand and account. The tariff to be charged will follow the split that will be allocated to a property in the General Valuation roll.

6. The City of Johannesburg may, in terms of the criteria set out in the Rates Policy, exempt a specific category of owners of properties or owners of a specific category of property, from the payment of a rates levied on their property: or grant to a specific category of owners of properties, or to the owners of a specific category of properties, a rebate on or a reduction in the rates payable in respect of their properties, as determined in this policy.

All exemption, reduction and rebates must be done on a prescribed application form and a reference number must be attached to the application form. In terms of Section 15(1)(b) of the Act read with Sections 6 of the Property Rates Policy, Council grants exemptions reductions and rebates as stipulated below:

6.1 Residential property:

- (i) That the first R300 000 of the value of all residential property shall be exempt from rating.
- (ii) Residential property owned and occupied by natural persons who have limited income and who are not pensioners, and the value of their property does not exceed R500 000 but can show that his or her annual income falls below the limit determined by Council from time to time in terms of the Expanded Social Package rebate dependent on points rating.

(iii) Residential property owned and occupied by pensioners aged 60-69 whose income does not exceed the maximum of R13 049 per month over the previous income tax year, 100% rebate up to the market value up to R 1.5 million. Rates will be levied on the property market value in excess of R1.5 million.

(iv) Residential property owned and occupied by pensioners aged 60-69 whose income exceed R13 049 but does not exceed R22 367 per month over the previous income tax year, 50% rebate up to the market value up to R 1.5 million. Rates will be levied on the property market value in excess of R1.5million.

(v) Residential property owned and occupied by pensioners aged 70 and above, qualifies for 100% rebate up to the market value of R2 million. Rates will be levied on the property market value in excess of R2 million.

(vi). Residential property owners who are on a government grant due to a disability whose gross monthly household income is lower than R13 049 with a property value not exceeding to R 1.5 million, qualifies for a 100% rates rebate.

(vii). Residential property owners who are permanently disabled whose gross monthly household income is lower than R13 049 with a property value not exceeding to R 1.5 million, qualifies for a 100% rates rebate.

(viii). Residential properties meeting the requirements for high density as set out by the City can apply for high density rebate and will qualify for a rebate of 5% on the monthly charge for rates.

(ix). Residential property which is occupied by a minor whose parents have died while they were owners of the property: 100% rebate. The market value should not exceed R1.5 million.

6.2. That property declared as heritage sites in terms of Section 27, 28 and 31 of the National Heritage Resources Act 25 of 1999 will qualify for 20% rebate.

6.3. That property owned by private sports clubs that are used primarily for sports purposes will qualify for 40% rebate.

6.4. That property registered in the name of an institution or organisation which has, as its exclusive objective the protection of animals will qualify for 100% rebate.

6.5. Those properties that are vacant but may not be developed as a direct result of the inability of Council to provide services, subject to the owner providing written confirmation from the service entity stating that no development can be allowed for the duration of the ensuing financial year, because of lack of services will be granted 50% rebate of the vacant land tariff.

6.6. Those properties owned by organisations that are registered in terms of the Housing Development Schemes for Retired Persons Act: 50%. (1) Property owned by pensioners in terms of the Housing development Scheme for Retired Persons who are sectionalized and registered in their name would be treated as per Paragraph 8 (i) - (iii).

6.7. Properties owned by individuals or entities designated as Registered Social Landlords qualifies for a 40% rebate. The property must comply with the conditions contained in the Social Housing Act (No.16 of 2008).

6.8. Those properties developed within the identified Corridors of Freedom qualifies for the following rebates:

(i) During construction, a rebate of 75% of the rate as per the category of land for a period not exceeding two years during construction, and

(ii) Post construction, a rebate of 50% of the rates payable as per the category assigned in the General Valuation Roll for a period not exceeding one year.

(6.9). Township industrial properties developed within the identified townships qualifies for the following:

(i) During construction rebate 75% of the rate as per the category of land for a period not exceeding two years during construction, and

(ii) Post construction, the industrial property owner qualifies for 50% of the rates payable as per the category assigned in the General Valuation Roll for a period not exceeding two years.

The above rebate also applies to refurbishment of township industrial properties.

6.10. Public and Independent Schools:

(a) Public schools under the category Public Service Purpose.

The property rates will be phased in over a four-year period.

The rates payable/levied will be:

Year 1 - 25% of the tariff for this category (2023/2024)

Year 2 - 50% of the tariff for this category (2024/2025)

Year 3 - 75% of the tariff for this category (2025/2026)

Year 4 - 100% of the tariff for this category (2026 and beyond)

(b) independent schools under the category Public Service Purpose.

The property rates will be phased in over a four-year period.

The rates payable/levied will be:

Year 1 - 25% of the tariff for this category (2023/2024)

Year 2 - 50% of the tariff for this category (2024/2025)

Year 3 - 75% of the tariff for this category (2025/2026)

Year 4 - 100% of the tariff for this category (2026 and beyond)

7. Incentive for the rejuvenation of all central business districts.

(a) The property owners/investor will be charged at 25% of the business tariff for the first two years during construction/refurbishment of the building.

(b) The property owner/investor will be charged 50% of the tariff for business and commercial or industrial for the first year of operation after completion of the building/refurbishment.

(c) The property owner/investor will then be charged the full tariff from the second year of operation onwards.

8. That in terms of Section 14 of the MPRA read with Sections 17(3)(a)(ii) and 22(a)(i) and (ii) of the Local Government: Municipal Finance Management Act, 2003 (Act 56 of 2003) and Sections 21, 21A(1) and (2) of the Local Government: Municipal Systems Act, 2000 (Act 32 of 2000) as amended, the City of Johannesburg is required to:

(i) Display the notice and the documents in the manner prescribed.

(ii) Convey to the local community by means of radio broadcasts covering the area of the City, the information contemplated in Section 21A(c) of the Local Government: Municipal Systems Act, 2000 (Act 32 of 2000) as amended.

9. That in terms of Section 22(b)(i) and (ii) of the Local Government: Municipal Finance Management Act, 2003 (Act 56 of 2003) a copy of the notice and documents be sent forthwith to the National and Provincial Treasury; MEC for Local Government and Housing; as well any other organ of state or municipality affected by the budget to solicit their view.

(2) AMENDMENT OF TARIFF OF CHARGES FOR WATER SERVICES AND SEWERAGE AND SANITATION SERVICES FOR PERIOD 1 JULY 2025 TO 30 JUNE 2026- ANNEXURE 2

ANNEXURE A

AMENDMENT OF TARIFF OF CHARGES FOR WATER SERVICES

In terms of:

The Local Government: Municipal Finance Management Act, 2003 (Act 56 of 2003) as amended: Sections 17(3)(a)(ii), and 22(a)(i) and (ii) ;

The Local Government Municipal Systems Act, 2000 (Act 32 of 2000) as amended: Sections 21(1) and (3), 21A and 75A(3) and (4);, it is hereby notified that the City of Johannesburg has, in terms of Sections 11(3)(i) and 75A(1) and (2) of the Local Government: Municipal Systems Act, 2000 (Act 32 of 2000) as amended, read with Section 24(2)(c)a(ii) of the Local Government: Municipal Financial Management Act, 2003 (Act 56 of 2003), amended its tariff of charges for Water Services with effect from 1 July 2025. A 2% surcharge is levied on business customers.

1. DEFINITIONS

For the purposes of this tariff charges, the following definitions will apply:

- 1.1. "Dwelling unit" means one or more rooms including kitchen/s designed as a unit for occupancy for the purpose of cooking, living, and sleeping which includes nearby outbuildings, sheds, and granny flats within the curtilage of the property excluding multi dwellings and flats.
- 1.2. "Multi-dwelling" means any arrangement of premises that comprises more than one dwelling unit, including semi-detached houses, simplex units, townhouses, block of flats, and any other arrangement of residential premises.
- 1.3. "Mixed use" means any dwelling, with or without appurtenant outbuildings, and used for more than one purpose (excluding any such units used merely for purposes incidental to such other purposes which constitute the main activities on the premises), where water consumed in all such units is metered by one meter supplied by Johannesburg Water for any quantity of water supplied, the aggregate consumption be divided by the number of dwelling units.
- 1.4. "Service Level 1" shall mean a service delivery option consisting of water supply from communal water points located within 200 metres of each other.

- 1.5. "Service Level 3" shall mean a service delivery option consisting of a metered pressured water connection to each stand or erf that can legally be connected by the developer/owner to the dwelling (or any other point on the property).
- 1.6. "ESP" means Expanded Social Package policy.
- 1.7. "Residential purposes" shall be deemed not to include the letting of accommodation units for any category of hotel uses, which shall be deemed to constitute use for commercial purposes.
- 1.8. "Institution" means public tertiary educational institutions, public schools, public hospitals; orphanages, old aged homes, and other welfare organisations registered under social development; sports clubs or premises used for public worship, including halls or other buildings used for religious purposes. Student accommodation owned by institutions as defined herein will be covered under institutions.
- 1.9. "Commercial / Industrial" refers to the supply of water to premises other than those provided for in clauses 2, 3, and 4.2.
- 1.10. "Prepayment meter" means a meter that can be programmed to limit the flow of water into a water installation to the amount which has been previously purchased.
- 1.11. "Conventional water meter" refers to where the account is issued subsequent to the consumption of water.
- 1.12. "Per month" in the tariffs is based on a meter reading period of 365.25 days per year divided by 12 months in a year which equals 30,4375 days. Meter reading periods that are longer or shorter are adjusted proportionately.
- 1.13. "Disconnection" means interrupting, restriction, or terminating the supply of water to a meter as a consequence of credit control measures or the commission of an offense in terms of the By-laws.
- 1.14. "Level 1 Disconnection" refers to the disconnection or restriction or termination of water services, which is instituted as a credit control measure.
- 1.15. "Level 3 Disconnection" refers to the complete removal of a water connection to a property from the water distribution supply pipe up to and including the water meter.
- 1.16. "Illegal Connection" means any connection or reconnection to a water system and or tampering with such system through which water services are provided including the meter, which is not authorised or approved by the Municipality or an Authorised Official in contravention of the By-Laws, any other by-laws of the Municipality, Act or Regulation.

- 1.17. "Repeat Offender means a customer who has committed an illegal connection more than three (3) times within a period of twelve months and or whose services were disconnected with a Level 3 Disconnection within a period of five (5) years.

2. Residential Consumers

2.1 Conventional water meters

2.1.1 Dwelling unit:

The supply of water to any dwelling where such a dwelling unit has its own meter supplied by Johannesburg Water and is used for residential purposes.

- (a) For the first 6 kilolitres: Free
- (b) In excess of 6 kilolitres up to 10 kilolitres: R29.84 per kilolitre per month.
- (c) In excess of 10 kilolitres up to 15 kilolitres: R31.15 per kilolitre per month.
- (d) In excess of 15 kilolitres up to 20 kilolitres: R43.67 per kilolitre per month.
- (e) In excess of 20 kilolitres up to 30 kilolitres: R60.36 per kilolitre per month.
- (f) In excess of 30 kilolitres up to 40 kilolitres: R66.01 per kilolitre per month.
- (g) In excess of 40 kilolitres up to 50 kilolitres: R83.28 per kilolitre per month.
- (h) In excess of 50 kilolitres: R89.24 per kilolitre per month.
- (i) A water demand management levy of R65.08 per calendar month per unit.

2.1.2 Multi-dwelling units:

The supply of water to multi-dwelling where water consumed in all such units is metered by one or a combination of meters supplied by Johannesburg Water, but not individually metered by meters: the combined aggregate consumption be divided by the number of dwelling units:

- (a) For the first 6 kilolitres: Free
- (b) In excess of 6 kilolitres up to 10 kilolitres: R29.84 per kilolitre per month.
- (c) In excess of 10 kilolitres up to 15 kilolitres: R31.15 per kilolitre per month.
- (d) In excess of 15 kilolitres up to 20 kilolitres R43.67 per kilolitre per month.
- (e) In excess of 20 kilolitres up to 30 kilolitres: R60.36 per kilolitre per month.
- (f) In excess of 30 kilolitres up to 40 kilolitres: R66.01 per kilolitre per month.
- (g) In excess of 40 kilolitres up to 50 kilolitres: R83.28 per kilolitre per month.
- (h) In excess of 50 kilolitres: R89.24 per kilolitre per month.
- (i) A water demand management levy of R65.08 per calendar month per unit.

2.1.3 Tariffs when there's water restriction – (dwelling unit and multi-dwelling units)

For the supply of water to any dwelling where at least a water restriction has been declared by Johannesburg Water and is used for residential purposes:

	2025/26	CONVENTIONAL WATER RESTRICTIONS							
Band	Normal Tariff	Level 1 - 15%	Level 2 - 20%	Level 3 - 25%	Level 4 - 30%	Level 5 - 35%	Level 6 - 40%	Level 7 - 45%	Level 8 - 50%
	(R/kl)	(R/kl)	(R/kl)	(R/kl)	(R/kl)	(R/kl)	(R/kl)	(R/kl)	(R/kl)
0-6	-	3.90	7.80	15.60	15.60	15.60	15.60	15.60	15.60
> 6-10	29.84	30.31	32.81	34.14	36.63	39.50	42.97	46.95	51.87
>10-15	31.15	33.70	36.64	37.20	39.89	43.00	46.72	51.03	58.82
>15-20	43.67	48.66	53.00	54.89	58.84	63.40	68.78	75.08	87.94
>20-30	60.36	71.01	74.13	77.72	83.30	89.73	98.09	111.12	129.59
>30-40	66.01	77.65	80.28	83.33	89.32	96.24	121.21	134.27	150.60
>40-50	83.28	104.64	113.68	115.55	125.44	137.15	194.32	331.20	617.75
>50	89.24	133.60	145.78	164.04	232.60	398.70	488.20	1,069.19	2,056.46

2.2 Prepayment meters

2.2.1 Dwelling unit:

The supply of water to any dwelling where such a dwelling unit has a prepaid meter supplied by Johannesburg Water and is used for residential purposes.

- (a) For the first 6 kilolitres: Free
- (b) In excess of 6 kilolitres up to 10 kilolitres: R25.70 per kilolitre per month.
- (c) In excess of 10 kilolitres up to 15 kilolitres: R26.52 per kilolitre per month.
- (d) In excess of 15 kilolitres up to 20 kilolitres: R31.69 per kilolitre per month.
- (e) In excess of 20 kilolitres up to 30 kilolitres: R57.36 per kilolitre per month.
- (f) In excess of 30 kilolitres up to 40 kilolitres: R61.75 per kilolitre per month.
- (g) In excess of 40 kilolitres up to 50 kilolitres: R77.16 per kilolitre per month.
- (h) In excess of 50 kilolitres: R84.38 per kilolitre per month.
- (i) A water demand management levy of R65.08 per dwelling unit per calendar month.
- (j) An annual allocation for emergencies of 4 kl will be provided free of charge to a consumer in the case of a prepayment meter

2.2.2 Multi-dwelling units:

The supply of water to multi-dwelling where water consumed in all such units is metered by one prepayment meter supplied by Johannesburg Water, but not individually metered by meters: the combined aggregate consumption be divided by the number of dwelling units:

- (a) For the first 6 kilolitres: Free
- (b) In excess of 6 kilolitres up to 10 kilolitres: R25.70 per kilolitre per month
- (c) In excess of 10 kilolitres up to 15 kilolitres: R26.52 per kilolitre per month.
- (d) In excess of 15 kilolitres up to 20 kilolitres: R31.69 per kilolitre per month.

- (e) In excess of 20 kilolitres up to 30 kilolitres: R57.36 per kilolitre per month.
- (f) In excess of 30 kilolitres up to 40 kilolitres: R61.75 per kilolitre per month.
- (g) In excess of 40 kilolitres up to 50 kilolitres: R77.16 per kilolitre per month.
- (h) In excess of 50 kilolitres: R84.38 per kilolitre per month.
- (i) A water demand management levy of R65.08 per dwelling unit per calendar month.
- (j) An annual allocation for emergencies of 4 kl will be provided free of charge to a consumer in the case of a prepayment meter.

2.2.3 Tariffs when there's water restriction – prepayment metered areas.

For the supply of water to any dwelling where at least a Water restriction has been declared by Johannesburg Water and is used for residential purposes:

	2025/26	PRE-PAID WATER RESTRICTIONS							
Band	Normal Tariff	Level 1 - 15%	Level 2 - 20%	Level 3 - 25%	Level 4 - 30%	Level 5 - 35%	Level 6 - 40%	Level 7 - 45%	Level 8 - 50%
	(R/kl)	(R/kl)	(R/kl)	(R/kl)	(R/kl)	(R/kl)	(R/kl)	(R/kl)	(R/kl)
0-6	-	3.90	7.80	15.60	15.60	15.60	15.60	15.60	15.60
6>10	25.70	26.10	28.26	29.40	31.54	34.01	37.00	40.43	44.66
>10-15	26.52	28.69	31.19	31.66	33.96	36.60	39.77	43.43	50.07
>15-20	31.69	35.31	38.45	39.83	42.69	46.00	49.91	54.48	63.81
>20-30	57.36	67.48	70.45	73.86	79.16	85.28	93.22	105.61	123.16
>30-40	61.75	72.64	75.09	77.95	83.56	90.02	113.39	125.60	140.88
>40-50	77.16	96.94	105.32	107.05	116.21	127.06	180.02	306.83	572.30
>50	84.38	126.32	137.84	155.10	219.93	376.97	461.59	1,010.92	1,944.38

2.3 Hostels

For the supply of water to any hostels with or without appurtenant outbuildings where water consumed in all such units is metered by one meter supplied by Johannesburg Water. The aggregate consumption be divided by the factor of the number of registered beds divided by six and the tariff stipulated in sub paragraph (1) above be applied per hostel.

- (a) For the first 6 Kilolitres per hostel multiplied by the factor of the number of registered beds per hostel divided by six: R3.90 per kilolitre per month.
- (b) In excess of 6 kilolitres up to and including 10 kilolitres per hostel multiplied by the factor of the number of registered beds per hostel divided by six: R29,84 per kilolitre per month.

- (c) In excess of 10 kilolitres up to and including 15 kilolitres per hostel multiplied by the factor of the number of registered beds per hostel divided by six: R31,15 per kilolitre per month.
- (d) In excess of 15 kilolitres up to and including 20 kilolitres per hostel multiplied by the factor of the number of registered beds divided by six per hostel: R43,67 per kilolitre per month.
- (e) For any quantity in excess of 20 kilolitres per hostel multiplied by the factor of the number of registered beds divided by six per hostel: R89,24 per kilolitre per month.

2.4 Deemed consumption areas

2.4.1 Erven within previously disadvantaged areas where a flat rate for water consumption was charged and it has not been possible to assess metered water consumption over the past 12 months:

- (a) 5kl per month: Free
- (b) 10 kl per month: R119.37 per month.
- (c) 20 kl per month: R493.47 per month.

2.5 Informal settlements

Informal dwelling structure on an erf, which is not connected to the water reticulation system of the Council and is supplied by water from a communal water point: Free of charge per month.

2.6 Availability Charges

The following availability charges shall be payable in respect to where services are available:

- (a) For vacant residential stands; R552.35 per calendar month per stand
- (b) For unoccupied improved residential stands; R552.35 per calendar month per stand
- (c) For improved occupied residential stands where no water supplied by Council is being consumed for any reason, including, but not restricted to stands using borehole water; R552.35 per calendar month per stand.
- (d) Per occupied unmetered residential stands R552.35 per calendar month per stand

3 Mixed use

3.1 For the supply of water to any dwelling, with or without appurtenant outbuildings, and used for more than one purpose (excluding any such units used merely for purposes incidental to

such other purposes which constitute the main activities on the premises), where water consumed in all such units is metered by one meter supplied by Johannesburg Water for any quantity of water supplied, the aggregate consumption be divided by the number of dwelling units.

- (a) For the first 6 Kilolitres per dwelling multiplied by the number of dwelling units on the premises: Free
- (b) In excess of 6 kilolitres up to and including 10 kilolitres per dwelling multiplied by the number of dwelling units: R29.84 per kilolitre per month.
- (c) In excess of 10 kilolitres up to and including 15 kilolitres per dwelling multiplied by the number of dwelling units on the premises: R31.15 per kilolitre per month.
- (d) In excess of 15 kilolitres up to and including 20 kilolitres per dwelling multiplied by the number of dwelling units: R43.67 per kilolitre per month
- (e) For any quantity in excess of 20 kilolitres per dwelling multiplied by the number of dwelling units: R89.24 per kilolitre per month.
- (f) In the case where a domestic customer conducts commercial/business activities on their residential unit where prepayment meters have been installed any consumption will be charged at the rate of the tariff band listed in sub-paragraphs (a) to (e).
- (g) A water demand management levy of R65.08 per dwelling per calendar month plus R367.86 per stand.

4 Non-Residential

4.1 Surcharge

A 2% surcharge is levied on non-residential customers (Institutions, Commercial and Industrial).

4.2 Institutions

4.2.1 Conventional Water Meters and Prepayment Meters For the supply of water to institutions:

- (a) For consumption up to 200 kilolitres: R55.96 per kilolitre per month

- (b) For consumption exceeding 200 kilolitres: R65.54 per kilolitre per month.

A water demand management levy of R367.86 per stand per calendar month.

4.3 Commercial / Industrial

4.3.1 Conventional Water Meters and Prepayment Meters

For the supply of water through any one meter to premises:

- (a) For consumption up to 200 kilolitres: R68.26 per kilolitre per month.
- (b) For consumption exceeding 200 kilolitres: R72.01 per kilolitre per month.
- (c) A water demand management levy of R367.86 per stand per calendar month.

4.4 Availability Charges

The following availability charges shall be payable in respect to where services are available:

- (a) For non-residential vacant stands; R1,380,87 per calendar month per stand
- (b) For unoccupied improved non-residential stand; R1,380,87 per calendar month per stand
- (c) For improved occupied non-residential stands where no water supplied by Council is being consumed; R1,380,87 per calendar month per stand.
- (d) Stands belonging to the City of Johannesburg and its Municipal Owned entities that do not consume water will be exempted from the availability charge.

5 INTERIM CHARGES

- (a) For the purpose of assessing any charge where a meter reading could not be obtained, for whatever reason, in an area other than a deemed consumption area, the consumption trend of the customer's interim charges is raised in the absence of actual reading. Where there is no trend available, a township average may be applied.
- (b) The interim charge shall be reversed when actual meter readings are again obtained and the account adjusted accordingly.

- (c) Interim charges levied are payable and due in the same way as an actual charge.

6 MISCELLANEOUS

- (a) For the supply of water for use outside the area of jurisdiction of the City of Johannesburg (excluding water supplied in bulk to another local authority) such supply is to be metered at a point within the boundary of the City of Johannesburg in any one month, the charge payable shall be the prevailing Rand Water bulk supply price plus a surcharge of 25% on the aggregate of such charge.
- (b) In the case of meters registering the supply of water in gallons, the number of kilolitres supplied shall be determined by dividing the number of gallons registered by 220 and rounding off the result, up or down to the nearest 10.
- (c) The Managing Director of Johannesburg Water will have the authority to negotiate with customers who receive a special tariff, due to older arrangements with the City, to bring these special tariffs in line with the regular tariff.

7 CUSTOMER REQUESTS TO CHANGE BILLING TARIFF

- 7.1 When customers request in writing to change the category billing tariff, it will be confirmed by the Managing Director of Johannesburg Water and will only apply from the date on which the request is received by the City and will not be backdated.

8 CHARGES FOR DISCONNECTING SUPPLY

8.1 Customer requests for disconnections

- (a) For the removal of an unused meter up to and including a 20 mm connection and consequent disconnecting of supply: R4 074.08.
- (b) For the removal of an unused meter larger than 20 mm up to and including a 40 mm connection and consequent disconnecting of supply: R22 093.86
- (c) For the removal of an unused meter larger than 40 mm up to and including a 100 mm connection and consequent disconnecting of supply: R40 505.41
- (d) For the removal of an unused meter larger than 100 mm connection and consequent disconnecting of supply: R58 916,95

8.2 For the disconnections and/or re-connection of supply which has been disconnected for credit control purposes

- (a) Flow restrictions/ termination: meter up to and including a 20 mm connection: R757.82
- (b) Flow restrictions/ termination: meter larger than 20 mm: R3 174.39

9 NEW CONNECTIONS

- (a) For providing and installing a 20 mm connection with a meter:
 - i. Service Level 1 water connection: Free
 - ii. New complete connection: R16 875.67
 - iii. New meter only: R5,773.51
- (b) For providing and installing a 25 mm connection with a meter: R41,005.12
- (c) For providing and installing a 40 mm connection with a meter: R55 091.92
- (d) For providing and installing a 50 mm connection with a meter: R70 459.30
- (e) For providing and installing an 80 mm connection with a meter: R105 617.19
- (f) For providing and installing a 100 mm connection with a meter: R114 022.18
- (g) For providing and installing a 130 mm connection with a meter: R135 785.58
- (h) In the event of an unmetered illegal connection not installed by Johannesburg Water or with a letter from Johannesburg Water authorising the installation by a developer or their agent, a fine, over and above the charges in (a) to (g) above, which will be equal to two (2) times the applicable new connection tariff above, per connection and multiplied by the number of households on the stand.

10 FIRE SERVICE CONNECTIONS

- (a) For providing and installing a 25 mm fire service connection without a meter: R37,392.55
- (b) For providing and installing a 40 mm fire service connection without a meter: R41 005.81
- (c) For providing and installing a 50 mm fire service connection without a meter: R42 276.39
- (d) For providing and installing an 80 mm fire service connection without a meter: R64, 054.44
- (e) For providing and installing a 100 mm fire service connection without a meter: R74 314.23
- (f) For providing and installing a 150 mm fire service connection without a meter: R90, 956.15

11 SPECIAL CHARGES IN CONNECTION WITH METERS SUPPLIED BY JOHANNESBURG WATER:

11.1 For special reading of a meter at the request of a consumer (excluding new consumers) provided that only a single charge be levied under this item for the simultaneous reading of water and electricity meters for a single consumer: R920.57

11.2 For installing a meter after the removal thereof; R5, 773.51

11.3 For testing a water meter owned by Johannesburg Water at the request of the consumer, if it is found that the meter does not show an error of more than the prescribed tolerance:

- (a) Meters for pipes with a diameter measuring up to and including 25 mm, for each meter:
R6,350.87
- (b) Meters for pipes with a diameter measuring more than 25 mm, for each meter:
R12,701.76

11.4 Rules applicable to clause 11.3

- (a) The method and results of a test carried out by Johannesburg Water in terms of sub-items 11.3, shall be accepted by the consumer as conclusive.
- (b) The consumer shall be entitled, on giving Johannesburg Water (SOC) Ltd reasonable notice of his intention, to be present at the testing of any meter in which he is interested.
- (c) Johannesburg Water shall retain every water meter for 3 months after it has been tested in order to make any further check or adjustment which may be necessary.
- (d) When a meter fails the test, the meter testing fees will be refunded.
- (e) When the meter fails the test, meter reading and billing will be adjusted using the by-law calculations to raise/reverse charges for the period affected.

11.5 For testing a meter owned by the consumer the charge shall be as follows:

- (a) Meters for pipes with a diameter measuring up to and including 25mm, for each meter:
R7,364.64

- (b) Meters for pipes with a diameter measuring more than 25 mm, for each meter:
R13,808.67

11.6 If a water meter remains unused for more than three months Johannesburg Water shall be entitled to remove it free of cost to the consumer and shall replace it when it is again required; the replacement shall be at the consumer's expense (refer section 6.2).

11.7 For the purpose of rule 8, a meter shall be deemed to have been unused during any period between readings if less than 4 kilolitres passed through it.

11.8 Charges applicable to the moving of water meter outside the boundary of a property at the consumer's request:

- (a) For the moving of a Meter size 20, 25 and 40mm which can be moved as a unit.
R20,043.42 per meter.
- (b) For the moving of a Meter size 50 and 80mm R24,922.72 per meter.
- (c) For the moving of a meter size 100 and 150mm for which a chamber needs to be built
R31,753.54 per meter.

11.9 Temporary interruption

- (a) For the temporary interruption of a consumer's water supply at his request and the subsequent reconnection thereof, for including the time taken for travelling, whether one or more trips to the erf are necessary: R3,836.25
- (b) In the case where a consumer fits an internal stopcock which will allow the consumer to perform the interruption without the assistance of Johannesburg Water in future: free of charge.

11.10 Charge for issuing of notice:

- (a) For the issuing of a notice in respect of arrear amounts on one or more services: R692.28

12 EFFLUENT RE-USE TARIFF

Effluent re-use will be charged where the off take is from the treatment plant at the cost of the user. Where any infrastructure has to be provided, additional charges will apply on a case-by-case basis dependant on the cost to Johannesburg Water and the period of the agreement.

Name of Catchment	2025/26 (R/kl)
Integrated Vaal River System (IVRS)	R7.125
Crocodile West Marico	R7.361

12.1 The Water Treatment Works that dispense effluent to both Integrated Vaal River System and Crocodile West Marico are listed below:

(a) **Integrated Vaal River System (IVRS)**

- Olifantsvlei works
- Bushkoppies works
- Goudkoppies works
- Ennerdale works

(b) **Crocodile West Marico**

- Driefontein works
- Northern works

13 EXPANDED SOCIAL PACKAGE

13.1 Residential Indigent Consumers Conventional water meters

13.1.1 For the supply of water to any dwelling unit where such a dwelling unit has its own meter supplied by Johannesburg Water and is used for residential purposes by a consumer that is registered indigent in terms of the Council's Expanded Social Package policy:

Indigent Category	Score on Prevailing COJ Poverty Index	Monthly allocation cap of free water per household limited to the actual consumption if actual consumption is less than the allocated cap. Monthly allocation cap of free water per household
Band 1	Between 1 and 15	Not applicable
Band 2	Between 15 and 30	10kl.
Band 3	Between 30 and 70	12kl.
Band 4	70 and above	15kl.

Note:

- (a) Band 1 refers to individuals / households on the lowest vulnerable score defined by the approved CoJ Poverty index of the expanded social package policy.
- (b) Band 2 refers to individuals / households within the low vulnerability score defined by the approved CoJ Poverty index of the expanded social package policy.
- (c) Band 3 refers to individuals / households within the mid-range vulnerability score defined by the approved CoJ Poverty index of the expanded social package policy.
- (d) Band 4 refers to individuals / households within the higher vulnerability score defined by the approved CoJ Poverty index of the expanded social package policy.
- (e) Customers who qualify for the allocation of free water above will also be eligible for a rebate on the demand management levy charged.

13.2 Residential Indigent Consumers Prepayment meters

13.2.1 Where a residential prepayment meter has been installed for the supply of water, where such water is consumed by a consumer that is declared indigent in terms of the Council's Expanded Social Package policy resolution, the proposed tariff will be as follows:

Indigent Category	Score on Prevailing COJ Poverty Index	Monthly allocation cap of free water per household limited to the actual consumption if actual consumption is less than the allocated cap. Monthly allocation cap of free water per household
Band 1	Between 1 and 15	Not applicable
Band 2	Between 15 and 30	10kl.
Band 3	Between 30 and 70	12kl.
Band 4	70 and above	15kl.

Note:

- (a) Band 1 refers to individuals / households on the lowest vulnerable score defined by the approved CoJ Poverty index of the expanded social package policy.
- (b) Band 2 refers to individuals / households within the low vulnerability score defined by the approved CoJ Poverty index of the expanded social package policy.
- (c) Band 3 refers to individuals / households within the mid-range vulnerability score defined by the approved CoJ Poverty index of the expanded social package policy.
- (d) Band 4 refers to individuals / households within the higher vulnerability score defined by the approved CoJ Poverty index of the expanded social package policy.
- (e) Customers who qualify for the allocation of free water above will also be eligible for a rebate on the demand management levy charged.

13.3 Deemed consumption areas: Indigent customers

13.3.1 Erven within previously disadvantaged areas where a flat rate was charged and it has not been possible to assess metered water consumption over the past 12 months and the consumer is declared indigent in terms Expanded Social Package Policy of Council:

- (a) 5kl per month: Free of charge;
- (b) 10 kl per month: Free of charge;
- (c) 20 kl per month: R218.35 per month,

14 DAMAGES TO MUNICIPAL WATER PIPE SYSTEM AND OR WATER INSTALLATIONS TARIFFS

14.1 Any damages to the municipal water system and or installation: Actual costs of repairs plus cost of water lost. The cost of water lost will be charged as indicated below:

- a. Pipe with a diameter of 50mm or less R19,335.93
- b. Pipe with a diameter larger than 50mm but less than or equal to 100mm
R38,674.44
- c. Pipe with a diameter larger than 100mm but less than or equal to 250mm
R58,014.71
- d. Pipes with diameters larger than 250mm but less than or equal to 400mm
R77,348.82
- e. Pipes with diameters larger than 400mm but less than or equal to 700mm
R154,697.66
- f. Pipes with diameters larger than 700mm R212,705.43

14.2 The above tariffs will be levied per incident reported:

- (a) The reporting should be done as soon as the incident is known to the City of Johannesburg Call Centre wherein the reference number will be given.
- (b) If the incident was not reported but was found by the City/Johannesburg Water a surcharge of 10% will be applied.
- (c) For a repeated offender in a project or area, within a 12 month period, a surcharge will be levied as follows:
 - i. For a second transgression 5% will be levied above the tariff as determined previously based on the size of water pipe inclusive of water losses and cost of repairs.
 - ii. Third transgression 10% surcharge to be levied.
 - iii. Fourth transgression 15% surcharge to be levied.
 - iv. Fifth transgression 25% surcharge to be levied.
 - v. For any transgression above five, a 50% surcharge will be levied.

In this circumstance, Johannesburg Water/ City of Johannesburg reserves the right to review the contractual relationship if the transgressor is the service provider.

If the transgressor is not contractually bound to Johannesburg Water/City of Johannesburg, the municipality reserves the right to request the transgressor to cease operations within 24 hours.

15 ILLEGAL CONNECTIONS

Penalty

If any unauthorised water connection is detected, the same shall be disconnected immediately and the following penalty for domestic connection and for institutional/ commercial/ industrial connections shall be imposed on the consumers:

15.1 In respect to a stand with a single household or business premises:

- (a) For up to 20mm connection,

- i. A charge of R5,000.00 will be applied, in addition to the cost of replacing the existing meter.
- ii. Where there was never a Johannesburg Water installed meter, a charge of R5,000.00 will be applied, in addition the cost of a new connection.
- (b) For up to 25mm connection
 - i. A charge of R10,000.00 will be applied, in addition to the cost of providing and installing a 25 mm connection.
- (c) R110,183.84 for up to a 40mm connection;
- (d) R140,918.61 for up to a 50mm connection;
- (e) R220,346.40 for up to an 80mm connection;
- (f) R456,088.70 for up to a 100mm connection; and
- (g) R678,927.90 for a connection larger than 150mm;

15.2 In an event where JW has confirmed an illegal connection and has raised the relevant illegal connections penalties, JW may proceed to recover revenue over and above the penalty in the following manner:

- (a) A calculation of a reasonable average based on previous purchases from the date of last purchase not in excess of 36 months for prepaid meters. In an event that the meter has not purchased in the last 36 Months, the prevailing prepaid township average will be used to recoup all revenue lost due to the illegal connection.
- (b) An average based on two recent readings and if a meter reading does not exist and if the meter was never read, the date of installation will be used to recover the revenue using the township average.

15.3 In an event that JW cannot confirm a prepaid water purchase on all its vending platforms for a period of 6 months on a meter that is functional, the meter shall be deemed to have been tampered with. This meter will therefore accrue a penalty as per the approved tariff

15.4 In respect of a stand which has more than one household or business premises, the charge will be the amount stipulated in clause 15.1 multiplied by the number of premises regardless that the stand has a single supply line.

15.5 In respect of an unauthorised connection being repeated in the same financial year, an additional 50% on the applicable penalty referred to in paragraphs 15.1 and 15.2 will be added to the penalty.

15.6 In respect to water losses during construction and post-construction JW will raise the following charges in addition to the penalty charge/s above:

- (a) where it is found that a connection is / was unmetered or an illegal connection is detected, charges will be applied at a rate of 0.3 kilolitres of water for every square meter constructed, based on the business tariff.
- (a) In cases after construction whether or not occupancy has occurred, where it is found that a connection is /was unmetered or an illegal connection is detected the following charge based on the business tariff in addition to the charge referred to above will apply:
 - (a) 30kl per month for up to a 25mm connection
 - (b) 90kl per month for up to a 40mm connection

- (c) 120kl per month for up to a 50mm connection
- (d) 200kl per month for up to a 80mm connection
- (e) 300kl per month for up to a 100mm connection and
- (f) 400kl per month for a connection larger than 150mm

15.7 In respect of the unauthorised use of water from an unmetered fire connection, including a fire hydrant, hose reel, or any other device connected to the unmetered fire connection within the premises, charges will be raised based on the connection size servicing the said device as follows:

- (a) R24,490.24 for up to a 25mm connection;
- (b) R39,184.39 for up to a 40mm connection;
- (c) R48,980.49 for up to a 50mm connection;
- (d) R78,368.78 for up to a 80mm connection;
- (e) R97,960.97 for up to a 100mm connection and
- (f) R146,941.44 for a connection larger than 150mm.

15.8 In respect of the unauthorised usage of water from a Fire Hydrant using a portable water truck, such truck will be impounded by JMPD and a penalty of R55 000.00, payable to JW, will be imposed. The truck will be released upon payment of the R55 000.00 and all such penalties imposed in terms of the above as well as any further penalties that JMPD may impose. These penalties are exclusive of any penalty that JMPD may elect to impose as per its processes.

15.9 The owner and user of such truck will be jointly and severally liable for payment of the amounts referred to in paragraph 15.8 above, the one paying the amount in full and the other being absolved of such liability.

15.10 Illegal Connection fees is payable in full before a reconnection can be instituted by Johannesburg Water.

16 VALUE ADDED TAX

All the above charges are exclusive of VAT.

ANNEXURE B

AMENDMENT OF TARIFF OF CHARGES FOR SEWERAGE & SANITARY SERVICES

In terms of the Local Government: Municipal Finance Management Act, 2003 (Act 56 of 2003) as amended: sections 17(3)(a)(ii) and 22(a) of ; of the Local Government: Municipal Systems Act, 2000 (Act 32 of 2000) as amended: sections 21(1) and (3), 21A and 75A(3) and (4) of , it is hereby notified that the City of Johannesburg has, in terms of the Local Government: Municipal Systems Act, 2000 (Act 32 of 2000) as amended: Sections 11(3)(i) and 75A(1) and (2), read with the Local Government: Municipal Financial Management Act, 2003 (Act 56 of 2003) as amended: section 24(2)(c)(ii) of, amended its Tariff of Charges for Sewerage and Sanitary Services with effect from 1 July 2025. A 2% surcharge is levied on business tariffs.

The following tariffs shall be effective from 1 July 2025:

1. DEFINITIONS

For the purposes of this Tariff of Charges the following definitions will apply:

- 1.1. "Dwelling unit" means one or more rooms including a kitchen/s designed as a unit for occupancy for the purpose of cooking, living and sleeping which includes nearby outbuildings, sheds and granny flats within the curtilage of the property excluding multi dwellings and blocks of flats ;
- 1.2. "Multi-dwelling" means any arrangement of premises that comprises more than one dwelling unit including semi-detached houses, simplex units, townhouses, duplex dwellings, flats and any other arrangement of residential premises.
- 1.3. "Mixed use" Any premises comprised of two or more dwelling units, with or without appurtenant outbuildings, and any unit used for other purposes (excluding any such premises if such units are used merely for purposes incidental to such other purposes which constitute the main activities on the premises)
- 1.4. "Hostel" means collective accommodation for Local Authority and Provincial Government workers which accommodation may be single rooms or dormitories, with shared facilities such as kitchens and bathrooms;
- 1.5. "Service Level 1" shall mean a service delivery option consisting of a ventilated improved pit latrine or equivalent dry sanitation system located on each. No water and sewer connections are provided to each individual property, and no waterborne sewer system is available.

- 1.6. "Service Level 3" shall mean a service delivery option consisting of a conventional waterborne sewer network with individual sewer connections to each erf.
- 1.7. "Institution" means public tertiary educational institutions, public schools, public hospitals, orphanages, old aged homes or other similar premises operated by a registered welfare organisation, sport clubs or premises used for public worship, including halls or other buildings used for religious purposes. Student accommodation owned by institutions as defined herein will be covered under institutions.
- 1.8. "Commercial" refers to the sewer service to premises other than those provided for in clauses 2 and 3.
- 1.9. "prepayment meter" means a meter that can be programmed to limit the flow of water into a water installation to the amount which has been previously purchased;
- 1.10. "prepayment measuring system" means a meter and ancillary devices, approved by the Council, designed to measure and allocate to a consumer the quantity of water pre-purchased by himself or herself;

2. Residential Charges

The following charges shall be payable in respect of land having a drainage installation thereon which is connected to Johannesburg Water's sewer network:

1.1. Dwelling on a single erf, per erf- R/month

(a) Erf size up to and including 300 m ²	R358.42
(b) Erf size from 301 m ² to 1 000 m ²	R697.73
(c) Erf size from 1 001 m ² to 2 000 m ²	R1 055.51
(d) Erf size larger than 2 000 m ²	R1 520.83

1.2. Multi-dwellings

Subsidized multi-dwellings:

- (a) A multi-dwelling where the property rates value of each unit does not exceed R700 000.00 (Where the rates valuation is provided for the total stand, the rates valuation should be divided by the number of dwelling units to get the value per dwelling unit.) shall qualify for the subsidized charge of R358.42.

Other multi dwellings

- (b) Where two or more dwelling units have been erected on a single erf, an erf size shall be determined in respect of each dwelling house erected on such property, by dividing the area of the erf by the number of dwelling units erected thereon. The charge shall then be levied in respect of each such dwelling unit in accordance with the provisions of section 2.1 above, provided that the minimum charge shall be: R 697.73 per unit per month.
- (c) Where information to the satisfaction of the Managing Director: Johannesburg Water, or his duly authorised representative, has not been furnished as to the number of dwelling units on a complex: For each kilolitre or part of the metered or estimated water consumption: R52.85kl.

1.3. Informal Settlements

- (a) Sanitation services to informal dwelling structures used for human habitation in respect of which no building plan has been lawfully approved by any competent authority and the dwelling on the erf is not individually connected to Johannesburg Water's water reticulation system: Free of charge.

1.4. Residential prepayment meter

- 1.4.1. Where residential prepayment meter has been installed for the supply of water to a dwelling, block of flats and multi-dwellings where such service is provided in respect of land having a drainage installation thereon which is connected to Johannesburg Water's sewer:

- (a) For the first 6 kilolitres: Free
- (b) In excess of 6 kilolitres up to 10 kilolitres: R14.82 per kilolitre per month.
- (c) In excess of 10 kilolitres up to 15 kilolitres: R18.76 per kilolitre per month.
- (d) In excess of 15 kilolitres up to 20 kilolitres: R21.01 per kilolitre per month.
- (e) In excess of 20 kilolitres up to 30 kilolitres: R31.19 per kilolitre per month.
- (f) In excess of 30 kilolitres up to 40 kilolitres: R31.19 per kilolitre per month.

(g) In excess of 40 kilolitres up to 60 kilolitres: R31.19 per kilolitre per month.

(h) In excess of 60 kilolitres: R31.19 per kilolitre per month.

1.5. Availability Charges

1.5.1. The following availability charges shall be payable in respect of:

- (a) For vacant residential stands; R361.58 per month per stand
- (b) For unoccupied improved residential stands; R361.58 per month per stand
- (c) For improved occupied residential stands where no water supplied by Council is being consumed for any reason; R361.58 per month per stand
- (d) For occupied unmetered residential stands; R361.58 per month per stand

1.6. Mixed used

Where water consumed in all such units is metered by one meter supplied by Johannesburg Water, for any quantity of water supplied to the premises, for each kilolitre or part thereof of the metered or estimated water consumption: R52.85/kl.

3. Non-Residential

Surcharge

A 2% surcharge is levied on business customers (Institutions, Commercial and Industrial).

3.1. Institutions/ Hostels

- (a) For the provision of sewerage service to Institutional Buildings will be charged at R42.02kl.

3.2. Industrial / Commercial

- (a) For each kilolitre or part thereof of the metered or estimated water consumption: R 52.85/kl irrespective post or prepayment.

3.3. Other classes of property

- (a) All classes of property other than those specified in clauses 3.2 and 3.3 above: For each kilolitre or part thereof of the metered or estimated water consumption: R 52,85/kl.

3.4. Availability Charges

3.4.1. The following availability charges shall be payable in respect of:

- (a) For non-residential vacant stands; R1,065.99 per month per stand
- (b) For unoccupied improved non-residential stand; R1,065.99 per month per stand
- (c) For improved occupied non-residential stands where no water supplied by Council is being consumed; R1,065.99 per month per stand.
- (d) Stands belonging to the City of Johannesburg and its Municipal Owned entities that do not consume sewer and sanitation services will be exempted from the availability charge.

4. CUSTOMER REQUESTS TO CHANGE BILLING CATEGORY

- (a) When customers request in writing to change the category billing tariff, it will be confirmed by Managing Director of Johannesburg Water and will only apply from the date of which the request is received by the City and will not be backdated.
- (b) The Managing Director of Johannesburg Water will have the authority to negotiate with customers who receive a special tariff, due to older arrangements with the City, to bring these special tariffs in line with the regular tariff.

5. NIGHT SOIL AND VACUUM TANKER SERVICES

5.1. The following charges shall be payable for night soil and vacuum tanker services:

- (a) For the removal of sewage by vacuum tanker outside a sewer reticulated area, per kilolitre or part thereof: R450.26/kl.
- (b) Discharge of contents of tankers used to evacuate portable toilets to works: per kilolitre or part thereof R755.08/kl.
- (c) Discharge of contents of tankers used to evacuate portable toilets to works, and where such tankers are hired on contract by Johannesburg Water: Free of charge.

6. CHARGES FOR INDUSTRIAL EFFLUENT

6.1. The charge shall be calculated in accordance with the following formulae:

The sum of:

$$A: \quad C + \frac{T \cdot (\text{COD})}{700} \text{ cent/kilolitre,}$$

Subject to a minimum charge of R53.83/kl;

and:

B: (i) $T \cdot (\text{As}-2,5)$ cent/kilolitre, where As is greater than 2,5 mg/l; 2,5

and (ii) $T \cdot (\text{Cd}-2,5)$ cent/kilolitre, where Cd is greater than 2,5 mg/l; 2,5

and (iii) $T \cdot (\text{Co}-20)$ cent/kilolitre, where Co is greater than 20 mg/l; 20

and (iv) $T \cdot (\text{Cr}-20)$ cent/kilolitre, where Cr is greater than 20 mg/l; 20

and (v) $T \cdot (\text{Cu}-20)$ cent/kilolitre, where Cu is greater than 20 mg/l; 20

and (vi) $T \cdot (\text{Hg}-1)$ cent/kilolitre, where Hg is greater than 1 mg/l; 1

and (vii) $T \cdot (\text{Mo}-5)$ cent/kilolitre, where Mo is greater than 5 mg/l; 5

and (viii) $T \cdot (\text{Ni}-10)$ cent/kilolitre, where Ni is greater than 10 mg/l; 10

and (ix) $T \cdot (\text{Pb}-10)$ cent/kilolitre, where Pb is greater than 10 mg/l; 10

and (x) $T \cdot (\text{Se}-2,5)$ cent/kilolitre, where Se is greater than 2,5 mg/l; 2,5

and (xi) $T \cdot (\text{Zn}-20)$ cent/kilolitre, where Zn is greater than 20 mg/l; 20

and (xii) $C \cdot (7 - \text{pH})$ cent/kilolitre, where pH is less and 4 units

and (xiii) $(C+T) \cdot (\text{FOG} - 200)$ cent/kilolitre, where FOG is greater than 200mg/l; 200 [vegetable origin]

and (xiv) $(C+T) \cdot (\text{FOG} - 50)$ cent/kilolitre, where FOG is greater than 50mg/l; 50 [mineral origin]

Where $C = \text{R}1,495.18$ and $T = \text{R}1,630.56$

Where the COD is Chemical Oxygen Demand:

and As = Total Arsenic;
 Cd = Total Cadmium;
 Co = Total Cobalt;
 Cr = Total Chromium;
 Cu = Total Copper;
 Hg = Total Mercury
 Mo = Total Molybdenum
 Ni = Total Nickel;
 Pb = Total Lead;
 Se = Total Selenium;
 Zn = Total Zinc.
 pH = $-\log [\text{H}^+]$
 FOG = Total fat, oil and grease

As determined by the analytical methods used by the CYDNA Scientific Services Laboratory of Johannesburg Water (SOC) Ltd.

It is important that the sewer system is protected against acidic effluents and the charge for pH is therefore punitive. Similarly, metals are detrimental to the

environment and the metal charge is also punitive. In addition, the discharge of excessive quantities of fat, oil and grease (FOG) into the sewer system causes blockages which is a public nuisance, a health risk and impedes the proper operation of the City's Waste Water Treatment Works. Hence the FOG charge is also punitive. Therefore, in cases where the Water Services By-laws are violated, pH will be assessed on the lowest and metals and FOG on peak values recorded during a six monthly period, irrespective of whether the industrial effluent volume discharged during that period is less than the value stipulated in clause 4.2 below.

- 6.2. In the case of any trade or industry in respect of which the average monthly volume of trade or industrial effluent generated during the previous half-year period was less than 100 kilolitres, the charge shall be R52.85 per kilolitre except where punitive charges are applied.
- 6.3. In respect of domestic effluent discharged from the premises of any trade or industry for which a charge was levied in terms of clause C (1) above, the charge shall be R52.85 per kilolitre.

In the absence of direct measurement, the domestic effluent will be estimated as follows:

- (a) 1,0 kilolitre per full-time staff member per month.
 - (b) 4,0 kilolitre per resident per month {not included in (i) above}.
 - (c) For staff canteens: 0,15 kl per meal served per month.
 - (d) The working month will be based on a 5-day working week. In cases where the working week deviates from 5 days, a pro-rata adjustment will be made).
-
- 6.4. Where the average monthly volume of trade or industrial effluent generated during the previous half-year period was more than 50 kilolitres, rebates under A above to be granted under conditions specified by the Council as follows—
 - (a) 10% if the discharge occurs at specified times only;
 - (b) 15% if the flow is balanced and discharged evenly over seven days at specified times only;
 - (c) 20% if effluent contains BOD/COD ratio between 0.92 and 1, which is deemed beneficial to the Council's treatment processes; and
 - (d) 50% maximum if (c) occurs with (a) and (b).
 - 6.5. For the disposal of organic industrial wastes delivered by tanker to the wastewater treatment works: R31.05 per kilogram of COD.
 - 6.6. The sample must be analysed six - monthly by an independent accredited laboratory for the customer to secure a non-effluent rebate under 6.4(c) above to be granted under conditions specified by the Council

6.7. Discharge of yeast effluent or part thereof: per kilolitre R755,08/kl

7. CHARGES FOR GARBAGE GRINDERS

7.1. For each rated 0.75kW or part thereof of the drive motor of each grinder:
R1,106.90 per month.

8. SUNDRY CHARGES

8.1. Charges for work carried out by Johannesburg Water (SOC) Ltd:

(a) Re-inspection fee, per inspection	R6,555.98
(b) Sealing opening, per connection	R10,131.30
(c) Re-opening sealed connections and re-connecting drainage installation to the sewer, per connection	R10,131.30
(d) Alterations to gullies, per gulley	R5,303.89

9. DAMAGES OR TAMPERING TO MUNICIPAL SEWER PIPE SYSTEM AND OR SEWER INSTALLATIONS TARIFFS

9.1. Any damages or tampering to the municipal sewer system and or installation: Actual costs of repairs plus penalty. The cost of the penalty will be charged as indicated below:

- a. Pipe with a diameter of 50mm or less R19,335.93
- b. Pipe with a diameter larger than 50mm but less than or equal to 100mm R38,674.44
- c. Pipe with a diameter larger than 100mm but less than or equal to 250mm R58,014.71
- d. Pipes with diameters larger than 250mm but less than or equal to 400mm R77,348.82
- e. Pipes with diameters larger than 400mm but less than or equal to 700mm R154 697.66
- f. Pipes with diameters larger than 700mm R212,705.43

9.2. The above tariffs will be levied per incident reported:

- (a) The reporting should be done as soon as the incident is known to both City of Johannesburg Call Centre.
- (b) If the incident was not reported but was found by the City/Johannesburg Water a surcharge of 10% will be applied.
- (c) For a repeated offender in a project or area, within a 12 month period, a surcharge will be levied as follows:
 - i. For a second transgression 5% will be levied above the tariff as determine previously based on the size of water pipe inclusive of water losses and cost or repairs.
 - ii. Third transgression 10% surcharge to be levied.
 - iii. Fourth transgression 15% surcharge to be levied.
 - iv. Fifth transgression 25% surcharge to be levied.
 - v. For any transgression above five, 50% surcharge will be levied,
- 1. In this circumstance Johannesburg Water/ City of Johannesburg reserves the right to review contractual relationship if the transgressor is the service provider.
- 2. If the transgressor is not contractual bound to Johannesburg Water/City of Johannesburg, the municipality reserves the right to request the transgressor to cease operations within 24 hours.

10. Rebates/ Expanded Social Package

10.1. Rebates

A person qualifying for a rebate on Assessment Rates in terms of Section 15 of the Local Government Municipal Property Rates Act 6 of 2004 as amended, will be entitled to be charged for domestic sewage at R 358.42 per month.

10.2. Residential Indigent Consumers

10.2.1. A reduction in tariff will be given to a consumer who is having a drainage installation, connected to Johannesburg Water's sewer network and who is declared indigent in terms of the Council's Expanded Social Package policy resolution:

Indigent Category	Score on Prevailing COJ Poverty Index	Reduction in Sewerage tariff
Band 1	Between 1 and 15	Not applicable
Band 2	Between 15 and 30	100%
Band 3	Between 30 and 70	100%
Band 4	70 and above	100%

Note:

- a. Band 1 refers to individuals / households on the lowest vulnerable score defined by the approved CoJ Poverty index of the expanded social package policy.
- b. Band 2 refers to individuals / households within the low vulnerability score defined by the approved CoJ Poverty index of the expanded social package policy.
- c. Band 3 refers to individuals / households within the mid-range vulnerability score defined by the approved CoJ Poverty index of the expanded social package policy.
- d. Band 4 refers to individuals / households within the higher vulnerability score defined by the approved CoJ Poverty index of the expanded social package policy.

11. VALUE ADDED TAX

All the above charges are exclusive of VAT.

(3) AMENDMENT OF SOLID WASTE REMOVAL SERVICES FOR PERIOD 1 JULY 2025 TO 30 JUNE 2026- ANNEXURE 3

ANNEXURE A: REFUSE CHARGE, CITY CLEANING LEVY AND NON-SECTIONAL TITLES

Refuse charge

The table below depicts the property categories in terms of their values and related refuse charges aligned to each category. These charges are exclusive of VAT.

Property Categories		Proposed Tariff (increased by 6,6%)
From	To	
0	R350 000	Exempt
R350 001	R500 000	R187
R500 001	R750 000	R246
R750 001	R1 000 000	R310
R1 000 001	R1 500 000	R327
R1 500 001	R2 500 000	R456
R2 500 001	R5 000 000	R477
R5 000 000>		R486

City cleaning levy (CCL)

The property categories listed below relates to CCL which is levied on properties categorised as non-residential including all vacant land and all agricultural properties as reflected in City's land information systems (LIS). These charges are exclusive of VAT.

Property Categories		Proposed Tariff (increased by 6,6%)
From	To	
0	R350 000	Exempt
R350 001	R500 000	R255
R500 001	R1 500 000	R257
R1 500 001	R2 500 000	R369
R2 500 001	R5 000 000	R379
R5 000 001	R7 500 000	R588
R7 500 001	R10 000 000	R614
R10 000 001	R30 000 000	R825
R30 000 000>		R1047

Non-Sectional Title Properties

The tariffs below apply to properties other than sectional title properties used for habitation and charged as follows:

- a) Non-sectional title properties with multiple living units will be R122 per unit
- b) Non-sectional title properties containing living rooms will be R51 per room with shared facilities per month

These charges are exclusive of VAT.

ANNEXURE B: LANDFILL DISPOSAL FEES/TARIFF

Disposal fees/tariff

The categories below reflect charges for the waste disposed of at various landfills sites within the City. This method of waste disposal involves treatment of waste materials by burial and is categorised and charged per type and weight being disposed of as follows:

Refuse Disposal Type	Tariff (excl. vat)
(a) Refuse Disposal for each 500kg - Except Special Industrial Waste	R 160
(b) Refuse Disposal for each 250kg - Special Industrial Waste	R 160
(c) Refuse Disposal - Except Special Industrial Waste done after 12:00pm on Saturday, the whole day on Sunday and Public Holidays	R 193
(d) Refuse Disposal - organic (garden) waste (Free at Garden Sites)	R171
(e) Refuse Disposal - Soil and Other Material Suitable for Covering Landfills	R 0
(f) Refuse Disposal Outside of COJ- Soil and Other Material Suitable for Covering Landfills	R 240

Landfill safe disposal (per ton)

The tariffs in this category relates to safe disposal of putrescible (food) waste at City landfill sites for which destructible certificates are issued. This service is charged per ton of waste disposed as follows:

	Tariff (excl. vat)
(a) Price per ton	R 4 040
(b) Price per 500kg and under	R 2 022

(4) AMENDMENT OF TARIFF OF CHARGES FOR ELECTRICITY SERVICES FOR PERIOD 1 JULY 2025 TO 30 JUNE 2026- ANNEXURE 4

In terms of Sections 17(3)(a)(ii) and 22(a)(i) and (ii) of the Local Government: Municipal Finance Management Act, 2003 (Act 56 of 2003) and Sections 21(1) and (3), 21A and 75A(3) and (4) of the Local Government: Municipal Systems Act, 2000 (Act 32 of 2000) as amended, it is hereby notified that the City of Johannesburg has, in terms of Sections 11(3)(i) and 75A(1) and (2) of the Local Government: Municipal Systems Act, 2000 (Act 32 of 2000) as amended, read with Section 24(2)(c)(ii) of the Local Government: Municipal Finance Management Act, 2003 (Act 56 of 2003), amended its Tariff of Charges for Electricity Services with effect from 1 July 2025.

STANDARD TARIFF SCHEDULE

All electricity consumed to continue to attract a Network Surcharge of 6 c/kWh. Only residential consumption of below 500kWh will be exempted from this charge, meaning that residential consumption beyond 500kWh per month will be subject to this levy.

2% SURCHARGE ON BUSINESS AND LARGE POWER USERS

The Local Government: Municipal Finance Management Act, 2003 (Act 56 of 2003) as amended: Sections 17(3)(a)(ii), and 22(a)(i) and (ii) ;the Local Government Municipal Systems Act, 2000 (Act 32 of 2000) as amended: Sections 21(1) and (3), 21A and 75A(3) and (4) ;, it is hereby notified that the City of Johannesburg has, in terms of Sections 11(3)(i) and 75A(1) and (2) of the Local Government: Municipal Systems Act, 2000 (Act 32 of 2000) as amended, read with Section 24(2)(c)(ii) of the Local Government: Municipal Financial Management Act, 2003 (Act 56 of 2003), amended its tariff of charges for Electricity Services with effect from 1 July 2020 A 2% surcharge be levied on business and large Power User customers.

1. RESIDENTIAL TARIFF

1.1 This tariff shall be applicable for electricity supply to:

1.1.1 Private houses.

1.1.2 Dwelling-units which are registered under the Sectional Titles Act, 1972 (Act 66 of 1971).

1.1.3 Flats.

1.1.4 Boarding houses and hostels.

1.1.5 Residences or homes run by charitable institutions.

1.1.6 Premises used for public worship, including halls or other buildings used for religious purposes.

1.1.7 Caravan parks.

1.2 This tariff is not applicable to properties zoned as residential but used for business purposes

1.3 Four tariff structures are available, i.e. (i) a Prepaid tariff, (ii) a Two -Part tariff, (iii) a Two-Part Seasonal tariff, and (iv) a Three-Part Time-of-Use tariff. Customers that would prefer the Time-of-Use tariff structure are required to have meters installed with automated meter reading capability.

1.4 Resellers servicing the residential market will on application qualify for a conventional residential reseller tariff, depending on their supply structure to the ultimate consumers.

1.5 Mixed use reseller customers will not qualify for the residential reseller tariff unless split metering is implemented to isolate metering of supply to residential end customers (living units) in which case the supply to the residential customers will qualify for the residential reseller tariff.

1.6 The following charges will be payable per month, or part thereof:

		Breaker size	Demand	Consumption block	Fixed charge	Demand charge	Energy charge
Item	Units	A	kVA	kWh/month	R/month	R/kVA	c/kWh
Prepaid tariffs Low							
Capacity Charge							
Prepaid 1				0 to 350			249,86
Prepaid 2				351 to 500			305,64
Prepaid 3				>500			370,42
Prepaid tariffs High							
Service charge					70,00		
Capacity Charge					130,00		
Prepaid 1				0 to 350			266,45
Prepaid 2				351 to 500			305,64
Prepaid 3				>500			348,26
Two-part Single and Three Phase Tariffs							
Single phase							
Service charge		60			235,79		
Service charge		80			278,98		
Network charge		60			694,58		
Network charge		80			903,69		
Energy charge				0 to 500			264,44
Energy charge				501 to 1000			303,48
Energy charge				1001 to 2000			325,87
Energy charge				2001 to 3000			343,81
Energy charge				Above 3000			360,69
Three phase							
Service charge		80			278,98		
Network charge		80			1 125,75		
Energy charge				0 to 500			257,55
Energy charge				501 to 1000			295,58
Energy charge				1001 to 2000			317,38
Energy charge				2001 to 3000			334,86
Energy charge				Above 3000			351,29

		Breaker size	Demand	Consumption block	Fixed charge	Demand charge	Energy charge
Item	Units	A	kVA	kWh/month	R/month	R/kVA	c/kWh
Residential Conventional resellers' tariffs							
Service charge					280,30		
Network charge					1 131,03		
Energy charge				0 to 350			239,81
Energy charge				351 to 500			275,08
Energy charge				>500			313,43
		Breaker size	Demand	Consumption block	Fixed charge	Demand charge	Energy charge
Item	Units	A	kVA	kWh/month	R/month	R/kVA	c/kWh
Two-part Time of Use Tariffs							
		80					
Three phase							
Service charge					278,98		
Network charge					1 125,75		
Energy charge (Summer: PEAK)							312,28
Energy charge (Summer: STANDARD)							247,04
Energy charge (Summer: OFF-PEAK)							194,35
Energy charge (Winter: PEAK)							718,47
Energy charge (Winter: STANDARD)							294,31
Energy charge (Winter: OFF-PEAK)							207,68
		Breaker size	Demand	Consumption block	Fixed charge	Demand charge	Energy charge
Item	Units	A	kVA	kWh/month	R/month	R/kVA	c/kWh
Two-part Seasonal							
Service charge					278,98		
Network charge					1 125,75		
Summer Energy charge				0 to 500			244,96
Summer Energy charge				501 to 1000			282,98
Summer Energy charge				1001 to 2000			304,80
Summer Energy charge				2001 to 3000			322,26
Summer Energy charge				Above 3000			338,70
Winter Energy charge				0 to 500			292,24
Winter Energy charge				501 to 1000			330,27
Winter Energy charge				1001 to 2000			352,07
Winter Energy charge				2001 to 3000			362,41
Winter Energy charge				Above 3000			385,99

1.7 Rules applicable to this category:

1.7.1 A consumer whose capacity exceeds 100 kVA, may on application, be charged in accordance with item 4 (Large Consumers).

- 1.7.2 Customers who had been classified as Residential consumers before 1 July 1999 may retain this classification until such time as their supply is modified or upgraded, or their primary use of electrical energy changes.
- 1.7.3 If a customer elects to change from the Three-Part Flat to the Three-Part Seasonal tariff, he/she will be obliged to remain on the Three-Part Seasonal tariff for a minimum period of 12 months before he/she may qualify to migrate to another tariff option.
- 1.7.4 The cost to migrate between tariff options will be determined as reflected in section 6 of this document.
- 1.7.5 Everyone will be expected to take part in any of City of Johannesburg energy saving initiatives.
- 1.7.6 All individuals/customers who qualify for the Extended Social Package (ESP) will receive free electricity as approved by Social Development Department.
- 1.7.7 Customers on the Extended Social Package who are disconnected may not accumulate the allocation of free electricity during the period of disconnection.
- 1.7.8 A maximum of 150 kWh per month may be allocated as free electricity under the Extended Social Package and will be limited to actual consumption if less than 150 kWh per month is consumed.
- 1.7.9 Billed customers on the ESP will receive the grant as a credit on their bills, the value of which will equal the monetary value to their allocated free bundle.
- 1.7.10 Prepaid Residential customers may collect their free electricity allocations from any of the City Power vending stations.
- 1.7.11 Free allocations that are not claimed in any month will be forfeited and may not be carried over to subsequent months.
- 1.7.12 Body Corporates of complexes, flats, cluster developments and all other resellers are required to apply to City Power to qualify for the resellers' tariffs.
- 1.7.13 These parties are also required to provide City Power with an affidavit declaring the number of units in use in the complex, normal consumption tariffs will apply, as per unit in the complex, rather than the tariff that would be deemed appropriate for the complex as an aggregate. The changes will be implemented from the date of approval by City Power.
- 1.7.14 Free allocations are not redeemable for cash.

1.7.15 The summer rates for the Three-Part Seasonal Tariffs will be applicable from September to May - both months inclusive. This amounts to a 9-month period per annum.

1.7.16 The winter rates for the Three-Part Seasonal Tariffs will be applicable from June to August - both months inclusive. This amounts to a 3-month period per annum.

1.7.17 Prepaid meters will be reset at the beginning of each month for all pre-paying customers. No block categorisation will be done. All customers will buy the initial 500 kWh in the month at the first block tariff and then advance through the blocks to their ultimate consumption for the month.

2. AGRICULTURAL TARIFF

2.1 This tariff shall apply to property, or portions of land zoned for agricultural purposes, and used for agricultural purposes with a maximum demand of 40kVA.

2.2 Any connection for business purposes on a property, or portions of land zoned for agricultural purposes, will be charged as per section 3 or 4.

2.3 The following charges will be payable per month, or part thereof:

Item	Units	Breaker A	Demand kVA	Consumption kWh/month	Fixed R/month	Demand R/kVA	Energy c/kWh
Agricultural tariffs							
Service charge					840,87		
Network charge					1 131,03		
Energy charge (Summer: September - May)							300,95
Energy charge (Winter: June - August)							348,28

2.4 Rules applicable to this category:

2.4.1 The agricultural tariff may also be applicable in cases where an erf, stand, lot or any other area, or any subdivision thereof, whether owned by a township

developer or not, with or without improvements can, in the opinion of City Power, be connected to the City Power's mains, regardless of whether electricity is consumed or not.

2.4.2 The summer rate will be applicable from September to May - both months inclusive. This amounts to a 9-month period per annum.

2.4.3 The winter rate will be applicable from June to August - both months inclusive. This amounts to a 3-month period per annum.

3. BUSINESS TARIFF

3.1 This tariff shall primarily be applicable to supply consumption capacities not exceeding 100 kVA for purposes other than the purposes specified in item 1 and includes a supply for:

3.1.1 Business purposes.

3.1.2 Industrial purposes.

3.1.3 Nursing homes, clinics and hospitals.

3.1.4 Hotels.

3.1.5 Recreation halls and clubs.

3.1.6 Bed & Breakfast houses.

3.1.7 Educational institutions including schools and registered crèches.

3.1.8 Sporting facilities.

3.1.9 Mixed load of non-Residential and Residential.

3.1.10 Welfare organisations of a commercial nature.

3.1.11 Traffic intersections.

3.1.12 Streetlights and billboards.

3.1.11 Temporary connections.

3.1.12 Consumers not provided for under any other item of this tariff.

3.2 Although business tariffs apply for consumption capacities not exceeding 100 kVA, exceptions can be made to accommodate consumers with greater than 100 kVA capacity, if they cannot be classified as Large Consumers as per section 4.

3.3 Any customer in this tariff category that do not have a special concession as per item 3.2, and who exceed the maximum consumption of 100 kVA, will automatically be converted to the category of Large Consumers as per section 4.

1.1. Resellers servicing the business market will qualify for a conventional tariff, depending on their supply structure to the ultimate consumers.

1.2. The charges payable for the consumption of electricity energy shall be as follows:

Item	Units	Breaker A	Demand kVA	Consumption kWh/month	Fixed R/month	Demand R/kVA	Energy c/kWh
Business Prepaid/Conventional							
Service charge			< =100		816,85		
Network charge			< =100		783,16		
Energy charge (Summer: September - May)				0 to 500			349,07
Energy charge (Summer: September - May)				501 to 1000			383,15
Energy charge (Summer: September - May)				1001 to 2000			401,79
Energy charge (Summer: September - May)				2001 to 3000			416,44
Energy charge (Summer: September - May)				Above 3000			429,95
Energy charge (Winter: June - August)				0 to 500			365,44
Energy charge (Winter: June - August)				501 to 1000			397,85
Energy charge (Winter: June - August)				1001 to 2000			415,61
Energy charge (Winter: June - August)				2001 to 3000			429,97
Energy charge (Winter: June - August)				Above 3000			442,42

Item	Units	Breaker A	Demand kVA	Consumption kWh/month	Fixed R/month	Demand R/kVA	Energy c/kWh
Conventional Business Resellers' Tariffs							
Service charge		150			840,87		
Network charge					806,21		
Energy charge (Summer: September - May)				0 to 500			314,16
Energy charge (Summer: September - May)				501 to 1000			344,84
Energy charge (Summer: September - May)				1001 to 2000			361,61
Energy charge (Summer: September - May)				2001 to 3000			374,80
Energy charge (Summer: September - May)				Above 3000			386,96
Energy charge (Winter: June - August)				0 to 500			328,90
Energy charge (Winter: June - August)				501 to 1000			358,07
Energy charge (Winter: June - August)				1001 to 2000			374,05
Energy charge (Winter: June - August)				2001 to 3000			386,97
Energy charge (Winter: June - August)				Above 3000			398,18
Traffic intersections							491,72
Streetlights and billboards per luminaire							551,23

1.3. Rules applicable to this category:

1.3.1. Due to capacity constraints everyone may be expected to take part in any of City of Johannesburg energy saving initiatives.

1.3.2. The summer rate will be applicable from September to May - both months inclusive. This amounts to a 9-month period per annum.

1.3.3. The winter rate will be applicable from June to August - both months inclusive. This amounts to a 3-month period per annum.

1.3.4. If a customer in this category would request for a transfer to another tariff option, the customer should remain in that new tariff structure for a minimum period of 12 months before he/she will qualify to migrate to another tariff.

1.3.5. The cost of migration between tariffs will be determined as per section 6.

1.3.6. Property owners and all other resellers are required to apply to City Power to qualify for the resellers' tariffs. These parties are also required to provide City Power with an affidavit declaring the number of units in use in the complex, normal consumption tariffs will apply, as per unit in the complex, rather than the tariff that would be deemed appropriate for the complex as an aggregate. The changes will be implemented from the date of approval by City Power.

2. LARGE CONSUMERS

1.1 This tariff shall be applicable to Business consumers with supply capacities exceeding 100 kVA and shall, on application, be available to all qualifying consumers with supply exceeding 100 kVA.

1.2 Subject to the provision of clauses (4.3) and (4.4) below, consumption of electricity shall be charged as follows:

1.3 Consumption of electricity shall be charged as follows:

		Breaker size	Demand	Consumption block	Fixed charge	Demand charge	Energy charge
Item	Units	A	kVA	kWh/month	R/month	R/kVA	c/kWh
Three Part Tariff: LPU - low voltage							
Service charge					1 401,44		
Network charge					2 140,13		
Demand charge (Summer: September - May)						423,10	
Demand charge (Winter: June - August)						423,10	
Energy charge (Summer: September - May)							261,41
Energy charge (Winter: June - August)							306,20
Three Part Tariff: LPU - medium voltage							
Service charge					1 681,71		
Network charge					9 081,42		
Demand charge (Summer: September - May)						395,48	
Demand charge (Winter: June - August)						395,48	
Energy charge (Summer: September - May)							244,02
Energy charge (Winter: June - August)							288,83
Large consumer tariffs							
Reactive energy	(c/kVARh)						42,43

Minimum Demand Charge Determination.

4.3.1 The minimum demand charge payable monthly in terms of this tariff shall be calculated using the greater of the following:

4.3.1.1 The measured demand, or;

4.3.1.2 A demand of 70 kVA, or;

4.3.1.3 A demand based on the 80% average of the three highest demands recorded over the preceding 12 months with effect from 1 July 2021.

4.4 Rules applicable to this item:

4.4.1 Consumers whose power factor is below 0,96 will be billed for reactive energy supplied in excess of 30% (0,96PF) of total kWh recorded during the entire billing period.

4.4.3 Customers with supply agreements for a demand tariff, originally concluded before 1 July 1999, and a demand of less than 100 kVA may, until further notice, continue to be charged on this tariff.

4.4.4 Voltage categories will be applied as follows:

4.4.4.1 Low Voltage: ≤ 1000 V

4.4.4.2 Medium Voltage: > 1000 V and $\leq 33\,000$ V

4.4.4.3 High Voltage: $> 33\,000$ V

4.4.5 The summer rate will be applicable from September to May - both months inclusive. This amounts to a 9-month period per annum.

4.4.6 The winter rate will be applicable from June to August - both months inclusive. This amounts to a 3-month period per annum.

3. INDUSTRIAL TIME-OF-USE (TOU) TARIFF

5.1 This tariff is available, provided customers meet the qualifying criteria for the industrial TOU tariff as set by City Power.

5.2 The tariff is suitable for Large Consumers who elect to reduce their demand during peak and standard periods and who can reallocate all or part of their load-by-load management and load shifting capability, as well as other qualifying criteria as may be set by City Power,

		Breaker size	Demand	Consumption block	Fixed charge	Demand charge	Energy charge
Item	Units	A	kVA	kWh/month	R/month	R/kVA	c/kWh
Three Part TOU Tariff- low voltage							
Service charge					2 242,29		
Network charge					2 004,70		
Demand charge (Summer: September - May)						423,15	
Demand charge (Winter: June - August)						423,15	
Energy charge (Summer: PEAK)							295,39
Energy charge (Summer: STANDARD)							222,39
Energy charge (Summer: OFF-PEAK)							170,95
Energy charge (Winter: PEAK)							702,91
Energy charge (Winter: STANDARD)							268,38
Energy charge (Winter: OFF-PEAK)							183,87
Three Part TOU Tariff- medium voltage							
Service charge					3 083,17		
Network charge					8 574,91		
Demand charge (Summer: September - May)						395,48	
Demand charge (Winter: June - August)						395,48	
Energy charge (Summer: PEAK)							295,39
Energy charge (Summer: STANDARD)							222,39
Energy charge (Summer: OFF-PEAK)							170,95
Energy charge (Winter: PEAK)							702,91
Energy charge (Winter: STANDARD)							268,38
Energy charge (Winter: OFF-PEAK)							183,87
Three Part TOU Tariff- high voltage							
Service charge					39 368,03		
Network charge					40 224,48		
Demand charge (Summer: September - May)						367,79	
Demand charge (Winter: June - August)						367,79	
Energy charge (Summer: PEAK)							295,39
Energy charge (Summer: STANDARD)							222,39
Energy charge (Summer: OFF-PEAK)							170,95
Energy charge (Winter: PEAK)							702,91
Energy charge (Winter: STANDARD)							268,38
Energy charge (Winter: OFF-PEAK)							183,87
Large consumer tariffs							
Reactive energy	(c/kVARh)						42,43

Minimum Demand Charge Determination.

5.3.1 The minimum demand charge payable monthly in terms of this tariff shall be calculated using the greater of the following:

5.3.1.1 The measured demand, or.

5.3.1.2 A demand of 70 kVA, or.

5.3.1.3A demand based on the 80% average of the three highest demands recorded over the preceding 12 months with effect from 1 July 2021.

5.4 Rules applicable to this item:

5.4.1 Consumers whose power factor is below 0.96 will be billed for reactive energy supplied more than 30% (0,96PF) of total kWh recorded during the entire billing period.

5.4.2 Customers with supply agreements for a demand tariff, originally concluded before 1 July 1999, and a demand of less than 100 kVA may, until further notice, continue to be charged on this tariff.

5.4.3 This tariff shall be applicable to Business consumers with supply capacities exceeding 100 kVA and shall, on application, be available to all qualifying consumers with supply exceeding 100 kVA.

5.4.6 All tariff changes will be on request and will only be affected after the necessary approval has been granted to qualifying applicants only.

5.4.7 The TOU periods are defined as follows:

5.4.7.1 Weekdays:

5.4.7.1.1 Peak: 07h00-10h00 and 18h00-20h00

5.4.7.1.2 Standard: 06h00-7h00, 10h00-18h00 and 20h00-22h00

5.4.7.1.3 Off-Peak: 12h00-06h00

5.4.7.1.4 Saturdays:

5.4.7.1.4.1 Peak: None

5.4.7.1.4.2 Standard: 07h00-12h00 and 18h00-20h0

5.4.7.1.4.3 Off-Peak: 12h00-18h00 and 20h00-07h00

5.4.7.1.5 Sundays:

5.4.7.1.5.1.1 Standard: 17h00-19h00

5.4.7.1.5.2 Off-Peak: 19h00-17h00

5.4.7.1.5.3 Public Holidays

5.4.7.1.5.3.1 Peak: None

5.4.7.1.5.3.2 Standard: 07h00-12h00 and 18h00-20h00

5.4.7.1.5.3.3 Off-Peak: 12h00-18h00 and 20h00-07h00

6 EMBEDDED GENERATION TARIFF

Residential Embedded Generator Energy Charge (c/kWh)	108,35
Business and Large Power User Embedded Generator Energy Charge (c/kWh)	89,79

EMBEDDED GENERATOR MINIMUM CONDITIONS

- In terms of the provision of the Electricity Regulation Act, (Act 4 of 2006) (ERA) generation of electricity is a licensed activity, unless exempted by the Minister of Energy. The approved tariffs are therefore subjected to the provisions of the ERA, and are otherwise interim/pilot.
- This tariff will only apply to customers that are net consumers at City Power and who have invested in embedded generation capacity, are grid-tied (and comply with all the regulations regarding grid connection).
- That the embedded generator is required to register with City Power and the equipment used must comply with the technical standards required by City Power.
- All Large Power Users and Business customers who would be willing to invest in embedded generation with the purpose of supplementing their electricity supply from City Power will have to be on a conventional tariff structure. If they are currently on a prepaid structure, they will be required to migrate to a conventional tariff structure.
- All residential customers who would be willing to invest in embedded generation with the purpose of supplementing their electricity supply from City Power, will have to be on a time-of-use conventional tariff structure. If they are currently on a prepaid structure, they will be required to migrate to the time-of-use conventional tariff structure.
- Embedded generators that are at any time capable of feeding energy back into the grid will require meters with bidirectional metering capability.
- All parties that would invest in generating electricity capacity and who would elect to only feed into the grid (and never draw from the grid) will be treated as an additional supplier under a negotiated power purchase agreement.
- Embedded generation tariff is only applicable to maximum generation capacity of 1MW

7 Special Tariffs

City of Ekurhuleni (Three Part TOU Tariff)				
		Fixed charge	Demand charge	Energy charge
Item	Units	R/month	R/kVA	c/kWh
Service charge		38 005,99		
Administrative Charge		658,13		
Notified Maximum Demand Charge			60,60	
Utilised Demand Charge			27,14	
Energy charge (Summer: PEAK)				340,00
Energy charge (Summer: STANDARD)				204,62
Energy charge (Summer: OFF-PEAK)				154,96
Energy charge (Winter: PEAK)				775,90
Energy charge (Winter: STANDARD)				217,04
Energy charge (Winter: OFF-PEAK)				154,96
Reactive Energy Charge (c/kVARh)				35,42

AEL Three Part TOU Tariff				
		Fixed charge	Demand charge	Energy charge
Item	Units	R/Day	R/kVA	c/kWh
Service charge		1 170,00		
Network charge		20,26		
Notified Maximum Demand Charge			56,74	
Utilised Demand Charge			25,41	
Energy charge (Summer: PEAK)				318,36
Energy charge (Summer: STANDARD)				191,60
Energy charge (Summer: OFF-PEAK)				145,10
Energy charge (Winter: PEAK)				726,52
Energy charge (Winter: STANDARD)				203,23
Energy charge (Winter: OFF-PEAK)				145,10
Reactive Energy Charge (c/kVARh)				33,17

SERVICE CONNECTION AND MISCELLANEOUS CHARGES

Conversion between conventional credit meter and prepaid meter.					
For all new domestic and non-domestic supplies - ≤ 56 kVA @ 230V or 400V AC					
1	<p>City power will provide and install the requested type of meter and/ or do an on site Meter Reading and Firm Ware Upgrade of a smart meter for connections up to 56kVA.</p> <p>The customer is to provide and install all internal low voltage equipment and the meter box on the stand/Erf boundary</p> <p>City power will replace the existing meter/s in the existing meter box on the stand/Erf boundary using the existing service cable</p>				
Item	Size	Connection fee	Maximum network capacity fee	Total connection fee	Inc. VAT
1a	1 Phase ≤80 Amp (Existing meter box on boundary using existing cable and or an "On site Special Meter Reading and Firm Ware Upgrade for Single Phase meter)	R 1 350,00	R 0,00	R 1 350,00	R 1 552,50
1b	3 Phase ≤80 Amp (Existing meter box on boundary but using existing cable and or an On site Special Meter Reading and Firm Ware Upgrade for Three Phase meter)	R 2 425,00	R 0,00	R 2 425,00	R 2 788,75
For all new domestic and non-domestic supplies					
Up to 56 kVA @ 230V or 400V AC Pre-Paid or Conventional Meter					
2	<p>City Power will install a new domestic or non-domestic supply and provide and install a pre-paid power line split meter or a conventional credit kWh meter in the customer's meter box via a new service cable from City Power's distribution point</p> <p>The customer is to provide and install all the low voltage equipment and a meter box on the stand boundary with street frontage</p>				
Item	Size	Connection fee	Maximum network capacity fee	Total connection fee	Inc. VAT
2a	1 Phase ≤80 Amp (New meter box and new cable to be provided on the boundary)	R 8 750,00	R 0,00	R 8 750,00	R 10 062,50
	3 Phase ≤ 80 Amp (New meter box and new cable to be provided on the boundary)	R 23 000,00	R 58 338,70	R 81 338,70	R 93 539,51
For all new domestic and non-domestic supplies (Developer installed reticulation)					
Up to 56 kVA @ 230V or 400V AC Pre-Paid or Conventional Meter					
2 cont.	<p>Where the Developer has installed the service cable from City Power's distribution point to accommodate the capacity of the new domestic or non-domestic supply, (in specified areas only)</p> <p>The customer is to provide and install all internal low voltage equipment and the Communal Meter Kiosk on the stand/Erf boundary with street frontage</p> <p>City Power will be provide and install A Split Prepaid meter or conventional credit meter in the communal meter receptacle on the Stand/Erf boundary</p>				
Item	Size	Connection fee	Maximum network capacity fee	Total connection fee	Inc. VAT
2b	1 Phase ≤80 Amp (New meter box to be provided on the boundary)_ On application to planning	R 3 225,00	R 0,00	R 3 225,00	R 3 708,75
	3 Phase ≤ 80 Amp (New meter box to be provided on the boundary) On application to planning	R 7 425,00	R 0,00	R 7 425,00	R 8 538,75

New prepaid domestic supplies for electrification projects.					
Prepaid Service Connection 12 kVA @ 230V AC					
Item	Size	Connection fee	Maximum network capacity fee	Total connection fee	Inc. VAT
2c	New 50 Amp Prepaid supplies (infrastructure / Meter and connection fee subsidised by DME / USDG funds)	R 785,00	R 0,00	R 785,00	R 902,75
Increase the capacity of a small power user service connection					
Up to 56 kVA @ 230V or 400V AC					
3	Increase in capacity- Change of the Main Miniature Circuit Breaker size (MCB) The customer is to provide and install all internal low voltage equipment and the meter box on the stand/Erf boundary				
Item	Size	Connection fee	Maximum network capacity fee	Total connection fee	Inc. VAT
3a	1 Phase 60A to 80 Amp change MCB only (Existing meter box & cable on boundary)	R 1 700,00	R 5 833,87	R 7 533,87	R 8 663,95
	1 Phase 60A to 80 Amp (New meter box to be provided on the boundary in line with the existing service cable i.e. New Point of Entry)	R 4 400,00	R 5 833,87	R 10 233,87	R 11 768,95
	1 Phase 60A to 80 Amp (New meter box to be provided on the boundary that requires a new service cable)	R 8 750,00	R 5 833,87	R 14 583,87	R 16 771,45
	1Phase 60A or 80A to 3 Phase 80 A (New meter box on the boundary)	R 23 000,00	R 58 338,70	R 81 338,70	R 93 539,51
3b	3 Phase 60A to 80 Amp change MCB only (Existing meter box on boundary)	R 3 250,00	R 17 501,61	R 20 751,61	R 23 864,35
	3 Phase 60A to 80 Amp (New meter box to be provided on the boundary in line with the existing service cable i.e. New Point of Entry)	R 11 075,00	R 17 501,61	R 28 576,61	R 32 863,10
	3 Phase 60A to 80 Amp (New meter box to be provided on the boundary that requires a new service cable)	R 23 000,00	R 17 501,61	R 40 501,61	R 46 576,85
Reduction of the capacity of a small power user service connection					
Up to 56 kVA @ 230V or 400V AC					
3 cont	Reduction of Supply from 56 kVA @ 400V AC to 18 kVA or 230V AC : Change of number of phases from Three (3) Phase to Single Phase (1) <= 80 Amp The customer is to provide and install all internal low voltage equipment and the meter box on the stand/Erf boundary				
Item	Size	Connection fee	Maximum network capacity fee	Total connection fee	Inc. VAT
3c	1 Phase <=80 Amp (Change the MCB only, in the existing meter box on boundary)	R 1 700,00	R 0,00	R 1 700,00	R 1 955,00
	1 Phase <=80 Amp (New meter box to be provided on the boundary in line with the existing service cable)	R 4 400,00	R 0,00	R 4 400,00	R 5 060,00
	1 Phase <=80 Amp (New meter box to be provided on the boundary that requires a new service cable)	R 8 750,00	R 0,00	R 8 750,00	R 10 062,50

New point of entry for a small power user service connection						
Up to 56 kVA @ 230V or 400V AC						
4	New Point of entry, where the applicant has installed a new meter box on the stand/Erf boundary as well as all the internal low voltage equipment. City power will relocate the existing meter/s or replace them with a similar meter/s in the New meter box on the stand/Erf boundary via the existing or new service cable					
Item	Size	Connection fee	Maximum network capacity fee	Total connection fee	Inc. VAT	
4a	1 Phase <=80 Amp (New meter box on boundary via the existing cable))	R 4 400,00	R 0,00	R 3 850,00	R 4 427,50	
4b	3 Phase <=80 Amp (New meter box to be provided on the boundary via the existing cable)	R 11 075,00	R 0,00	R 9 750,00	R 11 212,50	
Low voltage large power user service connections (LV LPU)						
From 70 kVA to 1 000 kVA @ 400V AC						
5	These Service Connection Fees Are For Proclaimed Townships Only. LV LPU Service Connections between 70 kVA and 1000 kVA @ 400V AC - On application to City Power's Service Connection Department					
Note:#1a_ The maximum network capacity fee or the lesser of the difference between the applied capacity less the entitled (Zoned) capacity at the low voltage network rate is payable to cover the capital cost of the additional spare capacity that has been applied for Note:#1b_ The minimum network capacity fee for Res 1 developments will be limited to a summated ADMD of 5kVA/1000 and a notified demand of a maximum of 17.5kVA per connection, unless a to the registration of a "Servitude of Restraint" limiting the capacity of the proposed individual portions of the development						
Item	Size	Non refundable Design fee	Connection fee	Maximum network capacity fee	Total connection fee	Inc. VAT
5a	70 kVA	R 31 250,00	R 264 500,00	R 325 146,50	R 589 646,50	R 678 093,48
	105kVA	R 31 250,00	R 332 750,00	R 487 719,75	R 820 469,75	R 943 540,21
	140kVA	R 31 250,00	R 387 000,00	R 650 293,00	R 1 037 293,00	R 1 192 886,95
	175kVA	R 31 250,00	R 440 000,00	R 812 866,25	R 1 252 866,25	R 1 440 796,19
	210kVA	R 31 250,00	R 551 500,00	R 975 439,50	R 1 526 939,50	R 1 755 980,43
5b	315kVA	R 31 250,00	R 800 000,00	R 1 463 159,25	R 2 263 159,25	R 2 602 633,14
	400 kVA	R 31 250,00	R 950 000,00	R 1 857 980,00	R 2 807 980,00	R 3 229 177,00
	500kVA	R 31 250,00	R 1 015 000,00	R 2 322 475,00	R 3 337 475,00	R 3 838 096,25
	630kVA	R 31 250,00	R 1 115 000,00	R 2 926 318,50	R 4 041 318,50	R 4 647 516,28
	1000kVA	R 31 250,00	R 1 570 000,00	R 4 644 950,00	R 6 214 950,00	R 7 147 192,50
All new large power user- low voltage supplies. > 56kVA in proclaimed townships where the developer has provided the miniature substations as part of the township reticulation infrastructure to the designed capacity						
	Size	Non refundable Design fee	Connection fee	Note:#1_ Network capacity fee	Total Service Connection fee	
5c	LV LPU 70 kVA - 1000 kVA @ 400 V AC	R 17 500,00	On application -Actual Fee (min fee as per detail design fee)	On application -	On application -Actual Fee(min fee as per detail design fee)	

All new medium voltage large power users connections ≥ 800kVA @ 11 000V or 6 600V AC in proclaimed townships ,where the developer has installed the appropriate reticulation when the services for the township were installed and it catered for the maximum zoned capacity					
Item	Size	Non refundable Design fee	Connection fee	Note:#1_ Network capacity fee	Total Service Connection fee
6c	MV LPU ≥ 800 kVA @ 11000V or 6600V AC	R 17 500,00	On application -Actual Fee (min fee as per detail design fee)	Fee at point of connection x difference between capacity applied for and entitlement	On application -Actual Fee(min fee as per detail design fee)
All Connections In Areas Zoned Agricultural Holdings, additional service connections to Erven e.g. Mobile cellular towers and connections in the road reserve					
Note:#3_ The Maximum Network capacity fee or the lesser of the difference of the Applied capacity less the entitled (Zoned) capacity at is payable to cover the Capital cost of the additional Spare capacity Applied for					
Item	Description	Enquiry fees	Connection fee	Maximum network capacity fee	Total connection fee
7a	≤ 56 kVA - All connections in areas zoned agricultural holdings, or service connections in the road reserve.	No Charge	On application -(Greater of costs as per item 2 or actual cost)	On application	On application -(Greater of costs as per item 2 or actual cost)
7b	≥ 56 kVA All connections in area zoned agricultural holdings with additional consent uses	R 31 250,00	On application -(Greater of costs as per item 5 or actual cost)	On application	On application -(Greater of costs as per item 5 or actual cost)
Engineering Study Fees					
8	Grid Impact studies for small scale embedded generation and / wheeling, based on the capacity of generation plant to be installed (per investigation) City Power may request a Grid Connection study to be undertaken depending on the size of the generation plant and the network at the point of connection (per investigation)				
Item	Voltage At Point Of Connection	Capacity Of Generation Plant		Study fee	Inc. VAT
8a	230 / 400V	0 - 350 kVA - No Study Required		No Charge	No Charge
	400 V	0 - 350 kVA @ 400 V AC		R 5 250,00	R 6 037,50
	400 V	351 kVA - 1000 kVA		R 5 250,00	R 6 037,50
	6 600 / 11 000 / 33000 V	351 kVA - 1000 kVA		R 22 100,00	R 25 415,00
	6 600 / 11000 / 33 000 V	1000 kVA-5000 kVA		R 29 500,00	R 33 925,00
	6 600 / 11 000/ 33 000 V	> 5000 kVA		R 54 500,00	R 62 675,00
Item	Voltage At Point Of Connection	Capacity Of Generation Plant		Grid Connection Study	Inc. VAT
8b	400 V	0 - 350 kVA @ 400 V AC		R 16 000,00	R 18 400,00
	400 V	351 kVA - 1000 kVA		R 16 000,00	R 18 400,00
	6 600 / 11 000 / 33000 V	351 kVA - 1000 kVA		R 80 000,00	R 92 000,00
	6 600 / 11000 / 33 000 V	1000 kVA-5000 kVA		R 80 000,00	R 92 000,00
	6 600 / 11 000/ 33 000 V	> 5000 kVA		R 80 000,00	R 92 000,00
Contribution towards the Shared Electrical Engineering Services					
In terms of the Spatial Planning And Land Use Management Act (Act 16 of 2013) and any other relevant town planning and land use management legislation. The applicant will be required to contribute towards the capital costs for the establishment of the "Shared" external electrical services up to the point of common coupling, that will required to service the affected land parcel, as a result of a rezoning amendment scheme applications, the establishment of new townships or any other relevant town planning application.					
The contribution will be dependent on the required capacity and the point of common coupling to the Shared services as outlined in the table below					
Contribution towards the Shared External Electrical Engineering Services					
Point of Common Coupling to the Shared Electrical Engineering Services			Supply capacity at the Point of Common Coupling		Rate of contribution R/kVA
In feed Point			>150MVA @88kV		R 817,86
HV 132 / 88kV Transmission Line			>18,0MVA		R 2 001,63
HV 132 / 88 kV Primary Substation			6,000 MVA < x < 18,000MVA		R 2 001,63
MV 6.6 / 11kV Satellite Substation			2,500 MVA < x < 6,000 MVA		R 3 498,82
MV 6.6 / 11kV Distributer Ring			56 kVA < x < 2,500 kVA		R 4 644,95
Low Voltage SDB/CMK			0 kVA < x < 56 kVA		R 5 833,87

GENERAL MISCELLANEOUS FEES

City Of Johannesburg Schedule Of Tariffs For The Period July 2025- June 2026			
<p>In terms of Sections 17(3)(a)(ii) and 22(a)(i) and (ii) of the Local Government: Municipal Finance Management Act, 2003 (Act 56 of 2003) and Sections 21(1) and (3), 21A and 75A(3) and (4) of the Local Government: Municipal Systems Act, 2000 (Act 32 of 2000) as amended, it is hereby notified that the City of Johannesburg has, in terms of Sections 11(3)(i) and 75A(1) and (2) of the Local Government: Municipal Systems Act, 2000 (Act 32 of 2000) as amended, read with Section 24(2)(c)(ii) of the Local Government: Municipal Finance Management Act, 2003 (Act 56 of 2003), amended its Tariff of Charges for Electricity Services with effect from 1 July 2025</p>			
GENERAL MISCELLANEOUS SERVICES FEES			
	Type of service (Requested by or caused by the customer)	Amount	Amount inc VAT
1,00	Request for Statement (per Statement) or voucher for units or replacement of Customer Card	R 44,78	R 51,50
1,01	Replacement of the Split-Pre Pay Meter Customer meter card-	R 64,00	R 73,60
1,02	Replacement of the Split-Pre Pay Meter Customer Interface Unit or keypad-	R 608,04	R 699,25
1,03	On site Special Meter Reading of a Non programmable 80A Single phase Meter	R 672,04	R 772,85
1,04	On site Special Meter Reading of a Programmable 80A Single Phase Meter	R 1 098,70	R 1 263,51
1,05	Tariff Change from Three-Part Seasonal Tariff to Three-Part Flat Tariff or vice versa charge - no meter change or meter reading required	R 362,61	R 417,00
1,06	Tariff Change from Domestic Tariff to Domestic Time of Use (TOU) Tariff include on site Special meter Reading (Smart Meter suitable)	R 658,00	R 756,70
1,07	Tariff Change from Domestic Tariff to Domestic Time of Use (TOU) Tariff include on site Special meter Reading (Require a Meter Change)	R 1 268,00	R 1 458,20
1,08	Tariff Change From Domestic / Business To Domestic / Business Reseller Tariff	R 2 369,00	R 2 724,35
1,09	For testing the accuracy of a 80A meter:	R 674,52	R 775,70
1,10	For Testing the accuracy of a meter for a supply > 70 kVA:	R 3 872,17	R 4 453,00
1,11	On site Special Meter Reading and Firm Ware Upgrade for Single Phase SMART METER up to 17.5kVA	R 1 056,00	R 1 214,40
1,12	On site Special Meter Reading and Firm Ware Upgrade for Three Phase SMART METER up to 56kVA	R 1 621,30	R 1 864,50
1,13	Contractor's visit: Customer side not ready for connection ..	R 1 322,74	R 1 521,15
1,14	For each attendance as a result of a complaint of loss of supply caused by the consumer's own electrical installation.	R 684,78	R 787,50
1,15	Administration fee for Energy Wheeling Agreements	R 6 746,50	R 7 758,48
1,16	<i>Tampering with load management equipment and or bypassing of the equipment (single dwelling)</i>	R 4 768,30	R 5 483,55
1,17	<i>Tampering with load management equipment and or bypassing of the equipment (Multiple dwelling - Rate per dwelling)</i>	R 4 768,30	R 5 483,55
1,18	<i>Warning Notice of the Impending Disconnection of supply less than 56 KVA-Due to charges in arrears_ (no change to meter & MCB)</i>	R 554,61	R 637,80
1,19	<i>Disconnection or isolation of supply less than 56 kVA only --Due to charges in arrears_ (no change to meter & MCB)</i>	R 1 053,83	R 1 211,90
1,20	<i>Re-connection of supply less than 56 kVA only-Due to charges in arrears_ (no change to meter & MCBJ)</i>	R 1 056,00	R 1 214,40
1,21	<i>Re-connection of supply equal to 56 kVA only-Due to charges in arrears_ (no change to meter & MCB)</i>	R 2 762,83	R 3 177,25
1,22	<i>Re-connection of supply greater than 56 kVA up to 100kVA-Due to charges in arrears with one register_ (no change to meter & MCB)</i>	R 36 278,00	R 41 719,70

City Of Johannesburg			
Schedule Of Tariffs For The Period July 2025- June 2026			
In terms of Sections 17(3)(a)(ii) and 22(a)(i) and (ii) of the Local Government: Municipal Finance Management Act, 2003 (Act 56 of 2003) and Sections 21(1) and (3), 21A and 75A(3) and (4) of the Local Government: Municipal Systems Act, 2000 (Act 32 of 2000) as amended, it is hereby notified that the City of Johannesburg has, in terms of Sections 11(3)(i) and 75A(1) and (2) of the Local Government: Municipal Systems Act, 2000 (Act 32 of 2000) as amended, read with Section 24(2)(c)(ii) of the Local Government: Municipal Finance Management Act, 2003 (Act 56 of 2003), amended its Tariff of Charges for Electricity Services with effect from 1 July 2025			
GENERAL MISCELLANEOUS SERVICES FEES			
	Type of service (Requested by or caused by the customer)	Amount	Amount inc VAT
1,23	Re-connection of supply less up to 17 kVA only--Due to illegal connection, tampering or bypassing of the energy meter or its supply. (no change to meter & MCB)	R 7 539,65	R 8 670,60
1,24	Re-connection of supply up to 56 kVA only--Due to illegal connection, tampering or bypassing of the energy meter or its supply. (no change to meter & MCB)	R 15 379,64	R 17 686,59
1,25	Re-connection of supply greater than 56 kVA only--Due to illegal connection, tampering or bypassing of the energy meter or its supply. (no change to meter & MCB) per ampere above 100 amperes	R 155,35	R 178,65
1,26	Replacing a pole any excluding light fitting	R 3 733,57	R 4 293,61
1,27	Replacing of light fitting including bulb	R 2 133,46	R 2 453,48
1,28	LV Service Cable Feeding Residential Property (16mm)	R 113,30	R 130,30
OTHER MISCELLANEOUS SERVICES FEES FOR SPLV AND LARGE POWER USERS			
	Type of service (Requested by or caused by the customer)	Amount	Amount Inc. VAT
2,00			
2,01	On site Special Meter Reading and Firm Ware Upgrade for SMART METER	R 1 909,30	R 2 195,70
2,02	Tariff Change from Business to Demand Tariff: Special reading of a Programmable AMR Meter (Service connection suitable)	R 1 908,35	R 2 194,60
2,03	Tariff Change from Demand Tariff to Demand Time of Use (TOU) Tariff include Special meter Reading (Smart Meter suitable)	R 1 913,00	R 2 199,95
2,04	Tariff Change from Demand Tariff to Demand Time of Use (TOU) Tariff include Special meter Reading (Require a Meter Change)	R 3 178,87	R 3 655,70
2,05	For each subsequent testing of a consumer's main low voltage circuit breaker	R 1 269,39	R 1 459,80
2,06	Tariff Change from Demand Tariff to Business Tariff the Service Connection Requires to be Downgrade to 150A	Actual Fee less min fee of the detail design fee of R12 828. 65 (excl. VAT)	
2,07	Disconnection or isolation for all SPLV & MV supply	R 7 008,44	R 8 059,71
2,08	Re-connection of supply for all SPLV & MV supply	R 7 008,44	R 8 059,71
2,09	For any work carried out by City Power for the benefit of and at the request of the applicant	R 14 016,87	R 16 119,40
2,10	Relocation or the Removal of supply equipment	Actual Fee less min fee of the detail design fee of R12 828. 65 (excl. VAT)	
2,11	After normal business hours surcharge	Twice normal fee	Twice normal fee plus VAT

OTHER MISCELLANEOUS SERVICES FEES FOR EVENTS			
3.00	Type of service (Requested by or caused by the customer)	Amount	Amount Inc. VAT
3.01	Generator hired for Standby only not running	Its per quotation per generator size	
3.02	Generator hired for Standby but it is running all the time	Its per quotation per generator size including Diesel	
3.03	VOC Resources during Sports excluding technical team per event (during weekday including Saturday)	R 1 298,73	R 1 493,54
	VOC Resources during Sports excluding technical team per event (Sunday and Public Holidays)	R 1 948,09	R 2 240,30
	VOC Resources during Sports excluding technical team per event (None City Power area of supply during weekday including Saturday)	R 963,22	R 1 107,70
	VOC Resources during Sports excluding technical team per event (None City Power area of supply Sunday and Public Holiday)	R 1 444,83	R 1 661,55
3.04	Technical Team Resources during Sports per event per team of two (during the week including Saturday)	R 1 731,61	R 1 991,35
	Technical Team Resources during Sports per event per team of two (Sunday and Public Holiday)	R 2 597,44	R 2 987,06
	VOC Resources during Sports excluding technical team per hour (during weekday including Saturday)	R 216,45	R 248,92
	VOC Resources during Sports excluding technical team per hour (Sunday and Public Holidays)	R 324,68	R 373,38
3.05	For each subsequent testing of a consumer's main low voltage circuit breaker	R 1 287,89	R 1 481,07
3.06	Assisting to any plugs and light fittings for any events per event	Its per quotation according to number of plugs and lighting	

RECONNECTIONS MISCELLANEOUS SERVICES FEES					
4.00	Type of service (Reconnection fees when customer bypassed or bridged meters for all categories and customer types)	Penalty Fee	Reconnection Fee	Total Excl VAT	Amount inc VAT
4.01	Single Phase less or equal to 60/80 Amp (Tempering and/or bypassing of the equipment or meter or supply (All types of Dwelling)	R 4 313,64	R 7 896,37	R 12 210,01	R 14 041,51
4.02		R 4 313,64	R 20 587,16	R 24 900,80	R 28 635,92
4.03	Pensioners (NB:- The first cut only or only once)	R 4 313,64	R 0,00	R 4 313,64	R 4 960,69
4.04	Three Phases above 100kVA	R205/kVA after 100kVA	R 7 896,37	To be calculated	To be calculated
4.05	Tampering with load management equipment and or bypassing of the equipment (Multiple dwelling - Rate per dwelling)	R 4 313,64	R 4 952,31	R 9 265,95	R 10 655,84

The proposed schedule of tariffs for FY25/26, exclusive of the 6c/kWh Network Surcharge, 2% Surcharge on Business and Large Power Users and VAT:

SEGMENT	Supply Position	Units	Block	Service Charge R/month	Capacity Charge R/month	Maximum Demand Summer R/kVA	Maximum Demand Winter R/kVA	Energy Charge Summer c/kWh	Energy Charge Winter c/kWh
Large Customer - TOU	HV	kVA kWh kWh kWh	Peak Standard Off-peak	39 368,03	40 224,48	367,79	367,79	295,39 222,39 170,95	702,91 268,38 183,87
Large Customer - TOU	MV	kVA kWh kWh kWh	Peak Standard Off-peak	3 083,17	8 574,91	395,48	395,48	295,39 222,39 170,95	702,91 268,38 183,87
Large Customer - TOU	LV	kVA kWh kWh kWh	Peak Standard Off-peak	2 242,29	2 004,70	423,15	423,15	295,39 222,39 170,95	702,91 268,38 183,87
Large Customer Demand	MV	kVA kWh		1 681,71	9 081,42	395,48	395,48	244,02	288,83
Large Customer Demand	LV	kVA kWh		1 401,44	2 140,13	423,10	423,10	261,41	306,20
Large Customer Reactive Energy	c/kVArh							42,43	
Business	400 V	kVA kWh kWh kWh kWh kWh	<=100kVA 0 - 500 501 - 1000 1001 - 2000 2001 - 3000 > 3000	816,85	783,16			349,07 383,15 401,79 416,44 429,95	365,44 397,85 415,61 429,97 442,42
Business Prepaid	400 V	kVA kWh kWh kWh kWh kWh	<100kVA 0 - 500 501 - 1000 1001 - 2000 2001 - 3000 > 3000	816,85	783,16			349,07 383,15 401,79 416,44 429,95	365,44 397,85 415,61 429,97 442,42
Reseller Business (Conventional)	400 V	kVA kWh kWh kWh kWh	0 - 500 501 - 1000 1001 - 2000 2001 - 3000 > 3000	840,87	806,21			314,16 344,84 361,61 374,80 386,96	328,90 358,07 374,05 386,97 398,18

SEGMENT	Supply Position	Units	Block	Service Charge R/month	Capacity Charge R/month	Energy Charge	
						Summer c/kWh	Winter c/kWh
Agricultural	400 V	kVA		840,87	1 131,03	300,95	348,28
Domestic TOU 3 Ø	230 V	A	80	278,98	1 125,75		
		kWh	Peak			312,28	718,47
		kWh	Standard			247,04	294,31
		kWh	Off-peak			194,35	207,68
Domestic Seasonal	230 V	kWh	80	278,98	1 125,75		
			0 - 500			244,96	292,24
		kWh	501 - 1000			282,98	330,27
		kWh	1001 - 2000			304,80	352,07
		kWh	2001 - 3000			322,26	362,41
		kWh	> 3000			338,70	385,99
Domestic 3 Ø	230 V	A	80	278,98	1 125,75		
		kWh	0 - 500			257,55	257,55
		kWh	501 - 1000			295,58	295,58
		kWh	1001 - 2000			317,38	317,38
		kWh	2001 - 3000			334,86	334,86
		kWh	> 3000			351,29	351,29

SEGMENT	Supply Position	Units	Block	Service Charge R/month	Capacity Charge R/month	Energy Charge Summer c/kWh	Energy Charge Winter c/kWh
Domestic 1 Ø	230 V	A	60	235,79	694,58		
		kWh	0 - 500			264,44	264,44
		kWh	501 - 1000			303,48	303,48
		kWh	1001 - 2000			325,87	325,87
		kWh	2001 - 3000			343,81	343,81
		kWh	> 3000			360,69	360,69
Domestic 1 Ø	230 V	A	80	278,98	903,69		
		kWh	0 - 500			264,44	264,44
		kWh	501 - 1000			303,48	303,48
		kWh	1001 - 2000			325,87	325,87
		kWh	2001 - 3000			343,81	343,81
		kWh	> 3000			360,69	360,69
Domestic Prepaid Low	230 V	kWh	0 - 350			249,86	249,86
		kWh	350 - 500			305,64	305,64
		kWh	>500			370,42	370,42
Domestic Prepaid (High)	230 V	A		70,00	130,00		
		kWh	0 - 350			266,45	266,45
		kWh	350 - 500			305,64	305,64
		kWh	>500			348,26	348,26
Reseller Domestic (Conventional)	230 V	A	80	280,30	1 131,03		
		kWh	0 - 350			239,81	239,81
		kWh	350 - 500			275,08	275,08
		kWh	>500			313,43	313,43
Robot Intersections						491,72	491,72
Streetlights & Billboard						551,23	551,23

EMBEDDED GENERATION TARIFF

Residential Embedded Generator Energy Charge (c/kWh)	108,67
Business and Large Power User Embedded Generator Energy Charge (c/kWh)	90,05

EMBEDDED GENERATOR MINIMUM CONDITIONS

- 1.1 In terms of the provision of the Electricity Regulation Act, (Act 4 of 2006) (ERA) generation of electricity is a licensed activity, unless exempted by the Minister of Energy.

- 1.2 This tariff will only apply to customers that are net consumers at City Power and who have invested in embedded generation capacity, are grid-tied (and comply with all the regulations regarding grid connection).
- 1.3 That the embedded generator is required to register with City Power and the equipment used must comply with the technical standards required by City Power.
- 1.4 All Large Power Users and Business Customers who would be willing to invest in embedded generation with the purpose of supplementing their electricity supply from City Power will have to be on a conventional tariff structure. If they are currently on a prepaid structure, they will be required to migrate to a conventional tariff structure.
- 1.5 All residential customers who would be willing to invest in embedded generation with the purpose of supplementing their electricity supply from City Power, will have to be on a time-of-use conventional tariff structure. If they are currently on a prepaid structure, they will be required to migrate to the time-of-use conventional tariff structure.
- 1.6 Embedded generators that are at any time capable of feeding energy back into the grid will require meters with bidirectional metering capability.
- 1.7 All parties that would invest in generating electricity capacity and who would elect to only feed into the grid (and never draw from the grid) will be treated as an additional supplier under a negotiated power purchase agreement.
- 1.8 The tariff is only applicable to maximum generation capacity of 1MW.

Proposed percentage increases for FY25/26 to respective electricity tariffs are as follows:

SEGMENT	Supply	Units	Block	Service	Capacity	Maximum Demand		Energy Charge	
	Position			Charge	Charge	Summer	Winter	Summer	Winter
				R/month	R/month	R/kVA	R/kVA	c/kWh	c/kWh
Large Customer - TOU	HV	kVA							
		kWh	Peak	18,32%	18,32%	17,92%	17,92%	10,32%	10,32%
		kWh	Standard					10,32%	10,32%
		kWh	Off-peak					10,32%	10,32%
Large Customer - TOU	MV	kVA							
		kWh	Peak	18,32%	18,32%	17,92%	17,92%	10,32%	10,32%
		kWh	Standard					10,32%	10,32%
		kWh	Off-peak					10,32%	10,32%
Large Customer - TOU	LV	kVA							
		kWh	Peak	18,32%	18,32%	17,92%	17,92%	10,32%	10,32%
		kWh	Standard					10,32%	10,32%
		kWh	Off-peak					10,32%	10,32%
Large Customer	MV	kVA							
		kWh		18,32%	18,32%	17,92%	17,92%	9,82%	9,82%
Large Customer	LV	kVA							
		kWh		18,32%	18,32%	17,92%	17,92%	9,82%	9,82%
Large Customer Reactive Energy	c/kVArh							12,74%	
Business	400 V	kVA	< =100	18,32%	18,32%				
		kWh	0 - 500					13,32%	13,32%
		kWh	501 - 1000					13,32%	13,32%
		kWh	1001 - 2000					13,32%	13,32%
		kWh	2001 - 3000					13,32%	13,32%
		kWh	> 3000					13,32%	13,32%
Business Prepaid	400 V	kVA		18,32%	18,32%				
		kWh	0 - 500					13,32%	13,32%
		kWh	501 - 1000					13,32%	13,32%
		kWh	1001 - 2000					13,32%	13,32%
		kWh	2001 - 3000					13,32%	13,32%
		kWh	> 3000					13,32%	13,32%
Reseller Business (Conventional)	400 V	kVA		18,32%	18,32%				
		kWh	0 - 500					9,66%	9,67%
		kWh	501 - 1000					9,67%	9,66%
		kWh	1001 - 2000					9,66%	9,67%
		kWh	2001 - 3000					9,67%	9,66%
		kWh	> 3000					9,67%	9,66%

SEGMENT	Supply	Units	Block	Service	Capacity	Maximum Demand		Energy Charge	
	Position			Charge	Charge	Summer	Winter	Summer	Winter
				R/month	R/month	R/kVA	R/kVA	c/kWh	c/kWh
Agricultural	400 V	kVA		18,32%	18,32%			13,32%	13,32%
Domestic TOU 3 Ø	230 V	A	<=80	18,32%	18,32%				
		kWh	Peak					13,32%	13,32%
		kWh	Standard					13,32%	13,32%
		kWh	Off-peak					13,32%	13,32%
Domestic 3 Ø Seasonal	230 V	A	80	18,32%	18,32%				
		kWh	0 - 500					13,32%	13,32%
		kWh	501 - 1000					13,32%	13,32%
		kWh	1001 - 2000					13,32%	13,32%
		kWh	2001 - 3000					13,32%	13,32%
		kWh	> 3000					13,32%	13,32%
Domestic 3 Ø	230 V	A	80	18,32%	18,32%				
		kWh	0 - 500					13,32%	13,32%
		kWh	501 - 1000					13,32%	13,32%
		kWh	1001 - 2000					13,32%	13,32%
		kWh	2001 - 3000					13,32%	13,32%
		kWh	> 3000					13,32%	13,32%

SEGMENT	Supply	Units	Block	Service	Capacity	Maximum Demand		Energy Charge	
	Position			Charge	Charge	Summer	Winter	Summer	Winter
				R/month	R/month	R/kVA	R/kVA	c/kWh	c/kWh
Domestic 1 Ø	230 V	A	60	0,00%	0,00%				
		kWh	0 - 500					16,35%	16,35%
		kWh	501 - 1000					16,35%	16,35%
		kWh	1001 - 2000					16,35%	16,35%
		kWh	2001 - 3000					16,35%	16,35%
		kWh	> 3000					16,35%	16,35%
Domestic 1 Ø	230 V	A	80	18,32%	18,32%				
		kWh	0 - 500					16,35%	16,35%
		kWh	501 - 1000					16,35%	16,35%
		kWh	1001 - 2000					16,35%	16,35%
		kWh	2001 - 3000					16,35%	16,35%
		kWh	> 3000					16,35%	16,35%
Domestic Prepaid (Low)	230 V	kWh	0 - 350					12,74%	12,74%
		kWh	351-500					12,74%	12,74%
		kWh	>500					14,82%	14,82%
Domestic Prepaid (High)	230 V	A	80	0,00%	0,00%				
		kWh	0 - 350					12,74%	12,74%
		kWh	351-500					12,74%	12,74%
		kWh	>500					12,74%	12,74%
Reseller Domestic (Conventional)	230 V	A	80	18,32%	18,32%				
		kWh	0 - 350					12,74%	12,74%
		kWh	351-500					12,74%	12,74%
Robot Intersections Streetlights & Billboard per Luminaire								11,32%	11,32%
								11,32%	11,32%

EMBEDDED GENERATOR

Residential Embedded Generator Energy Charge (c/kWh)	12,74%
Business and Large Power User Embedded Generator (c/kWh)	12,74%

(5) TARIFF OF CHARGES FOR PROVISION OF AIR QUALITY MANAGEMENT SERVICES IN TERMS OF THE CITY OF JOHANNESBURG AIR POLLUTION CONTROL BY- LAWS 2021 FOR PERIOD 1 JULY 2025 TO 30 JUNE 2026- ANNEXURE 5

The following charges will be effective from 1 July 2025 – 30 June 2026:

Service	Applicable legislation	Present Tariffs of Charges (R)	Proposed Tariffs of Charges (R)
Application fee for Permit for scheduled activity	Air Pollution Control By-laws 2021	1015.59	1061.29
Application fee for changing of permit activities	Air Pollution Control By-laws 2021	507.80	530.65
Renewal of permit for scheduled activities	Air Pollution Control By-laws 2021	507.80	530.65

(6) AMENDMENT OF TARIFF OF CHARGES IN RESPECT OF LAND DEVELOPMENT APPLICATIONS DONE IN TERMS OF THE PROVISIONS OF SPATIAL PLANNING AND LAND USE MANAGEMENT ACT, 2013; THE MUNICIPAL PLANNING BY- LAW 2016; THE VARIOUS TOWN PLANNING AND TOWNSHIP ORDINANCES; DIVISION OF LAND ORDINANCE, 1986; AND MISCELLANEOUS FEES FOR PERIOD 1 JULY 2025 TO 30 JUNE 2026- ANNEXURE 6

ANNEXURE A

AMENDMENT OF TARIFF OF CHARGES IN RESPECT OF LAND DEVELOPMENT APPLICATIONS DONE IN TERMS OF THE PROVISIONS OF THE CITY OF JOHANNESBURG MUNICIPAL PLANNING BY-LAW 2016, AND MISCELLANEOUS FEES

In terms of Sections 17(3)(a)(ii) and 22(a)(i) and (ii) of the Local Government: Municipal Finance Management Act, 2003 (Act 56 of 2003) and Sections 21(1) and (3), 21A and 75A(3) and (4) of the Local Government: Municipal Systems Act, 2000 (Act 32 of 2000) as amended, it is hereby notified that the City of Johannesburg has, in terms of Sections 11(3)(i) and 75A(1) and (2) of the Local Government: Municipal Systems Act, 2000 (Act 32 of 2000) as amended, read with Section 24(2)(c)(ii) of the Local Government: Municipal Finance Management Act, 2003 (Act 56 of 2003), amended its Tariff of charges in respect of the following with effect from 1 July 2025.

The following charges will be effective from 1 July 2025 – 30 June 2026

A. MUNICIPAL PLANNING BY-LAW 2016

NO	SECTION	DESCRIPTION	APPROVED TARIFF 2024/2025	NEW TARIFF 2025/2026
1	19 or Land Use Scheme	Consent use application including the following: -Second dwelling unit -Site development plan -Parking relaxation -Height increase	R1 185	R1,240
2	19.(7)(d)	Withdrawal of consent use application	R610	R638
3	19. (10)	Application for an extension of time to pay the	R389	R407

NO	SECTION	DESCRIPTION	APPROVED TARIFF 2024/2025	NEW TARIFF 2025/2026
		contributions and the amount of money envisaged in section 19. (7)(e) and (f), in respect of a consent use application.		
4	20	Relaxation of a Building Line	R675	R706

5	21	Amendment of a Town Planning Scheme/ Land Use Scheme(Rezoning)	R7 889 per erf/property contained in the application unless properties have the same owner and are contiguous	R8 252 per erf/property contained in the application unless properties have the same owner and are contiguous
6	22. (4)	Publication of amendment of a land use scheme in the Provincial Gazette or any appeal upheld and any correction thereof resultant from further changes/amendments by the applicant	Cost as determined by Government Printer plus 15%.	R950
7	22.(5)	Abandonment (full or part)of the approval of an amendment of the land use scheme application	R1 185	R1,240
8	25.(3)(a)	Request to repeal the land use scheme	R1 185	R1,240
9	25.(3)(b)	Application for the further amendment of the land use scheme	R1 185	R1,240
10	25.(4)	Publication of a repeal notice in the Provincial Gazette	Cost as determined by Government Printer plus 15%.	R950
11	25.(5)	Application to refund the contribution already paid in respect of a repealed land use scheme	R610	R638
12	25.(8)(a)	Request to pay the contributions in instalments.	R610	R638
13	25.(8)(b)	Request that the prospective new purchaser pays the contribution after the transfer of the property.	R610	R638
14	25.(8)(c)	Request that payment of the contribution be postponed and that a guarantee for the contributions may be submitted to the Council.	R610	R638

15	26.(1)	Application to establish a township.	R7 889	R8,252
16	26.(10)(a)	Amendment of township application prior to approval, at the request of the applicant.	R1 560	R1,632
17	26.(10)(b)	Amendment of township application prior to approval, at the request of the Council.	R1 560	R1,632
18	27.(1)	Application to enter into a contract or grant an option prior to the proclamation of the township.	R388	R406
19	28.(5)	Application for extension of time to obtain approval of the General Plan.	R388	R406
20	28.(8)(a)	Application to amend the township approval before the General Plan has been approved	R1 575	R1,647
21	28.(8)(b)	Application to amend the township approval and/or layout of the erven in the township after the General Plan has been approved.	R1 575	R1,647
22	28.(10)	Application for extension of time to lodge the necessary documents to the Registrar of Deeds, for the opening of the township register.	R388	R406
23	28.(11)	Application to issue the certificate that all pre-proclamation conditions have been complied with and that the township register may be opened.		R406
24	28.(15)	Publication of the notice in the Provincial Gazette to declare a township as an approved township or any appeal upheld and any correction thereof resultant from further changes/amendments by the applicant.	Cost as determined by Government Printer plus 15%.	R5 500

25	29.(1)	Application to issue the certificate that erven may be transferred, contributions have been paid, services installed, building plans may be approved etc.	R388	R406
26	31.(1)	Application to phase an approved (not proclaimed) township into two or more townships (by the applicant or if directed by the Council to do so).	R1 434 per newly created township	R1,500 per newly created township
27	31.(1)(a)	Application for extension of time to submit an application to phase an approved township.	R388	R406
28	31.(4)	Application for extension of time to submit to the Council, the plans, diagrams or other documents and information required from the applicant in respect of the newly created townships.	R388 per township	R406 per township
29	32.	Extension of boundaries of a township of an approved (proclaimed) township.	R7 815	R8,174
30	33.(1)(a)	Subdivision of an Erf	R 887 + R 38 per portion exceeding 5 portions	R928 + R40 per portion exceeding 5 portions
31	33.(1)(b)	Consolidation of Erven	R566	R592
32	33.(10) read with (11)	Application for extension of time to: <ul style="list-style-type: none"> obtain approved sub-division or consolidation diagrams from the Surveyor-General; submit the documents to the Registrar of Deeds for registration of the subdivision or consolidation. 	R388	R406
33	34.(1)(a)	Application to cancel the sub-division or consolidation approval	R985	R1,030
34	34.(1)(b)	Application to amend, delete or add a condition to the sub-division or consolidation approval	R985	R1,030
35	34.(1)(c)	Application to amend the sub-division or consolidation plan	R985	R1,030

36	34.(5)	Application to issue the certificate that the conditions of the subdivision of erven, have been complied with.	R 799 for the first portion to be transferred (Power of Attorney to Transfer) or to be created (Certificate of Registered Title) and thereafter R390 per portion	R 836 for the first portion to be transferred (Power of Attorney to Transfer) or to be created (Certificate of Registered Title) and thereafter R408 per portion
37	34.(6)	Application to issue the certificate that the conditions of the consolidation of erven, have been complied with.	R799 for the first two erven mentioned in the Certificate of Consolidated Title and thereafter R399 per erf.	R836 for the first two erven mentioned in the Certificate of Consolidated Title and thereafter R417 per erf.
38	35.(1)	Subdivision of any other land	R6 409	R6,704
39	35.(7)	Application for extension of time to lodge the division plans with the Surveyor General for approval.	R388	R406
40	37.(1)	Application to issue the certificate that the conditions of division of other land have been complied with.	R 799 for the first portion to be transferred (Power of Attorney to Transfer) or to be created (Certificate of Registered Title) and thereafter R399 per portion	R 836 for the first portion to be transferred (Power of Attorney to Transfer) or to be created (Certificate of Registered Title) and thereafter R417 per portion
41	38.	Application to alter, amend or partially or totally cancel the General Plan of an approved (proclaimed) township.	R1 185	R1,240
42	39.(5)	Application for extension of time to submit the plans, diagrams or other documents to the Surveyor General to	R388	R406

		give effect to the alteration, amendment or cancellation of the General Plan.		
43	39.(8)	Publication of notice and Schedule of Conditions in the Provincial Gazette.	Cost as determined by Government Printer plus 15%.	R950
44	41.(4)	Amendment, suspension or removal of any restriction, obligation, servitude or reservation	R1 185	R1,240
45	42.(4)	Publication of the notice in the Provincial Gazette that the application to amend, suspend or remove any restriction, obligation, servitude or reservation, has been approved or any appeal upheld and any correction thereof resultant from further changes/amendments by the applicant	Cost as determined by Government Printer plus 15%.	R950
46	44.	Application for extension of time to pay external engineering services or parks contributions resultant from the application to amend, suspend or remove any restriction, obligation, servitude or reservation.	R388	R406
47	47.(4)	Application in terms of Section 47.(4) to off-set development contribution payable against engineering services installed on behalf of the Council:	R 388 per engineering service	R 406 per engineering service
48	47.(4)	Application in terms of Section 47.(4) to refund paid development contributions refundable against approved offsets:		R 406 per engineering service
49	47.(6)	Application in terms of Section 47.(6) to refund or reimburse the cost of installing infrastructure in excess of development contributions payable to Council:		R 406 per engineering service

50	47.(9)	Request to pay the external engineering services contributions in instalments or per guarantee.	R388	R406
51	49.(1)	Submission of an appeal.	R2 623	R2,744
52	52.(1)	Petition to be granted intervener status.	R1 413	R1,478
53	53.	Sectional Title Scheme Clearance.	R608	R636
54	54.(1)(a), (b) or (c)	Publication in the Provincial Gazette of a notice that an amendment scheme has been adopted or any appeal upheld and any correction thereof resultant from further changes/amendments by the applicant.	Cost as determined by Government Printers plus 15%	Cost as determined by Government Printers plus 15%
55	56.(2)	Application by the new owner to continue with any development application, before the conclusion of such an application.	R388	R406
56	66.(2)	Application for the exemption to comply with any procedural provision of the By- Law.	R610	R638
57	67.(2)	Translation of any document, notice and or communication issued or to be issued by the Council, from English to any other language of choice.	R1 413 per A4 page if done internally or cost plus 15% if done externally	R1,478 per A4 page if done internally or cost plus 15% if done externally
58	69.	Excision from Agricultural Holding Register.	R1 185	R1,240

B: MISCELLANEOUS

NO	DESCRIPTION	APPROVED TARIFF 2024/2025	PROPOSED NEW TARIFF 2025/2026
1.	The signing of a Notarial Deed of Servitude, Notarial Deed of Replacement of Servitude, Notarial Tie Agreement or any similar Notarial	R 388 per erf/ property	R 406 per erf/ property contained in the Deed

NO	DESCRIPTION	APPROVED TARIFF 2024/2025	PROPOSED NEW TARIFF 2025/2026
	Deeds required by the Registrar of Deeds to conclude the registration of transactions.	contained in the Deed	
2.	Issuing of consent to transfer an erf which is subject to an electrical restriction	R388 per erf to be transferred or R388 when consent is issued simultaneously with the Section 29 certificate	R406 per erf to be transferred or R406 when consent is issued simultaneously with the Section 29 certificate
3.	Non-profit Companies: (a) Assessment of Memorandum of Incorporation; (b) Request/amendment/consent in terms of the Memorandum of Incorporation:	a) R 1 185 b) R 1 185 per request/ amendment/ Consent	c) R 1 240 d) R 1 240 per request/ amendment/ Consent
4.	Request to calculate estimates on contributions prior to proclamation/approval of land development applications	R1 185 per township /application/ Request	R1 240 per township /application/ Request
5	Reasons for a decision of the Municipal Planning Tribunal/ Appeal body etc. in relation to a land development application:	R388	R406
6	Transcription of proceedings:	R1 668	R1,745
7.	Copies of documents, correspondence, etc: (excluding Guidelines and application forms): (a) A4 per page (b) A3 per page	R 2.52 R 5.14	R 2.64 R 5.38

NO	DESCRIPTION	APPROVED TARIFF 2024/2025	PROPOSED NEW TARIFF 2025/2026
8	Issuing of a duplicate of an original certificate previously issued by Legal Administration or any certificate or consent required in terms of approval for which provision has not been made in A. above	R388	R406
9(a)	Release of a (paper) guarantee or refund of an amount paid in lieu of a guarantee.	R 388 per engineering service	R 406 per engineering service
9(b)	Application fee to process any refund as a result of an overpayment made to Council.		R406
10	Town Planning Enquiry	R629	R658
11	Request for names and addresses of adjoining owners	R69 per address. From 11 addresses and above R34 per address	R72 per address. From 11 addresses and above R36 per address

C: DEVELOPMENT CONTRIBUTIONS

The tariff of charges for development contributions' unit costs in line with the Development Contributions Policy (2021)

NO	SECTION	DESCRIPTION	APPROVED TARIFF 2024/2025	NEW TARIFF 2025/2026
1	47(3)	Water (<i>kℓ/day</i>)	R 11 553.43	R 12 084.89
		Sewer (<i>kℓ/day</i>)	R 23 997.55	R 25 101.44
		Roads (Equivalent trips / peak hour)	R 19 261.02	R 20 147.03
		Stormwater – Greenfields (C*m2)	R 180.03	R 188.31
		Stormwater – Brownfields (C*m2)	R 502.40	R 525.51
		Transport (Passenger trips / peak hour)	No Special Transport Zone	R 2 009.43
			Sandton Transport Zone	R 3 223.88
			Inner City Transport Zone	R 2 123.90
			Rosebank Transport Zone	R 2 009.43

		Electricity (kVA ADMD)	Sub-Transmission line	R 781.89	R 817.86
			Primary Substation - HV	R 1 913.60	R 2 001.63
			Primary Substation - MV	R 1 913.60	R 2 001.63
			Switching Station	R 3 344.95	R 3 498.82
			MV Distributor Ring	R 4 440.68	R 4 644.95
			Low Voltage	R 5 577.31	R 5 833.87

ANNEXURE B

AMENDMENT OF TARIFF OF CHARGES IN RESPECT OF THE NATIONAL BUILDING REGULATIONS AND BUILDING STANDARDS ACT, 103 OF 1977

In terms of Sections 17(3)(a)(ii) and 22(a)(i) and (ii) of the Local Government: Municipal Finance Management Act, 2003 (Act 56 of 2003) and Sections 21(1) and (3), 21A and 75A(3) and (4) of the Local Government: Municipal Systems Act, 2000 (Act 32 of 2000) as amended, it is hereby notified that the City of Johannesburg has, in terms of Sections 11(3)(i) and 75A(1) and (2) of the Local Government: Municipal Systems Act, 2000 (Act 32 of 2000) as amended, read with Section 24(2)(c)(ii) of the Local Government: Municipal Finance Management Act, 2003 (Act 56 of 2003), amended its Tariff of Charges in respect of the following with effect from 1 July 2025.

The following charges will be effective from 1 July 2025– 30 June 2026.

All building plan fees are non-refundable.

No	DESCRIPTION	APPROVED TARIFF 2024/2025	NEW TARIFF 2025/2026
1.	To consider applications made in terms of Section 4(1) of the National Building Regulations and Building Standards Act, 1977, the proposed changes are as follows:		
1.1	Per m ² or part thereof for the first 1 000 m ² of building work.	R 25 per m ²	R 26 per m ²
1.2	Per m ² or part thereof for the second 1 000 m ² of building work.	R 24 per m ²	R 25 per m ²
1.3	Per m ² or part thereof for the balance greater than 2 000 m ² of building work	R 22 per m ²	R 23 per m ²
1.4	Application: Building work for alterations to existing buildings and buildings of a special character such as factory chimneys, spires and similar structures, per erf per application. 0,3 % of the Total Project Value as per the Bill of	0.3 % of the Total Project Value as per the Bill of Quantities (BOQ) prepared by The	0.3 % of the Total Project Value as per the Bill of Quantities

No	DESCRIPTION	APPROVED TARIFF 2024/2025	NEW TARIFF 2025/2026
	Quantities (BOQ) prepared by The Quantity Surveyor with a minimum of R3,156	Quantity Surveyor with a minimum of R3 017	(BOQ) prepared by The Quantity Surveyor with a minimum of R3,156
1.5	A fee for a new dwelling house of 50 m ² or less in area.	R587	R700
1.6	<p>In the case of mass-contracted low-cost housing projects 100% funded by means of National Housing capital subsidies:</p> <ul style="list-style-type: none"> • a fee per the master plan • and a fee per erf (one dwelling unit per Erf) or unit on which the master plan is repeated. <p>The tariff applies only for 100% government-funded projects, without any mortgage or beneficiary paying a cent.</p>	<p>R 333</p> <p>R 80</p>	<p>R348</p> <p>R84</p>
1.7	The minimum charge in respect of any building plan, other than contemplated in 1.5 and 1.6 shall be	R939	R982
1.8	<p>The portion of buildings projection over Council owned land :</p> <p>(a) Areas of 10 m² and less</p> <p>(b) Areas in excess of 10 m²,</p> <p>The above charges are in addition to normal plan submission fees.</p>	<p>R934</p> <p>R 939 plus R23 m² or part thereof</p>	<p>R977</p> <p>R 982 plus R24 m² or part thereof</p>

No	DESCRIPTION	APPROVED TARIFF 2024/2025	NEW TARIFF 2025/2026
9	To consider applications for regularization (to comply with the provisions of the Act) of existing buildings without approved plans.	Re-introduced, tariff existed in the 2023/2024 F/Y Tariff structure	
9.1	Per m ² or part thereof for the first 3 000 m ² of existing building work with Minimum of R1 500		R 15 per m ² of existing building work with Minimum of R1 500
9.2	Per m ² or part thereof for the balance greater than 3 000 m ² of existing building work.		R 9 per m ²
2	To authorise minor building work in terms of Section 13 of the National Building Regulations and Building Standards Act 103, 1977 as amended.		
2.1	To authorise minor building work in terms of Section 13 of the National Building Regulations and Building Standards Act 103, 1977 as amended, for Residential one Zoned property.	R413	R500
2.2	To authorise minor building work in terms of Section 13 of the National Building Regulations and Building Standards Act 103, 1977, as amended for all other zoning	R413	R800
3	To authorise the erection of a temporary building in terms of Regulations A23(1)		
3.1	To authorise the erection of a temporary building in terms of Regulations A23(1) for Residential one Zoned property.	R413	R500
3.2	To authorise the erection of a temporary building in terms of Regulations A23(1) for all other zoning.	R413	R800

No	DESCRIPTION	APPROVED TARIFF 2024/2025	NEW TARIFF 2025/2026
4.	To permit the use of a street by a person undertaking any work of erection or demolition in terms of Regulation F1(4): (Hoarding permit)	a fee of R24 per m ² for every week or part thereof, with a minimum fee of R 413	a fee of R25 per m ² for every week or part thereof, with a minimum fee of R 500
5	To authorise a permit for the demolition of a building:		
5.1	Residential 1 per erf per application	R1 186	R1,241
5.2	Other buildings per erf per application	R4 827	R5,500
5.3	Demolished structures without a permit (illegal): Residential 1 per erf per application	R1 747	R1,800
5.4	Demolished structures without a permit (illegal): other buildings per erf per application	R7 242	R8,000
6.	To authorise a permit for excavations:	R1 118	R3,500
7.	To authorise a permit for encroaching over Council owned land for the purpose of building operations:	R1 118	R1,169
8	Approval of cellular phone structures and masts (per application).	R6 621	R7,500
9	Provisional authorization to commence with building work in terms of Section 7(6) of the National Building Regulations and Building Standards Act, of 1977, as amended, per erf per application: first application	50% of building plan fees paid	50% of building plan fees paid
9.1	Provisional authorization to commence with building work in terms of Section 7(6) of the National Building Regulations and Building Standards Act, of 1977, as amended, per erf per application: Second application	40% of building plan fees paid	40% of building plan fees paid

No	DESCRIPTION	APPROVED TARIFF 2024/2025	NEW TARIFF 2025/2026
9.2	Provisional authorization to commence with building work in terms of Section 7(6) of the National Building Regulations and Building Standards Act, of 1977, as amended, per erf per application: Third and Final application	35% of building plan fees paid	35% of building plan fees paid
10	Permission to occupy a new building in terms of Section 14 (1A) of the National Building Regulations and Building Standards Act, 103 of 1977, as amended, per erf per application: First application	50% of building plan fees paid	50% of building plan fees paid
10.1	Permission to occupy a new building in terms of Section 14 (1A) of the National Building Regulations and Building Standards Act, 103 of 1977, as amended, per erf per application: Second Application	40% of building plan fees paid	40% of building plan fees paid
10.2	Permission to occupy a new building in terms of Section 14 (1A) of the National Building Regulations and Building Standards Act, 103 of 1977, as amended, per erf per application: Third and final application	35% of building plan fees paid	35% of building plan fees paid
10.3	Permission to occupy an old building (Residential 1) in terms of Section 14 (1A) of the National Building Regulations and Building Standards Act, 103 of 1977, as amended, per erf per application: Third and final application. (Regularization)	R842	R881
10.4	Permission to occupy an old building (any other Building) in terms of Section 14 (1A) of the National Building Regulations and Building Standards Act, 103 of 1977, as amended, per erf per application: Third and final application. (Regularization)	R6 318	R8,000

No	DESCRIPTION	APPROVED TARIFF 2024/2025	NEW TARIFF 2025/2026
11	Re-Inspection per booking for second failed inspection		
11.1	Re-Inspection per booking for second failed inspection for Residential 1 zoned property	R576	R602
11.2	Re-Inspection per booking for second failed inspection for all other zoning	R576	R800
12	Extension of building plan validity period provided there is no change on the building plans and relevant applicable legislation. Within the validity period. Extension to be valid for the next 12 months	25% of the original building plan fees paid	25% of the original building plan fees paid
12.1	Resubmission of a previously approved Building plan that lapsed, provided there is no change on the building plan and relevant legislation. Within 12 months after expiry, the approval is to be valid for the next 12 months.	50% of the original building plan fees paid	50% of the original building plan fees paid
13	SANS 10400: Part XA Exemption	R348	R364
14.	Miscellaneous charges: Printed hard copies in black & white (paper)		
	14.1 Copies of plans A 4	R13/copy + R 28 Once off service fee irrespective of the number of copies made	R14/copy + R 29 Once off service fee irrespective of the number of copies made
	14.2 Copies of plans A3	R23/copy + R28 Once-off service fee irrespective of the number of copies made	R24/copy + R29 Once-off service fee irrespective of the number of copies made

No	DESCRIPTION	APPROVED TARIFF 2024/2025	NEW TARIFF 2025/2026
	<p>14.3 Copies of plans A 2</p> <p>14.4 Copies of plans A 1</p> <p>14.5 Copies of plans A 0</p>	<p>R 55/copy + R 28 Once off service fee irrespective of the number of copies made</p> <p>R64/copy + R28 Once-off service fee irrespective of the number of copies made</p> <p>R138/copy + R27 Once-off service fee irrespective of the number of copies made</p>	<p>R 58/copy + R 29 Once off service fee irrespective of the number of copies made</p> <p>R67/copy + R29 Once-off service fee irrespective of the number of copies made</p> <p>R144/copy + R28 Once-off service fee irrespective of the number of copies made</p>
15.	<p>Miscellaneous charges: Email Soft copies (Electronic)</p> <p>15.1 Copies of plans A 4</p>	<p>R7/copy + R 28 Once-off service fee irrespective</p>	<p>R8/copy + R 29 Once-off service fee irrespective of</p>

No	DESCRIPTION	APPROVED TARIFF 2024/2025	NEW TARIFF 2025/2026
		of the number of copies made	the number of copies made
	15.2 Copies of plans A3	R13/copy + R28 Once-off service fee irrespective of the number of copies made	R14/copy + R29 Once-off service fee irrespective of the number of copies made
	15.3 Copies of plans A 2	R 23/copy + R 28 Once-off service fee irrespective of the number of copies made	R 24/copy + R 29 Once-off service fee irrespective of the number of copies made
	15.4 Copies of plans A 1	R28/copy + R28 Once-off service fee irrespective of the number of copies made	R29/copy + R29 Once-off service fee irrespective of the number of copies made
	15.5 Copies of plans A 0	R69/copy + R28 Once-off service fee irrespective of the number of copies made	R62/copy + R29 Once-off service fee irrespective of the number of copies made

No	DESCRIPTION	APPROVED TARIFF 2024/2025	NEW TARIFF 2025/2026

ANNEXURE C

DETERMINATION OF TARIFF OF CHARGES FOR OUTDOOR ADVERTISING SIGNS IN TERMS OF THE CITY OF JOHANNESBURG OUTDOOR ADVERTISING BY-LAWS

In terms of Sections 17(3)(a)(ii) and 22(a)(i) and (ii) of the Local Government: Municipal Finance Management Act, 2003 (Act 56 of 2003) and Sections 21(1) and (3), 21A and 75A(3) and (4) of the Local Government: Municipal Systems Act, 2000 (Act 32 of 2000) as amended, it is hereby notified that the City of Johannesburg has, in terms of Sections 11(3)(i) and 75A(1) and (2) of the Local Government: Municipal Systems Act, 2000 (Act 32 of 2000) as amended, read with Section 24(2)(c)(ii) of the Local Government: Municipal Finance Management Act, 2003 (Act 56 of 2003), determined its Tariff of Charges for Advertising Signs in terms of the City of Johannesburg Outdoor Advertising By-laws with effect from 1 July 2025.

The following charges will be effective from 1 July 2025 to 30 June 2026.

NO	DESCRIPTION	APPROVED TARIFF 2024/2025	NEW TARIFF 2025/2026
1	In terms of Section 3, applications for consideration of advertising signs relating to free-standing advertising signs for both on-premises and third-party advertising purposes - irrespective of whether the sign is erected on Private or Council land and or public places		
	All applications shall be subject to a non-refundable pre-evaluation and admin fee unless indicated in the schedule	(R 467 + R 1 585= R 2 052	(R 488 + R 1 658= R 2 146
1.1	A non-refundable application fee for static advertising display.	An amount of R 314 per square meter	An amount of R 328 per square meter

NO	DESCRIPTION	APPROVED TARIFF 2024/2025	NEW TARIFF 2025/2026
1.2	A non-refundable application fee for LED (electronic) displays	An amount of R 898 per m ² for a LED (electronic) display.	An amount of R 939 per m ² for a LED (electronic) display.
1.3	Illuminated Advertising signs (scrolling)	An amount of R 898 per m ² for a (scrolling) display	An amount of R 939 per m ² for a (scrolling) display
1.4	Section 10- Signs suspended under verandas or canopies	EXEMPTED	EXEMPTED
1.5	Section 11- Signs on verandas or canopies over public streets	EXEMPTED	EXEMPTED
1.6	Section 12- Projecting signs	EXEMPTED	EXEMPTED
1.7	Section 13- Pylon signs for on-premises advertising (STATIC)	R 305/m ²	R 319/m ²
1.8	Section 13- Pylon signs for on-premises advertising (LED)	R870/ m ²	R910/ m ²
1.9 (a)	Section 14- Advertising signs placed flat on buildings and on bridges (signs outside the Inner-city Renewal Projects)	<p>A non-refundable pre-evaluation and admin fee consisting of R 467 + R 1 585= R 2 052), thereafter :</p> <p>an amount of R 314 per m² of advertising display - irrespective of whether the sign is erected on Private or Council land.</p> <p>A non-refundable pre-evaluation and admin fee consisting of R 467 + R 1 585= R 2 052), thereafter :</p>	<p>A non-refundable pre-evaluation and admin fee consisting of R 488 + R 1 658= R 2 146), thereafter :</p> <p>an amount of R 328 per m² of advertising display - irrespective of whether the sign is erected on Private or Council land.</p> <p>A non-refundable pre-evaluation and admin fee consisting of R 488 + R 1 658= R 2 146), thereafter :</p>

NO	DESCRIPTION	APPROVED TARIFF 2024/2025	NEW TARIFF 2025/2026
1.9 (b)	LED advertising Signs or electronic Advertising signs in terms of Section 14	an amount of R 314 per m ² of advertising display - irrespective of whether the sign is erected on Private or Council land.	an amount of R 328 per m ² of advertising display - irrespective of whether the sign is erected on Private or Council land.
1.9 (c)	Section 14(3) - Subject to an annual prescribed financial contribution to be utilized for an Inner-City Renewal project. (signs within the Inner-city Renewal Projects)	R 95/m ²	R 99/m ²
1.9 (d)	Section 15 (2) - Signs relating to the development of townships and properties (Development Boards)	R 6 969 up to a total of 40m ² . A sign larger than 40m ² R 6 969 plus an amount of R 314 per m ² to a maximum of 80m ² .	R 7 290 up to a total of 40m ² . A sign larger than 40m ² R 7 290 plus an amount of R 328 per m ² to a maximum of 80m ² .
1.9 (e)	Section 16- Requirements for Sky Signs (Static) A non-refundable application fee (Static signs)	An amount of R 314 per square meter of advertising (static) display.	An amount of R 328 per square meter of advertising (static) display.
1.9 (f)	Section 16- Requirements for Sky Signs A non-refundable application fee. (LED electronic signs)	A non-refundable pre-evaluation and admin fee consisting of (R 467 + R 1 585= R 2 052), thereafter: an amount of R 860 per m ² for a LED electronic) display - irrespective of whether the sign is erected on	A non-refundable pre-evaluation and admin fee consisting of (R 488 + R 1 658= R 2 146), thereafter: an amount of R 900 per m ² for a LED electronic) display - irrespective of whether the sign is

NO	DESCRIPTION	APPROVED TARIFF 2024/2025	NEW TARIFF 2025/2026
		Private or Council land.	erected on Private or Council land.
1.10	Section 18- Signs on residential buildings, dwelling houses and dwelling units	EXEMPTED	EXEMPTED
1.11	Section 19- Sun-blind advertisements	EXEMPTED	EXEMPTED
1.12	Section 21- Advertisements on blimps	A non-refundable pre-evaluation and admin fee consisting of (R 467 + R 6 585 = R 7 052), thereafter: An amount of R 898 per m ³ - irrespective of whether the sign is erected on Private or Council land.	A non-refundable pre-evaluation and admin fee consisting of (R 488 + R 6 888 = R 7 376), thereafter: An amount of R 939 per m ³ - irrespective of whether the sign is erected on Private or Council land.
1.13	Section 22- Painted advertisements An application in terms of Section 22, that is, painted advertisements and murals for both on-premises and third-party advertising purposes, shall be accompanied by a non-refundable application fee	A non-refundable pre-evaluation and admin fee consisting of R 467 + R 1 585 = R 2 052), thereafter: an amount of R 314 per m ² of advertising display only - irrespective of whether the sign is erected on Private or Council land	A non-refundable pre-evaluation and admin fee consisting of (R 488 + R 1 658 = R 2 146), thereafter: an amount of R 328 per m ² of advertising display only - irrespective of whether the sign is erected on Private or Council land
1.14	Section 23- Advertising signs relating to selling and letting of property	Exempted	Exempted

NO	DESCRIPTION	APPROVED TARIFF 2024/2025	NEW TARIFF 2025/2026
1.15	Section 24- (2) Any advertising sign not exceeding 4m ² in extent and not more than 3m above the ground level immediately below it. Auction signage	R 633 - irrespective of whether the sign is erected on Private or Council land – and if approved, approved for a period of not more than 180 days.	R 662 - irrespective of whether the sign is erected on Private or Council land – and if approved, approved for a period of not more than 180 days.
1.16	Section 25- Advertisements on construction sites.	<p>A non-refundable pre-evaluation and admin fee consisting of R 467 + R1 585 =R 2 052), thereafter: an amount of R 314 per m² for the first 100 m², and</p> <p>R 299 per m² of advertising display for the second 100 m² and R 148 per m² of advertising display for the balance (greater than 200 m²).</p>	<p>A non-refundable pre-evaluation and admin fee consisting of (R 488 + R 1 658= R 2 146), thereafter: an amount of R 328 per m² for the first 100 m², and</p> <p>R 313 per m² of advertising display for the second 100 m² and R 155 per m² of advertising display for the balance (greater than 200 m²).</p>
1.17 (a)	Section 26(1) Transit advertising Application for displays- n authorized official	<p>A non-refundable pre-evaluation and admin fee consisting of R 467 + R1 585 =R 2 052), thereafter: an amount of</p> <p>R 4 184 per transit advertising signs.</p>	<p>A non-refundable pre-evaluation and admin fee consisting of (R 488 + R 1 658= R 2 146), thereafter: an amount of</p> <p>R 4 376 per transit advertising signs.</p>

NO	DESCRIPTION	APPROVED TARIFF 2024/2025	NEW TARIFF 2025/2026
1.17 (b)	Section 26(3) Transit advertising- (3) If a transit advertising sign is used in contravention of subsections (1) and/or (2) above or any other provision of these By-laws, an authorized official may, without prior notice, remove and impound such sign.	R3 585 for each transit advertising sign removed by the Council or its agent(s)	R3 750 for each transit advertising sign removed by the Council or its agent(s)
1.18	Section 27- Approval of posters	An admin fee of the amount of R 50 per the poster of advertising display erected for a period of up to 30 calendar days to be affixed on street lamp poles that vest in the municipality or any other state organ.	An admin fee of the amount of R 52 per the poster of advertising display erected for a period of up to 30 calendar days to be affixed on street lamp poles that vest in the municipality or any other state organ.
1.19 (a)	Section 30- Costs of removal and storage	R109 for the removal of each advertising poster.	R114 for the removal of each advertising poster.
1.19 (b)	Section 30 (1) The cost incurred by the Council for the removal and storage of an advertising sign, other than a poster, and other costs incurred by the Council as contemplated in Section 29, may be recovered from the owner of that advertising sign or any other person whose name or activity is displayed on that advertising sign.	R362 per m ² for each removal of the advertising sign other than a poster removed by the Council or its agent(s)	R379 per m ² for each removal of the advertising sign other than a poster removed by the Council or its agent(s)

NO	DESCRIPTION	APPROVED TARIFF 2024/2025	NEW TARIFF 2025/2026
	(3) Any advertising sign which has been removed and stored in terms of these By-laws may be released to its owner subject to payment of a prescribed fee.		
1.20	Section 37- Appeals (An appeal lodged in terms of Section 37 shall be accompanied by a non-refundable fee.	R6 969	R7,290

ANNEXURE D

DETERMINATION OF TARIFF OF CHARGES FOR THE ISSUING OF CERTIFICATES AND SUPPLY OF INFORMATION BY THE CORPORATE GEO INFORMATICS DEPARTMENT

In terms of Sections 17(3)(a)(ii) and 22(a)(i) and (ii) of the Local Government: Municipal Finance Management Act, 2003 (Act 56 of 2003) and Sections 21(1) and (3), 21A and 75A(3) and (4) of the Local Government: Municipal Systems Act, 2000 (Act 32 of 2000) as amended, it is hereby notified that the City of Johannesburg has, in terms of Sections 11(3)(i) and 75A(1) and (2) of the Local Government: Municipal Systems Act, 2000 (Act 32 of 2000) as amended, read with Section 24(2)(c)(ii) of the Local Government: Municipal Finance Management Act, 2003 (Act 56 of 2003), amended its Tariff of Charges for the Issuing of Certificates and the Supply of Information by Corporate Geo-Informatics Department as set out below with effect from 1 July 2025.

The following tariffs will be effective from 1 July 2025 to 30 June 2026.

Property information sent by e-Property & Public Counter Sections (Special services)	APPROVED TARIFF 2024/2025	NEW TARIFF 2025/2026
e-Property Information Service subscription fee	R307	R321
Zoning certificates per stand	R69	R72
Zoning information per A4	R16	R17
Stand Dimensions and areas per A4	R16	R17

Confirmation stand/street numbers	R16	R17
GIS Information (Standard – Generally available products: Colour)	APPROVED TARIFF 2024/2025	NEW TARIFF 2025/2026
A0 paper	R393	R411
A1	R196	R205
A2	R99	R104
A3	R69	R72
A4	R51	R53

GIS Information (Standard – Generally available products: Monochrome)	APPROVED TARIFF 2024/2025	NEW TARIFF 2025/2026
A3	R51	R53
A4	R32	R33

GIS Information (Customized Plotting – Value-added products and services)	APPROVED TARIFF 2024/2025	NEW TARIFF 2025/2026
A0 paper	R754	R789
A1	R558	R584
A2	R458	R479
A3	R416	R435
A4	R409	R428
Preparing for dispatch	R358	R374

Data preparation and dispatch	APPROVED TARIFF 2024/2025	NEW TARIFF 2025/2026
Preparing for dispatch (per unit)	R358	R374
CD or DVD	R21	R22

Digital information	APPROVED TARIFF 2024/2025	NEW TARIFF 2025/2026
Polygon per stand (excluding base data)	Free	Free
Line data per kilobyte (excluding base data)	Free	Free
Attribute data per record	Free	Free
Building footprints per polygon	Free	Free
Building footprints (full set – excluding attribute data)	Free	Free
Digital map books on CD or DVD	R637	R666
Interactive Map on CD or DVD	R1 832	R1,916
CoJ Town Planning Schemes on CD or DVD	R308	R322
Online digital data downloads (shp and dxf) per 3km x 3km grid	APPROVED TARIFF 2024/2025	NEW TARIFF 2025/2026
Cadastre (Stands), Cadastre (Townships), Street Addresses, 2m contours	Free	Free

Aerial photography 2003 (25cm pixel resolution)	APPROVED TARIFF 2024/2025	NEW TARIFF 2025/2026
Aerial Photography per set	Free	Free
Aerial photography per tile	Free	Free

Aerial photography 2003 (25cm pixel resolution (5kmx3km)	APPROVED TARIFF 2024/2025	NEW TARIFF 2025/2026

Aerial photography 2006 (20cm pixel resolution)	APPROVED TARIFF 2024/2025	NEW TARIFF 2025/2026
Aerial Photography per set	Free	Free
Aerial photography per tile (5kmx3km)	Free	Free

Aerial photography 2012 (15cm pixel resolution)	APPROVED TARIFF 2024/2025	NEW TARIFF 2025/2026
Aerial Photography per set	Free	Free
Aerial photography per tile (3kmx3km)	Free	Free

Aerial photography 2015 (15cm pixel resolution)	APPROVED TARIFF 2024/2025	NEW TARIFF 2025/2026
Joburg2015 – Aerial Photography per set	Free	Free
Joburg2015 – Aerial photography per tile (3kmx3km)	Free	Free

Aerial photography 2019 (15cm pixel resolution)	APPROVED TARIFF 2024/2025	NEW TARIFF 2025/2026
---	---------------------------------	-------------------------

Joburg2019 – Aerial Photography per set	Free	Free
Joburg2019 – Aerial photography per tile (3kmx3km)	Free	Free

Aerial photography 2023 (15cm pixel resolution)	APPROVED TARIFF 2024/2025	NEW TARIFF 2025/2026
Joburg2023 – Aerial Photography per set	Free	Free
Joburg2023 – Aerial photography per tile (3kmx3km)	Free	Free
Joburg2023 – Digital Elevation Model (DEM)	Free	Free
Joburg2023 – Digital Elevation Model (DEM) per tile (3kmx3km)	Free	Free
Joburg2023 – Lidar points per set (ground & non-ground)	Free	Free
Joburg2023 – Lidar points per tile (3km x3km)	Free	Free
Joburg2023 – Aerial photography, Digital Elevation Model (DEM), Lidar points (3kmx3km), 25cm contours (3kmx3km)	Free	Free
Joburg2023 – Aerial photography, Digital Elevation Model (DEM), Lidar points (3kmx3km), 25cm contours (3kmx3km) per tile	Free	Free

Contours 2023	APPROVED TARIFF 2024/2025	NEW TARIFF 2025/2026
Joburg2023 – 25cm contours	Free	Free
Joburg2023 – 25cm contours per tile (3kmx3km)	Free	Free
Joburg2023 – 50cm contours	Free	Free
Joburg2023 – 50cm contours per tile (3kmx3km)	Free	Free
Joburg2023 – 1m contours	Free	Free
Joburg2023 – 1m contours per tile (3kmx3km)	Free	Free

Joburg2023 – 2m contours	Free	Free
Joburg2023 – 2m contours per tile (3kmx3km)	Free	Free

LICENSE AGREEMENTS		APPROVED TARIFF 2024/2025	NEW TARIFF 2025/2026
a)	Developer Licensing Agreement: An agreement between the Directorate Corporate Geo-Informatics (CGIS) and the licensee wherein certain rights are granted to use digital data as specified, with cadastre.	R17 685 per annum excluding VAT	R18,499 per annum excluding VAT
b)	Publishing Licensing Agreement: An agreement between the Directorate Corporate Geo-Informatics (CGIS) and the licensee wherein certain rights are granted to publish digital data as specified.	R8 842 per annum excluding VAT	R9,249 per annum excluding VAT
c)	Maintenance Licensing Agreement: An agreement between the Directorate Corporate Geo-Informatics (CGIS) and the licensee for the supply of updated digital data as specified.	R4 212 per annum excluding VAT	R4,406 per annum excluding VAT

ANNEXURE E

DETERMINATION OF CHARGES FOR THE SUPPLY OF INFORMATION RELATING TO THE MUNICIPAL PLANNING TRIBUNAL TO THE PUBLIC.

In terms of Sections 17(3)(a)(ii) and 22(a)(i) and (ii) of the Local Government: Municipal Finance Management Act, 2003 (Act 56 of 2003) and Sections 21(1) and (3), 21A and 75A(3) and (4) of the Local Government: Municipal Systems Act, 2000 (Act 32 of 2000) as amended, it is hereby notified that the City of Johannesburg has, in terms of Sections 11(3)(i) and 75A(1) and (2) of the Local Government: Municipal Systems Act, 2000 (Act 32 of 2000) as amended, read with

Section 24(2)(c)(ii) of the Local Government: Municipal Finance Management Act, 2003 (Act 56 of 2003), amended its Tariff of Charges for the Issuing Information with effect from 1 July 2025

The following tariffs will be effective from 1 July 2025 to June 2026.

NO	DESCRIPTION	APPROVED TARIFF 2024/2025	NEW TARIFF 2025/2026
(1)	A complete copy of an agenda of one meeting of the Municipal Planning Tribunal (Former Planning Committee)	R237	R248
(2)	A complete copy of the minutes of proceedings of one meeting of the Municipal Planning Tribunal (Former Planning Committee)	R82	R86
(3)	A complete set of agendas of the Municipal Planning Tribunal (Former Planning Committee) for one Calendar Year	R 5 543	R 5 798
(4)	A complete set of the minutes of proceedings of the Municipal Planning Tribunal (Former Planning Committee) for one calendar year	R 1 970	R 2 061
(5)	For each folio containing an extract from the agenda and minutes of the proceedings of the Municipal Planning Tribunal (Former Planning Committee)	R3.88	R4.1

(7) AMENDMENT OF TARIFF OF CHARGES IN RESPECT OF STREET
ENCROACHMENTS, REINSTATEMENTS AND PRINTED MATERIAL FOR PERIOD 1 JULY
2025 TO 30 JUNE 2026- ANNEXURE 7

In terms of Sections 17(3)(a)(ii) and 22(a)(i) and (ii) of the Local Government: Municipal Finance Management Act, 2003 (Act 56 of 2003) and Sections 21(1) and (3), 21A and 75A(3) and (4) of the Local Government: Municipal Systems Act, 2000 (Act 32 of 2000) as amended, it is hereby notified that the City of Johannesburg has, in terms of Sections 11(3)(i) and 75A(1) and (2) of the Local Government: Municipal Systems Act, 2000 (Act 32 of 2000) as amended, read with Section 24(2)(c)(ii) of the Local Government: Municipal Finance Management Act, 2003 (Act 56 of 2003), amended its Tariff of Charges in respect of Street Encroachments, Reinstatements, Sale of Asphalt, Road Maintenance, Traffic Signals Maintenance, Road Construction Project Management, Printed Material, Tender Documents, Traffic Counting and Legal Documents with effect from 1 July 2025.

The following tariffs (inclusive of 15% VAT) shall be effective from 1 July 2025:

Street Encroachments		Proposed new tariff	
Old Tariff 2024/2025		New Tariff 2025/2026	
R 778.66 half year for every 15.74 meter or part thereof		R 814.48 half year for every 15.74 meter or part thereof	
Printed Materials			
Standard Activity	Old Tariff		New Tariff
Plotted Maps: Black & White			
A0 Paper	R 580		R 606.68
A1 Paper	R 324		R 338.90
A2 Paper	R 202		R 211.29
A3 Paper	R 121		R 126.57
A4 Paper	R 61		R63.81
Plotted Maps: Colour fill (Standard Paper)			
A0 Paper	R 1,104		R 1,154.78

A1 Paper	R 834	R 872.36
A2 Paper	R 701	R 733.25
A3 Paper	R 270	R 282.42
A4 Paper	R 121	R 126.57
Plotted Maps: Colour fill (Gloss Paper)		
A0 Paper	R 1,434	R 1,499.96
A1 Paper	R 1,075	R 1,124.45
A2 Paper	R 834	R 872.36
A3 Paper	R 432	R 451.87
A4 Paper	R 121	R 126.57
GIS Labour per hour	R 693	R 724.88
Minimum labour per hour	R 290	R 303.34
Customised Map Request	R 686	R 717.56

Standard Activity	Old Tariff	New Tariff
Revised Customized Map request	R 324	R 338.90
Data Conversion for Client per kilobyte	R 1,10	R 1,15
Sale of non-Spatial Data	R 0,47	R 0,49
Sale of Spatial Data per kilobyte	R 1,10	R 1,15
Retrieval of Archive Drawing	R 85	R 88.91
Reinstatements		
Rate per square meter NB: Rates hikes are caused by current economic and infrastructure maintenance cost		
Road Riding Surface	R 1,678	R 3,643.24
Backfilling	R 1 186	R 2,848.48
Paved Footways	R 742	R 1,890.91
Footway: Asphalt	-	R 1,820.72
Footway: Concrete	-	R 3,090.50
DCP Testing	R 252	R1,761.00
Unpaved Footways	R 728	R 1,757.27
Kerbing (per square meter)	R 1,096	R 3,140.52
Kerbing and Gutter	-	R 3,203.52
Temporary Reinstatements (Making Reinstatement Safe)	R 555	R 1,263.98
Wayleaves processing fees, per project per suburb <ul style="list-style-type: none"> Handling fee of 15% of the approved rate 	R 1,032	R 1,241.39
Wayleave processing fee for unplanned work per suburb (emergencies) <ul style="list-style-type: none"> Handling fee of 15% of the approved rate 	R 1,035	R 1,245.00

Wayleave PRIORITY processing fee within 3 days (excluding processing fees)	-	R1,137.76
For Re-inspection where previous inspection had failed, and work was Redone	R 3,870	R 4,048.02
Penalty for failed reinstatements done by own agent	R 15,476	R 16,187.90
Road Maintenance		
<ul style="list-style-type: none"> Labour plant, material Administrative/handling fee 15% 	-	POA
Road Construction Project Management		
Management fees (as per SLA)	-	POA
Sale of Asphalt		
Hot Mix Asphalt per ton – delivered	R1,875	R 1,961.25
Hot Mix Asphalt per ton - collected	R1,785	R 1,867.11
Cold Mix Asphalt per ton - delivered	R1,440	R 1,506.24
Cold Mix Asphalt per ton - collected	R1,350	R 1,412.10
Cold Mix Asphalt per 25kg - collected	R45	R 47.07
*Discounts up to 20% to be offered subject to the CEO or delegated official's approval as per SOP		
Legal		
a) For every A4 photocopy	R 9.94	R 10.40
b) For every A4 printed copy in electronic or machine-readable format	R 5.91	R 6.18
c) For a copy in a computer-readable form on <ul style="list-style-type: none"> i) stiffy disc ii) compact disc 	R 21	

		R 21.97
d) i) For a transcription of visual images ii) For a copy of a visual image	R 67	R 70.08
e) i) For a transcription of an Audio Record per page ii) For a copy of an Audio Record	R 201 R 65	R 210.25 R 67.99
Traffic Counts		
Existing Counts (Per Set)	R 1,230	R 1,286.58
Existing Traffic Signal Plans	R 238	R 248.95
New Intersection Counts	R 5,901	R 6,172.45
New Link Volume Counts	R 2,753	R 2,879.64
Traffic Signal Infrastructure Maintenance		
Proactive Maintenance per site (Repairs / Routine) Reactive Maintenance per traffic signal intersection - Each intersection is visited once a month. - Excludes materials used on site (Rate per month)	-	R4,137.31
Remote monitoring & reporting activities, including network connectivity (Rate per month)	-	R115,500
Traffic signals revision, upgrading, and rebuilding—Cost estimates will be submitted as and when required. Rates will be based on: <ul style="list-style-type: none">Contract ratesManagement fee of 10%.	-	POA
Traffic signals for New Installation and upgrades <ul style="list-style-type: none">Management fee of 10%	-	POA

- POA – Price on Application

Tender Documents		
Up to a million one-year contract	R 348	R 364.01
Up to a million two-year contract	R 658	R 688.27
> R1 million	R 1,019	R 1,065.87
Capital Projects	R 1,689	R 1,766.69
Security Closures		
Security Closure Administration Cost (Main Gate)	R 17,500	R 18,305
Security Closure Administration Cost (Additional Gate)	R 1,031	R 1,078.43
Security Closure Administration Cost (Main Gate) – Renewal after two years	R 10,498	R 10,980.91
Security Closure Administration Cost (Additional Gate) – Renewal after two years	R 619	R 647.47

(8) AMENDMENT OF TARIFF OF CHARGES FOR CEMETERIES AND CREMATORIA;
PARKS, OPEN SPACES NATURE RESERVES AND ZOO FOR PERIOD 1 JULY 2025 TO 30
JUNE 2026 - ANNEXURE 8

AMENDMENT OF TARIFF OF CHARGES FOR JOHANNESBURG CITY PARKS AND ZOO					
TARIFFS FROM 01 JULY 2025 TO 30 JUNE 2026					
		2024/25 FEE	%	NEW FEE	NEW FEE 25/26 ROUNDED TO R1
CEMETERIES AND CREMATORIA					
NEW FEE FOR THE CLOSING OF GRAVES OF R500.00 BEING INTRODUCED					
STANDARD ITEM TARIFFS FOR ALL CEMETERY CATEGORIES (EFT PAYEES)					
1.	EXHUMATION FEE	400.00	4.60%	418.40	419.00
2.	CREMATIONS				
	Standard	1,533.00	4.60%	1,603.52	1,604.00
	Cremation fee over 120 kg	1,983.00	4.60%	2,074.22	2,075.00
	Infant	631.00	4.60%	660.03	661.00
3.	ANATOMY MATERIAL (per 100 kg)	1,011.00	4.60%	1,057.51	1,058.00
4.	HINDU CREMATORIUM (admin fee charged for archival records of cremations taken place on Council land)	119.00	4.60%	124.47	125.00
5.	BURIAL OF ASHES IN EXISTING GRAVE	123.00	4.60%	128.66	129.00
6.	AFTER HOURS FEE - BURIALS	953.00	4.60%	996.84	997.00
	AFTER HOURS FEE - CREMATIONS (after 16h00 at any crematorium excluding Hindu Cremations)	953.00	4.60%	996.84	997.00
7.	PUBLIC HOLIDAY FEE (MON - FRI) (additional to respective tariffs)	1,144.00	4.60%	1,196.62	1,197.00
8.	CREMATORIUM / CEMETERY MEMORIAL WALL SECTION				
	Plaque / Niche	573.00	4.60%	599.36	600.00
	Plaque / No Niche	479.00	4.60%	501.03	502.00
9.	BOOK OF REMEMBRANCE (1 to 3 lines)	180.00	4.60%	188.28	189.00
10.	ISSUING OF DUPLICATE CREMATION CERTIFICATE	91.00	4.60%	95.19	96.00
11.	USE OF CHAPEL PER 60 MINUTE SESSION (excluding Lenasia Crematorium)	805.00	4.60%	842.03	843.00
12.	FEE FOR ENLARGING OF GRAVE	452.00	4.60%	472.79	473.00
	FEE FOR DEEPENING OF GRAVE	452.00	4.60%	472.79	473.00
13.	COMMUNITY OPERATED AND MAINTAINED CEMETERIES Jewish (West Park) Muslim (West Park and Newclare)	50% of prescribed tariff			
14.	NON-RESIDENT TARIFFS FOR BURIALS (standard practice between Municipalities, excluding cremations)	3 x prescribed tariff			
15.	ERECTION OF MEMORIALS ON GRAVES	364.00	4.60%	380.74	381.00
16.	ELECTRONIC GRAVE MARKER	273.00	4.60%	285.56	286.00
17.	BURIAL IN A CONSERVATION AREA OF A CEMETERY	Prescribed tariff + grave marker			
18.	STANDARD RE-OPEN FEE FOR ALL CEMETERIES	543.00	4.60%	567.98	568.00
19.	LATE BOOKING FEE	905.00	4.60%	946.63	947.00
20.	BURIAL IN AREA OF HIGH PROFILE*	8,064.00	4.60%	8,434.94	8,435.00
	RESERVATION OF A GRAVE IN AREA OF HIGH PROFILE	4,029.00	4.60%	4,214.33	4,215.00
	BURIAL IN RESERVED GRAVE IN AREA OF HIGH PROFILE*	4,029.00	4.60%	4,214.33	4,215.00
21.	REFUNDABLE DEPOSIT (FUNERAL UNDERTAKERS)	1,656.00	4.60%	1,732.18	1,733.00
22.	PAUPER AND INDIGENT FUNERALS (Fees waived)	0.00			
CATEGORY A:					
WEST PARK, BRIXTON, BRAAMFONTEIN					
1.	BURIAL FEE				
	Adult*	3,598.00	4.60%	3,763.51	3,764.00
	Child*	1,797.00	4.60%	1,879.66	1,880.00
2.	BURIAL FEE - SECOND BURIAL				
	Standard Coffin	543.00	4.60%	567.98	568.00
	Casket Coffin	995.00	4.60%	1,040.77	1,041.00
	Weekend and Public Holiday Fee - West Park Cemetery Only				
	Standard Coffin	1,497.00	4.60%	1,565.86	1,566.00
	Casket Coffin	1,947.00	4.60%	2,036.56	2,037.00
3.	BURIAL OF ASHES IN A NEW GRAVE				
	Adult	3,598.00	4.60%	3,763.51	3,764.00
	Child	1,797.00	4.60%	1,879.66	1,880.00
4.	RESERVATION OF A GRAVE IN ANY SECTION OF A CEMETERY				
	Adult	1,797.00	4.60%	1,879.66	1,880.00
5.	BURIAL IN A RESERVED GRAVE				
	Adult*	1,797.00	4.60%	1,879.66	1,880.00
	Child*	901.00	4.60%	942.45	943.00
6.	BURIAL IN VAULTS (Mausolea)*	3,598.00	4.60%	3,763.51	3,764.00
7.	NON RESIDENT BURIAL				
	Adult	10,791.00	4.60%	11,287.39	11,288.00
	Child	5,384.00	4.60%	5,631.66	5,632.00
8.	REFUNDABLE DEPOSIT (FUNERAL UNDERTAKERS)	1,656.00	4.60%	1,732.18	1,733.00

CATEGORY B:				
ALL OTHER CEMETERIES				
1.	BURIAL FEE			
	Adult*	2,250.00	4.60%	2,353.50
	Child*	1,127.00	4.60%	1,178.84
2.	BURIAL FEE - SECOND BURIAL			
	Standard Coffin	543.00	4.60%	567.98
	Casket Coffin	995.00	4.60%	1,040.77
3.	BURIAL OF ASHES IN A NEW GRAVE			
	Adult	2,250.00	4.60%	2,353.50
	Child	1,127.00	4.60%	1,178.84
4.	RESERVATION OF A GRAVE IN ANY SECTION OF A CEMETERY			
	Adult	1,127.00	4.60%	1,178.84
	Child	564.00	4.60%	589.94
5.	BURIAL IN A RESERVED GRAVE			
	Adult*	1,127.00	4.60%	1,178.84
	Child*	564.00	4.60%	589.94
6.	NON RESIDENT BURIAL			
	Adult	6,749.00	4.60%	7,059.45
	Child	3,378.00	4.60%	3,533.39
7.	BURIAL IN A CONSERVATION AREA OF A CEMETERY (Waterval and Diepsloot)			
	Adult*	2,553.00	4.60%	2,670.44
	Child*	1,427.00	4.60%	1,492.64
8.	REFUNDABLE DEPOSIT (FUNERAL UNDERTAKERS)	1,656.00	4.60%	1,732.18
USES OF PARKS, OPEN SPACES AND NATURE RESERVES				
1.	FILMING AND PHOTO SHOOTS			
	International filming (8 hours)	28,951.00	4.60%	30,282.75
	International filming (1 - 4 hours)	19,539.00	4.60%	20,437.79
	Corporate advertising companies - filming per full day (8 hours)	18,145.00	4.60%	18,979.67
	Corporate advertising companies - filming per half day (up to 4 hours)	9,756.00	4.60%	10,204.78
	Low budget film shoots and music videos (8 hours)	4,597.00	4.60%	4,808.46
	Low budget film shoots (4 hours)	4,126.00	4.60%	4,315.80
	NGO's and other non-profit organisations filming companies (reduction to increase growth in market)	1,981.00	4.60%	2,072.13
	Use of drone pre-approved by Conservation	500.00	4.60%	500.00
	Wedding photos	669.00	4.60%	699.77
	General photo shoots (under 50 people)	248.00	4.60%	259.41
	General photo shoots (51 plus people)	669.00	4.60%	699.77
	Corporate and international: Above tariffs are subject to a refundable deposit, subject to terms and conditions as set out in the indemnity	40% of fees		
	Refundable deposits for NGO's	20% of fees		
	Refundable deposit	40% of fees		
2.	EVENTS AND GATHERINGS			
	Informal events (20 but less than 100) - schools, welfare and individual - weekdays	745.00	4.60%	779.27
	Informal events (20 but less than 100) - schools, welfare and individual - weekends	2,186.00	4.60%	2,286.56
	Informal events (100 - 500), schools, welfare and individuals - weekdays and weekends	2,510.00	4.60%	2,625.46
	Flea markets and exhibitions - weekdays, weekends and public holidays	5,060.00	4.60%	5,292.76
	Informal events - excluding Executive Lapas for picnics, pony rides, school outings, weddings, etc. Not exceeding 20 people	No fee charged		
	Weekdays, weekends and public holidays for executive lapas, musical fountains board	2,533.00	4.60%	2,649.52
	Refundable deposits	40% of fees		
3	GENERAL LAPAS AND BRAAI AREAS			
	(Weekends and public holidays)	4,491.00	4.60%	4,697.59
	(Weekdays)	3,144.00	4.60%	3,288.62
	Executive Lapas (weekends)	6,717.00	4.60%	7,025.98
	Executive Lapas (weekdays)	5,071.00	4.60%	5,304.27
	Refundable deposit	40% of fees		

4	PIONEER PARK MUSICAL FOUNTAINS				
	Upper Executive Conference Facility				
	Full day from 08h00 - 17h00	8,117.00	4.60%	8,490.38	8,491.00
	Half day from 08h00 - lunch time	4,870.00	4.60%	5,094.02	5,095.00
	Outside area only	5,684.00	4.60%	5,945.46	5,946.00
	Display of fountains inclusive of cost of venues	15,925.00	4.60%	16,657.55	16,658.00
	Refundable deposit	40% of fees			
5	JOHANNESBURG BOTANICAL GARDEN				
	Exchange of vows and photo shoot only (setting up in the morning 1 - 4 hours)	4,126.00	4.60%	4,315.80	4,316.00
	Whole ceremony (set up day before or morning - 05h00 - 18h00)	5,776.00	4.60%	6,041.70	6,042.00
	Refundable deposit: Vows	1,053.00	4.60%	1,101.44	1,102.00
	Refundable deposit: Ceremony	2,106.00	4.60%	2,202.88	2,203.00
6	OTHER UNFENCED PARKS / OPEN PARKS FOR WEDDINGS				
	Exchange of vows and photo shoot only (setting up in the morning 1 - 4 hours)	1,481.00	4.60%	1,549.13	1,550.00
	Whole ceremony (set up day before or morning - 05h00 - 18h00)	2,312.00	4.60%	2,418.35	2,419.00
	Marquee for funeral services / open space	660.00	4.60%	690.36	691.00
	Refundable deposit	40% of fees			
7	OTHER FENCED AREAS / CLOSED PARKS FOR WEDDINGS				
	Exchange of vows and photo shoot only (setting up in the morning 1 - 4 hours)	3,417.00	4.60%	3,574.18	3,575.00
	Whole ceremony (set up day before or morning - 05h00 - 18h00)	4,954.00	4.60%	5,181.88	5,182.00
	Refundable deposit	40% of fees			
8	LARGE EVENTS				
8.1.	MUSIC FESTIVALS, CLASSIC AND ROCK FESTIVALS / CONCERTS, PERFORMING ARTS AND CULTURAL FESTIVALS EXCEEDING 500 PERSONS (including maintenance and cleaning)				
	Fees for set-up of concerts and festivals	Maximum R20 000 per day		Maximum R20 000 per day	
	1 day (501 - 3 000 people)	129,480.00	4.60%	135,436.08	135,437.00
	1 day (3 001 - 15 000+ people) for allocated parks as listed on the website	182,310.00	4.60%	190,696.26	190,697.00
	Per day for 2 days (501 - 3 000 people)	73,772.00	4.60%	77,165.51	77,166.00
	Per day for 2 days (3 001 - 15 000+ people)	83,134.00	4.60%	86,958.16	86,959.00
	Per day for 3 days (501 - 3 000 people)	58,968.00	4.60%	61,680.53	61,681.00
	Per day for 3 days (3 001 - 15 000+ people)	67,347.00	4.60%	70,444.96	70,445.00
	Booking in advance for date reserving for the above category, details of refund in case of cancellation will be on the contract to be signed	85,078.00	4.60%	88,991.59	88,992.00
	Refundable deposit	40% of fees			
8.2.	MANUFACTURING, CORPORATE AND COMMERCIAL LAUNCHES AND EXHIBITIONS (per day)	42,373.00	4.60%	44,322.16	44,323.00
	Setting up and vacating tariff per day (may increase in flagship facility at the discretion of the MD or nominee)	3,904.00	4.60%	4,083.58	4,084.00
8.3.	EVENTS RELATED OPEN SPACE PARKING: PARK AND RIDE (per day)	21,168.00	4.60%	22,141.73	22,142.00
	Individual parking requests (up to 50 vehicles)	1,289.00	4.60%	1,348.29	1,349.00

NATURE RESERVES				
1	Facility Reservation / Booking Fee (No JOC approval required)	647.00	4.60%	677.00
2	Facility Reservation / Booking Fee (JOC approval required)	1,552.00	4.60%	1,624.00
3	Entrance fees for reserves, botanical gardens and conservation areas	32.00	4.60%	34.00
4	ENTRANCE FEES FOR RESERVES, BOTANICAL GARDENS AND CONSERVATION AREAS			
	(Fee structure not yet implemented)			
	Adult	32.00	4.60%	34.00
	Children	16.00	4.60%	17.00
	Senior citizens	16.00	4.60%	17.00
	Students (weekdays only and student card required)	16.00	4.60%	17.00
	School groups (per person)	11.00	4.60%	12.00
	Differently abled people	16.00	4.60%	17.00
	Welfare Groups (per person and weekdays only)	11.00	4.60%	12.00
5	ANNUAL PASSES			
	Adult	863.00	4.60%	863.00
	Adult VIP	1,147.00	4.60%	1,147.00
	Child	527.00	4.60%	527.00
	Child VIP	706.00	4.60%	706.00
	Pensioner	527.00	4.60%	527.00
	Pensioner VIP	527.00	4.60%	527.00
	Senior Citizen	527.00	4.60%	527.00
	Senior Citizen VIP	706.00	4.60%	706.00
	Differently Abled Person	527.00	4.60%	527.00
	Differently Abled Person VIP	706.00	4.60%	706.00
6	ILLEGAL FELLING OR LOPPING OF STREET TREES			
	Apply the following formula with ratings of 1 to 4 to the following elements:			
	(Size x Age x Location x Surrounds x Foilage x Shape x Botanical value)			
	and multiply by R20 eg (3x4x1x2x3x4x2)xR2 = R11 520			

JOHANNESBURG ZOO				
1	ENTRANCE FEES			
	Adult	126.00	4.60%	131.80
	Children	74.00	4.60%	77.40
	Senior citizens	74.00	4.60%	77.40
	Students (weekdays only and student card required)	74.00	4.60%	77.40
	School groups (per person)	47.00	4.60%	49.16
	Differently abled people	47.00	4.60%	49.16
	Welfare Groups (per person and weekdays only)	52.00	4.60%	54.39
	Masimbasani Indigent schools access			0.00
	Zoo Trot	74.00	4.60%	77.40
	Conservation Walks	81.00	4.60%	84.73
	External Walks			
	Group entrance fee per person	29.00	4.60%	30.33
	Venue hire	3,943.00	4.60%	4,124.38
	Returnable deposit for use of wheelchair	105.00	4.60%	109.83
2	ANNUAL PASSES			
	Adult	947.00	4.60%	990.56
	Adult VIP	1,258.00	4.60%	1,315.87
	Child	577.00	4.60%	603.54
	Child VIP	774.00	4.60%	809.60
	Pensioner	577.00	4.60%	603.54
	Pensioner VIP	774.00	4.60%	809.60
	Family of 4 (limited to 6 entrees per year)	1,273.00	4.60%	1,331.56
3	PARKING			
	Cars and mini vans	18.00	4.60%	18.83
	Buses (30 - 120 seaters)	30.00	4.60%	31.38
4	ZOO ACTIVITIES - INCLUSIVE OF ENTRY FEES (PER PERSON)			
	Ferry Tour			
	15 - 20 people	152.00	4.60%	158.99
	21 - 34 people	140.00	4.60%	146.44
	35+ people	122.00	4.60%	127.61
	Behind the Scenes Tour (flat rate)	147.00	4.60%	153.76
	School Day Tour (flat rate)	95.00	4.60%	99.37
	Senior Citizens' Tour (flat rate)	90.00	4.60%	94.14
	Evening Tour			
	15 - 20 people	161.00	4.60%	168.41
	21 - 34 people	161.00	4.60%	168.41
	35+ people	147.00	4.60%	153.76
	School Evening Tour (flat rate)	134.00	4.60%	140.16
	Zoo Snooze			
	25 - 49 people	255.00	4.60%	266.73
	49+ people	198.00	4.60%	207.11
	Holiday Programme	140.00	4.60%	146.44
	Zoo Buggies (per hour)	140.00	4.60%	146.44
	Ferry Rides			
	Weekdays	6.00	4.60%	6.28
	Weekends	12.00	4.60%	12.55
	Youth Club	763.00	4.60%	798.10
5	ZOO VENUE HIRING			
	Old Elephant House			
	Full day fee	6,585.00	4.60%	6,887.91
	Half day fee	3,127.00	4.60%	3,270.84
	AngloGold Ashanti Conference Centre			
	Full day fee	7,989.00	4.60%	8,356.49
	Half day fee	4,561.00	4.60%	4,770.81
	Bandstand (plus group entrance fee p p)	5,859.00	4.60%	6,128.51
	Cheetah Slopes (plus group entrance fee p p)	5,859.00	4.60%	6,128.51
	Centenary Lawn (plus group entrance fee p p)	5,859.00	4.60%	6,128.51
	Tree of Light Lawn (plus group entrance fee p p)	2,042.00	4.60%	2,135.93

	Meerkat Lawn (plus group entrance fee p p)	2,042.00	4.60%	2,135.93	2,136.00
	AngloGold Ashanti Lapa (plus group entrance fee p p)	2,042.00	4.60%	2,135.93	2,136.00
	Jungle Gym (plus group entrance fee p p)	2,042.00	4.60%	2,135.93	2,136.00
	Animals of the Amazon Exhibit (plus group entrance fee p p)	3,847.00	4.60%	4,023.96	4,024.00
	Open areas exceeding 20 people (plus group entrance fee p p)	1,434.00	4.60%	1,499.96	1,500.00
	Team building (50 people or less, per person fee)	450.00	4.60%	470.70	471.00
	Team building (51 people or more, per person fee)	386.00	4.60%	403.76	404.00
	Group entrance fee referred to, in points 3 - 11 above, per person	28.00	4.60%	29.29	30.00
	Refundable deposit	1,113.00	4.60%	1,164.20	1,165.00
	Zoo Guest House				
	Amazon - 3 bedroom house				
	a. 5 sleeper (per unit per night)	1,680.00	4.60%	1,757.28	1,758.00
	b. Per person sharing per night	483.00	4.60%	505.22	506.00
	Jungle - 2 bedroom house				
	a. 2 sleeper (per unit per night)	840.00	4.60%	878.64	879.00
	b. Per person sharing per night	441.00	4.60%	461.29	462.00
	Zoo Animal adoption				
	Individual Cat 1	300.00	4.60%	313.80	314.00
	Individual Cat 2	550.00	4.60%	575.30	576.00
	Individual Cat 3	1,200.00	4.60%	1,255.20	1,256.00
	Corporate Cat 4	10,000.00	4.60%	10,460.00	10,460.00
6	ADMINISTRATION FEE				
	Non-refundable Booking Administration Fee	238.00	0.00%	238.00	238.00
7	COJ AND MUNICIPAL ENTITIES				
	Discounted tariff for CoJ and Municipal Entities	20% deducted of normal fees charged			
WAIVING OF FACILITY HIRING FEES					
	R20 000,00 and less	DISCRETION OF EM: BUSINESS SUPPORT			
	More than R20 000,00	DISCRETION OF MD/MD NOMINEE			

(9) AMENDMENT OF TARIFF OF CHARGES IN RESPECT OF MISCELLANEOUS TRAFFIC RELATED SERVICES FOR PERIOD 1 JULY 2025 TO 30 JUNE 2026 - ANNEXURE 9

In terms of Sections 17(3)(a)(ii) and 22 (a)(i) and (ii) of the Local Government Municipal Finance Management Act, 2003 (Act 56 of 2003) and Sections 21(1) and (3), 21(A) and 75A(3) and (4) of the Local Government: Municipal Systems Act, 2000 (Act 32 of 2000) as amended, it is hereby notified that the City of Johannesburg has, in terms of Sections 11(3)(i) and 75A (1) and (2) of the Local Government: Municipal Systems Act, 2000 (Act 32 of 2000) as amended, read with Section 24(2)(c)(ii) of the Local Government Municipal Finance Management Act, 2003 (Act 56 of 2003) amended its Tariff of Charges for Miscellaneous Traffic Related Services with effect from 1 July 2025.

The following charges will be effective from 1 July 2025:

	<i>Service</i>	Current Tariff	Proposed Tariff from 1 July 2025	CPI % Incr.	Propose d Tariff from 1 July 2026	Proposed Tariff from 1 July 2027
1	<p>1.1. Impounding of Vehicles for offences other than illegal dumping</p> <p>The proposed increase is in line with market related charges, cost recovery principles and is a deterrent to unlawful behaviour. In addition, this tariff is in line with the proposed tariff for the impounding of non-perishable goods (16 below).</p> <ul style="list-style-type: none"> The estimated additional revenue is, R 814 120 (2025/26), R 851 570 (2026/27) and R 889 900 (2027/28). 	R3 778	R3 952	4.6%	R4 134	R4 320
2	<p><i>Storage of Impounded vehicles per 24 hours after the first 48 hours.</i></p> <ul style="list-style-type: none"> The proposed increase is a deterrent to 	R157	R164	4.6%	R172	R180

	<i>Service</i>	Current Tariff	Proposed Tariff from 1 July 2025	CPI % Incr.	Propose d Tariff from 1 July 2026	Proposed Tariff from 1 July 2027
	unlawful behaviour and this tariff is in line with the proposed tariff for the storage of goods (17 below).					
	<ul style="list-style-type: none"> It is estimated additional income is, R 164 720 (2025/26), R 172 300 (2026/27) and R 180 100 (2027/28) 					
3(<p>Copy of a Road Traffic Accident Report</p> <ul style="list-style-type: none"> The estimated additional income is, R 463 720 (2025/26), R 485 100 (2026/27) and R 507 000 (2027/28) 	R403	R422	4.6%	R441	R461
3((ii)	<p>Copy of Normal Accident Report Produced by the Accident Reconstruction Team (includes maximum of 25 photographs)</p> <ul style="list-style-type: none"> The purpose of this tariff is to cover the cost of supplying a professionally re-constructed accident report to a prospective claimant. This is a high-quality technical accident report that is drawn up by specially trained Metro Police Officers from the Accident Reconstruction Team. 	R5 286	R5 530	4.6%	R5 785	R6 045

	<i>Service</i>	Current Tariff	Proposed Tariff from 1 July 2025	CPI % Incr.	Propose d Tariff from 1 July 2026	Proposed Tariff from 1 July 2027
	<ul style="list-style-type: none"> These officers who are always on standby, respond to all serious accidents and have to be paid standby allowance plus overtime payment. These reconstructed accident reports are very detailed and time consuming to construct. Additional photographs should be charged for at the tariff under Item 4. 					
	<ul style="list-style-type: none"> The estimated additional income R 23 800 (2025/26), R 24 800 (2026/27) and R 26 000 (2027/28) 					
3(c)	<p>Provision of Accident Statistics drawn by the Accident Office, provided that the Chief of Police may in terms of section 79(16)(c) of the Local Government Ordinance, 1939 (Ordinance 17 of 1939) provide the statistics free of charge to an institution, organization, society, or club (including the State and Province) referred to in section 79(16)(a) or (b) of the ordinance.</p> <ul style="list-style-type: none"> The purpose of this tariff is to cover the costs involved in compiling and supplying accident statistics to professional bodies (e.g. consultants) and other individuals who 	R4 348 (per request)	R4 548 (per request)	4.6%	R4 575 (per request)	R4 749 (per request)

	<i>Service</i>	Current Tariff	Proposed Tariff from 1 July 2025	CPI % Incr.	Propose d Tariff from 1 July 2026	Proposed Tariff from 1 July 2027
	request information of this nature.					
	<ul style="list-style-type: none"> The proposal that this tariff be levied at the discretion of the Chief of Police is made because it would not always be appropriate to levy the tariff. (e.g. Provincial Government (the provider of NATIS (National Traffic Information System) which is used to compile accident statistics and Central Government) 					
	<ul style="list-style-type: none"> It is estimated that additional income from this source will be negligible 					
4	Copy of any photographs taken at the scene of an Accident <ul style="list-style-type: none"> It is estimated that additional income from this source will be negligible 	R103 (per photo)	R108 (per photo)	4.6%	R113 (per photo)	R118 (per photo)
5	Training of Traffic Officers (External Candidates) <ul style="list-style-type: none"> The estimated additional income is R176 400 (2025/26), R184 500 (2026/27) and R176 800 (2027/28). 	R20 164	R21 092	4.6%	R22 042	R23 034
6	Training of Metro Police Officers (External Candidates) <ul style="list-style-type: none"> This tariff incorporates the Traffic Officer training as well as the 	R26 262	R27 471	4.6%	R28 735	R30 028

	<i>Service</i>	Current Tariff	Proposed Tariff from 1 July 2025	CPI % Incr.	Propose d Tariff from 1 July 2026	Proposed Tariff from 1 July 2027
	<p>cost of the skills program.</p> <ul style="list-style-type: none"> ▪ The estimated additional income is, R163 500 (2025/26), R171 000 (2026/27) and R178 700 (2027/28). 					
7	<p>Traffic Metro Police Skills program (External Candidates)</p> <ul style="list-style-type: none"> ▪ The estimated additional income is, R24 900 (2025/26), R26 000 (2026/27) and R27 200 (2027/28). 	R6 038	R6 316	4.6%	R6 607	R6 905
8	<p>Authorised Officer Course (Law Enforcement) (External Candidates)</p> <ul style="list-style-type: none"> ▪ The estimated additional income is, R152 200 (2025/26) R160 000 (2026/27) and R166 300 (2027/28). 	R8 211	R8 589	4.6%	R8 984	R9 388
9	<p>Training of Traffic Wardens (Class A) (External Candidates)</p> <ul style="list-style-type: none"> ▪ The estimated additional income is, R160 000 (2025/26) R166 500 (2026/27) and R174 000 (2027/28). 	R8 211	R8 589	4.6%	R8 984	R9 388
	Verification of qualifications of MPO's	R291	R305	4.6%	R319	R333
	Usage to the shooting range	R117	R122	4.6%	R128	R134

	<i>Service</i>	Current Tariff	Proposed Tariff from 1 July 2025	CPI % Incr.	Propose d Tariff from 1 July 2026	Proposed Tariff from 1 July 2027
10	Training of Peace Officers ▪ The estimated additional income is, R147 500 (2025/26), R154 300 (2026/27) and R161 300 (2027/28).	R1 088	R1 138	4.6%	R1 190	R1 244
11	Driver Training (Defensive Driving) Candidate making use of own vehicle. Candidate making use of JMPD vehicle. ▪ The estimated additional income is, R160 000 (2025/26), R167 600 (2026/27) and R175 200 (2027/28). Other Fees for: ▪ Lost Vehicle Tag ▪ Lost appointment cards ▪ Duplicate Certificates	R4 528 R6 913 R182 R90 R182	R4 736 R7 245 R190 R91 R190	4.6% 4.8% 4.6% 4.6% 4.6%	R4 954 R7 571 R205 R95 R199	R5 177 R7 912 R215 R100 R208
12	Training Of Dog Handlers Explosives Detection Narcotics Detection Tracker Dog Handler Patrol Dog Handler	R12 074 R12 074 R5 991 R12 074	R12 630 R12 630 R6 267 R12 630	4.6% 4.6% 4.6% 4.6%	R13 211 R13 211 R6 555 R13 211	R13 806 R13 806 R6 850 R13 806

	<i>Service</i>	Current Tariff	Proposed Tariff from 1 July 2025	CPI % Incr.	Propose d Tariff from 1 July 2026	Proposed Tariff from 1 July 2027
	<ul style="list-style-type: none"> ▪ Parking Fee Proposal For the cars that are part of the filming production (more input here) 					
15	<p>Impounding of Goods</p> <ul style="list-style-type: none"> ▪ Perishable goods ▪ Non-perishable goods (including caravans, trailers, and containers) ▪ The present tariff for the impounding of perishable goods is considered adequate. The proposed tariff for non-perishable goods is in line with the proposed tariff for the impounding of vehicles (1 above). ▪ The estimated additional income is, R167 000 (2025/26), R176 000 (2026/27) and R183 900 (2027/28). 	<p>R1 932</p> <p>R3 864</p>	<p>R2 021</p> <p>R4 042</p>	<p>4.6%</p> <p>4.6%</p>	<p>R2 114</p> <p>R4 228</p>	<p>R2 209</p> <p>R4 419</p>
16	<p>Storage of Goods per 24 hours after the first 48 hours</p> <ul style="list-style-type: none"> ▪ The tariff is in line with the proposed tariff for the storage of impounded vehicles (Item 2 above). ▪ It is anticipated that additional income from this source will be negligible. 	R157	R165	4.6%	R173	R181

	<i>Service</i>	Current Tariff	Proposed Tariff from 1 July 2025	CPI % Incr.	Propose d Tariff from 1 July 2026	Proposed Tariff from 1 July 2027
17	Mass Measurement of Vehicles <ul style="list-style-type: none"> The estimated additional income R165 700 (2025/26), R174 600 (2026/27) and R182 400 (2027/28). 	R241	R252	4.6%	R264	R276
18	Funeral Escorts <ul style="list-style-type: none"> The estimated additional income R397 500 (2025/26), R418 800 (2026/27) and R437 700 (2027/28). 	R1 725	R1 804	4.6%	R1 887	R1 972

	<i>Service</i>	Current Tariff	Proposed Tariff from 1 July 2025	CPI % Incr.	Proposed Tariff from 1 July 2026	Proposed Tariff from 1 July 2027
19	Special Events Costing <ul style="list-style-type: none"> ▪ Costing of Chief Supt. Normal Rate p/h Overtime Rate p/h P/H / Sunday Rate p/h <ul style="list-style-type: none"> ▪ Costing of Supt. Normal Rate p/h Overtime Rate p/h P/H / Sunday Rate p/h <ul style="list-style-type: none"> ▪ Costing of Inspector Normal Rate p/h Overtime Rate p/h P/H / Sunday Rate p/h <ul style="list-style-type: none"> ▪ Costing of Sergeant Normal Rate p/h Overtime Rate p/h P/H / Sunday Rate p/h <ul style="list-style-type: none"> ▪ Costing of MPO Normal Rate p/h Overtime Rate p/h P/H / Sunday Rate p/h <ul style="list-style-type: none"> ▪ Costing of Aut Officer Normal Rate p/h Overtime Rate p/h P/H / Sunday Rate p/h <ul style="list-style-type: none"> ▪ Costing Driver Normal Rate p/h Overtime Rate p/h P/H / Sunday Rate p/h <ul style="list-style-type: none"> ▪ Costing Workman Normal Rate p/h Overtime Rate p/h Sunday Rate p/h <ul style="list-style-type: none"> ▪ Security ▪ Costing of Assistant Director Normal Rate p/h Overtime Rate p/h 	R456 R685 R912 R350 R525 R691 R268 R402 R535 R236 R352 R431 R228 R339 R453 R228 R339 R453 R146 R220 R292 R110 R165 R221 R456 R685 R912 R267 R400 R535	R477 R717 R954 R466 R276 R727 R280 R421 R560 R247 R368 R451 R238 R355 R474 R238 R355 R451 R153 R230 R305 R115 R173 R231 R477 R717 R954 R280 R418 R560	4.6% 4.6% 4.6% 4.6% 4.6% 4.6% 4.6% 4.6% 4.6% 4.6% 4.6% 4.6% 4.6% 4.6% 4.6% 4.6% 4.6% 4.6% 4.6% 4.6% 4.6% 4.6% 4.6% 4.6%	R499 R750 R999 R487 R289 R760 R293 R440 R586 R258 R385 R472 R249 R371 R496 R249 R371 R496 R160 R241 R319 R120 R181 R242 R499 R750 R999 R293 R437 R586	R521 R784 R1 044 R509 R302 R794 R306 R460 R612 R270 R402 R493 R260 R388 R518 R260 R388 R518 R167 R252 R333 R125 R189 R253 R521 R784 R1 044 R306 R457 R612

	Service	Current Tariff	Proposed Tariff from 1 July 2025	CPI % Incr.	Propose d Tariff from 1 July 2026	Proposed Tariff from 1 July 2027
	<p>P/H / Sunday Rate p/h</p> <ul style="list-style-type: none"> Costing of Manager Security <ul style="list-style-type: none"> Normal Rate p/h Overtime Rate p/h P/H / Sunday Rate <p>p/h</p> <ul style="list-style-type: none"> Costing of Supervisor Security <ul style="list-style-type: none"> Normal Rate p/h Overtime Rate p/h P/H / Sunday Rate <p>p/h</p> <ul style="list-style-type: none"> Costing of Security Guards <ul style="list-style-type: none"> Normal Rate p/h Overtime Rate p/h 	<p>R225 R336 R431</p> <p>R227 R340</p>	<p>R235 R352 R451</p> <p>R237 R356</p>	<p>4.6% 4.6% 4.6%</p> <p>4.6% 4.6%</p>	<p>R246 R368 R472</p> <p>R248 R372</p>	<p>R257 R385 R493</p> <p>R259 R389</p>
	<p>P/H / Sunday Rate p/h</p> <p>Special Events Costing Planning Costs:</p> <ul style="list-style-type: none"> Costing of Chief Supt. Costing of Supt. Costing of Inspector Costing of Sergeant Costing of MPO Costing of Aut. Officer <p>Special Events Costing Escort of Abnormal loads Costs:</p> <ul style="list-style-type: none"> Costing of Supt. Costing of MPO 	<p>R453</p> <p>R456 R350 R267 R236 R227 R237</p> <p>R350 R267</p>	<p>R474</p> <p>R477 R366 R279 R247 R237 R247</p> <p>R366 R279</p>	<p>4.6%</p> <p>4.6% 4.6% 4.6% 4.6% 4.6% 4.6%</p> <p>4.6% 4.6%</p>	<p>R496</p> <p>R499 R383 R292 R258 R248 R358</p> <p>R383 R292</p>	<p>R518</p> <p>R521 R400 R305 R270 R259 R374</p> <p>R400 R305</p>
	<p>Special Events Costing Vehicles Costs:</p> <ul style="list-style-type: none"> 2.5 Double Cab. 2.0 Sedan. 1.6 Sedan 1.3 Hatch Back Motor - Cycle 5 Ton Breakdown 	<p>R145 R173 R135 R76 R161 R259</p>	<p>R160 R190 R149 R84 R177 R285</p>	<p>10% 10% 10% 10% 10% 10%</p>	<p>R176 R209 R164 R93 R195 R314</p>	<p>R194 R230 R180 R102 R215 R345</p>

	<i>Service</i>	Current Tariff	Proposed Tariff from 1 July 2025	CPI % Incr.	Propose d Tariff from 1 July 2026	Proposed Tariff from 1 July 2027
	<ul style="list-style-type: none"> ▪ 3 Ton Breakdown ▪ Kombi <p>The estimated additional income is, R1 338 800 (2025/26), R1 410 500 (2026/27) and R1 473 900 (2027/28).</p>	R248 R96	R273 R106	10% 10%	R300 R117	R330 R129
NEW PROPOSED TARIFFS						
20	Firearm Training Competency	New	R6 913	4.6%	R7 231	R7 556
21	By-Laws Training	New	R1 038	4.6%	R1 086	R1 135
22	Fingerprints for Vetting	New	R250	4.6%	R262	R274
23	Traffic Officer refreshment course	New	R9 620	4.6%	R10 063	R10 516
24	Miscellaneous unit standard training	New	R1 038	4.6%	R1 086	R1 135
25	Qualification certificate	New	R250	4.6%	R262	R274
26	Certificate of Attendance	New	R200	4.6%	R209	R218
27	Break down services on National Roads	New	R5 000	4.6%	R5 230	R5 466

(10) AMENDMENT OF TARIFF OF CHARGES FOR EMERGENCY MANAGEMENT SERVICES
FOR PERIOD 1 JULY 2025 TO 30 JUNE 2026 - ANNEXURE 10

	ANNEXURES			
The following charges inclusive of VAT will be effective from the 1 July 2025				
	DESCRIPTION OF SERVICE	TARIFF 2023/24	TARIFF 2024/25	TARIFF 2025/26
1	VEHICLE AND EQUIPMENT CHARGES			
	a. Fire appliance or specialist vehicle per hour or part thereof, for any type of callout incident.	R982	R1 029	R1 076
	b. Service vehicle per hour or part thereof, for any callout incident.	R383	R401	R420
	c. Fire appliance or specialised vehicle hired out for any purpose other than incident attendance per hour or part thereof (pre-contracted and paid in advance).	R1 464	R1 534	R1 605
	d. Service vehicle hired out for any purpose other than incident attendance, per hour or part thereof (pre-contracted and paid in advance).	R423	R443	R463
	e. Equipment of a general or specialised nature hired out for any purpose other than incident attendance per hour or part thereof, per item (pre-contracted and paid in advance).	R244	R256	R268
	f. Recharging of compressed air cylinders paid in advance.	R173	R181	R189
	g. Hiring of lecture / recreation facilities per day or part thereof paid in advance.	R2 408	R2 524	R2 642
	h. Service vehicle hired out for Fire Safety – Special Event standby, per vehicle, per day. (Pre-contracted and paid in advance)	R271	R284	R297
2	PERSONNEL CHARGES			
	Fees charged for standby duties under 2a, b or d which is outside of normal working hours for non-shift workers i.e., between 16:00 and 7:30 Monday to Friday or on weekends including public holidays will be charged at 1.5 x fee listed under 2a, b or d. Where staff normally working shifts are required to attend outside of their normal shift scheduling the same principle shall apply			
	a. Officers and staff at any type of callout incident including standby duties per person, per hour or part thereof.	R460	R482	R504
	b. Officers and staff required in attendance i.r.o. hired out vehicle and / or equipment per person, per hour or part thereof (pre-contracted and paid in advanced)	R423	R443	R463
	c. Consultation fees for professional services i.r.o Disaster Management, PIER and Fire Safety per hour or part thereof	R622	R652	R682

	d. Events Medical Standby – Officers and staff required in attendance i.r.o. hired out vehicles and/or equipment per person, per hour or part thereof. (pre-contracted and paid in advance)			
	(i) Basic life support	R213	R223	R233
	(ii) Intermediate Life support	R312	R327	R342
	(iii) Advanced Life support	R543	R569	R595
	(iv) Doctor (General medical practitioner)	R867	R909	R951
	(v) Specialist Medical Practitioner	R1 219	R1 278	R1 337
	(vi) Nursing Practitioner	R516	R541	R566
3	DOCUMENTS			
	Fees payable in advance and not refundable in the event that no records are found. Requests for duplicate documentation will be charged at the same tariff as original documents.			
	a. Incident reports on request (All incident types, fire, medical special service etc. Reprint or duplicate of original as may be indicated, paid in advance)	R135	R141	R147
	b. post-incident report on request (All incident types, paid in advance). If report is less than one year	R297	R311	R325
	c. post-incident report on request (All incident types paid in advance) if report is older than one year	R806	R845	R884
	d. Provisional Fire Report requested less than one year from date of incident.	R213	R223	R233
	e. Provisional Fire Report – Requested more than year from date of incident.	R531	R556	R582

5	FLAMMABLE SUBSTANCES AND DANGEROUS GOODS –ANNUAL REGISTRATIONS	
	All fees are payable in advance	
	All registration certificates and permits are renewable annually, application for renewal should be submitted 30 days before certificate/permit expiry date and the proof of payment of the applicable fee should be submitted before certificate/permit expiry date or certificate/permit will lapse on expiry date and restoration fee will become payable.	
	All relevant application forms are available from the City of Johannesburg Emergency Services – Fire Safety Section (fire_safety@joburg.org.za)	
	If a registration certificate/permit is refused, remedial steps must be taken within 14 days by the applicant in order for the re-inspection to be free of charge and to ensure the issuing of the relevant certificate or permit. Failing which, the prescribed tariff will again be payable.	
	Premises requiring additional registrations during registered year due to alterations or additions -	
	- If more than six months is left on the current registration, no additional registration fee is payable, only the fee applicable in 7.1 will be levied for the inspection and the original expiry date will remain, or	
	- If less than six months is left on the current registration, an additional registration fee is payable based only on the new work, no fee applicable in 7.1 will be levied for the inspection but the original expiry date will remain.	
	a. Inspection and issue of Registration Certificate per premises	

		simplified tariff		
	801 - 1600 Kilolitre	"	"	"
	1601 - 2400 Kilolitre	"	"	"
	2401 - 3200 Kilolitre	"	"	"
	3201 - 4000 Kilolitre	"	"	"
	4001 - 4800 Kilolitre	"	"	"
	4801 - 6000 Kilolitre	"	"	"
	6001 - 8000 Kilolitre	"	"	"
	8001 - Kilolitre above	"	"	"
	2. Bulk liquefied Petroleum Gas (Class 0)	TARIFF 2023/24	TARIFF 2024/25	TARIFF 2025/26
	80001 Litres - and above	R4 344	R4 553	R4 762
	80001 Litres - 100 Kilolitre	Replaced with one tariff	"	
	101 - 150 Kilolitre	"	"	"
	151 - 200 Kilolitre	"	"	"
	201 - 250 Kilolitre	"	"	"
	251 - 300 Kilolitre	"	"	"
	301 - Kilolitre above	"	"	"

1.Liquefied Petroleum Gas (Class 0)	TARIFF 2023/24	TARIFF 2024/25	TARIFF 2025/26
0-500 litres (0-268Kg)	R917	R961	R1 005
501- 3000 litres (269Kg-1612Kg)	R1 106	R1 161	R1 214
3001 - 67500 litres (1613Kg - 36290Kg)	R1 491	R1 506	R1 575
67501 - 80000 litres (36291Kg - 43010Kg)	R1 706	R1 788	R1 870
0 - 800 Litres	Replaced with	"	"
	simplified tariff	"	"
801 -1200 Litres	"	"	"
1201 - 3000 Litres	"	"	"
3001- 9000 Litres	"	"	"
9001- 67500 Litres	"	"	"
67501 - 80 000 litres	"	"	"
2. Flammable Liquids (Class 1, 2, 3)	TARIFF 2023/24	TARIFF 2024/25	TARIFF 2025/26
0- 1500 Litres	R971	R1 018	R1 065
1501- 3000 Litres	R1 065	R1 116	R1 167
3001- 9000 Litres	R1 211	R1 269	R1 327
9001- 23000 Litres	R1 330	R1 394	R1 458
23001-46000 Litres	R1 523	R1 596	R1 669
46001 Litres – 170 Kilolitres	R1 697	R1 778	R1 860
3. Restoration fee			
Restoration of lapsed registration certificate - fee payable for each year, or part thereof that registration certificate was not renewed, plus current registration fees	Fee equal to 1.5 times current annual fee.	Fee equal to 1.5 times current annual fee.	Fee equal to 1.5 times current annual fee.
e. Inspection of Vehicle and issuing of Transport Permit of Hazardous Materials			
1. Truck tractor only	R587	R615	R643

3. Hazardous Substances	TARIFF 2023/24	TARIFF 2024/25	TARIFF 2025/26
0- 500 kilogram	R955	R1 001	R1 047
501-1500 Kilogram	R1 118	R1 172	R1 226
1501- 3000 Kilogram	R1 272	R1 333	R1 394
3001- 5000 Kilogram	R1 445	R1 514	R1 584
5001-9000 Kilogram	R1 648	R1 727	R1 806
9001 Kilogram and above	R1 812	R1 899	R1 986
4. Restoration fee			
Restoration of lapsed transport permit-fee payable for each year or part thereof that transport permit was not renewed plus current fees.	Fee equal to 1.5 times annual fee.	Fee equal to 1.5 times annual fee.	Fee equal to 1.5 times annual fee.
5. Duplicate certificate			
Issuing of duplicate certificate or permit and change of details not requiring re-inspection.	R191	R200	R209
DESCRIPTION OF SERVICE		CONDITIONS	
6 SUPPORTING OF PLANS			
All fees are payable in advance			
Flammable liquids and Hazardous substances plan fees will be payable for each assessment. (i.e., Where plans are not supported, the prescribed fees will again become payable)			
All supported flammable liquid plans qualify for 2 initial inspections to a maximum of 2 hours total, this may be spread over a maximum of 2 inspections, and thereafter inspection fees as per 7.1 will be applicable.			
Building plan fees include consultations and inspections to a maximum of the number of hours in total as indicated, thereafter Consultations and Inspection Fees as per 7.1 will be applicable.			
a. Flammable Liquids and Hazardous Substances			

1.Liquefied Petroleum Gas (Class 0)	TARIFF 2023/24	TARIFF 2024/25	TARIFF 2025/26
0- 800 Litres	R193	R202	R211
801- 1200 Litres	R290	R304	R318
1201- 3000 Litres	R367	R385	R403
3001- 9000 Litres	R559	R586	R613
9001- 67500 Litres	R654	R685	R717
67501Litres- and above	R622	R652	R682
2. Flammable Liquids (Class 1, 2, 3)			
0- 1500 Litres	R193	R202	R211
1501- 3000 Litres	R290	R304	R318
3001-9000 Litres	R367	R385	R403
9001- 23000 Litres	R473	R496	R519
23001- 46000 Litres	R559	R586	R613
46001 Litres - and above	R654	R683	R714
3. Flammable Liquid Store and Spray Booth / Spray Room	R 3.71per ^{m2}	R 3.89per ^{m2}	R 4.07per ^{m2}
Minimum fee applicable to 6. a.3	R591	R620	R649
4. Site layout – piping only.	R423	R443	R463
b. Rational Designs and Building Plans			
1.Building Plans (Including rational design and assessments)	TARIFF 2023/24	TARIFF 2024/25	TARIFF 2025/26
a. 1- 10000 ^{m2} (including 2 hrs consultations/inspections)	R 3.90 per ^{m2}	R 4.09per ^{m2}	R 4.28per ^{m2}
b. 10001- 15000 ^{m2} (including 2 hrs consultations/inspections)	R3.32 per ^{m2}	R 3.48per ^{m2}	R 3.64per ^{m2}
c. 15001- 20000 ^{m2} (including 2hrs consultations/inspections)	R2.73per ^{m2}	R2.86 per ^{m2}	R2.99 per ^{m2}
d. 20001- 25000 ^{m2} (Including 3 hrs consultations/Inspections)	R2.69 per ^{m2}	R2.82 per ^{m2}	R2.95per ^{m2}
e. 25001- 30000 ^{m2} (including 3 hrs consultations/inspections)	R2.53 per ^{m2}	R2.65 per ^{m2}	R2.77per ^{m2}
f. 30001- 35000 ^{m2} (including 3 hrs consultations/inspections)	R2.36 per ^{m2}	R2.47 per ^{m2}	R2.58per ^{m2}

1.Liquefied Petroleum Gas (Class 0)	TARIFF 2023/24	TARIFF 2024/25	TARIFF 2025/26
0- 800 Litres	R193	R202	R211
801- 1200 Litres	R290	R304	R318
1201- 3000 Litres	R367	R385	R403
3001- 9000 Litres	R559	R586	R613
9001- 67500 Litres	R654	R685	R717
67501Litres- and above	R622	R652	R682
2. Flammable Liquids (Class 1, 2, 3)			
0- 1500 Litres	R193	R202	R211
1501- 3000 Litres	R290	R304	R318
3001-9000 Litres	R367	R385	R403
9001- 23000 Litres	R473	R496	R519
23001- 46000 Litres	R559	R586	R613
46001 Litres - and above	R654	R683	R714
3. Flammable Liquid Store and Spray Booth / Spray Room	R 3.71per ^{m2}	R 3.89per ^{m2}	R 4.07per ^{m2}
Minimum fee applicable to 6. a.3	R591	R620	R649
4. Site layout – piping only.	R423	R443	R463
b. Rational Designs and Building Plans			
1.Building Plans (Including rational design and assessments)	TARIFF 2023/24	TARIFF 2024/25	TARIFF 2025/26
a. 1- 10000 ^{m2} (including 2 hrs consultations/inspections)	R 3.90 per ^{m2}	R 4.09per ^{m2}	R 4.28per ^{m2}
b. 10001- 15000 ^{m2} (including 2 hrs consultations/inspections)	R3.32 per ^{m2}	R 3.48per ^{m2}	R 3.64per ^{m2}
c. 15001- 20000 ^{m2} (including 2hrs consultations/inspections)	R2.73per ^{m2}	R2.86 per ^{m2}	R2.99 per ^{m2}
d. 20001- 25000 ^{m2} (Including 3 hrs consultations/Inspections)	R2.69 per ^{m2}	R2.82 per ^{m2}	R2.95per ^{m2}
e. 25001- 30000 ^{m2} (including 3 hrs consultations/inspections)	R2.53 per ^{m2}	R2.65 per ^{m2}	R2.77per ^{m2}
f. 30001- 35000 ^{m2} (including 3 hrs consultations/inspections)	R2.36 per ^{m2}	R2.47 per ^{m2}	R2.58per ^{m2}

j. 50001- and above ^{m2} (including 4hrs consultations/ inspections)	R1.37 per ^{m2}	R1.44 per ^{m2}	R1.51per ^{m2}
k. Minimum fee applicable to 6. b.1	R545	R571	R597
	TARIFF 2023/24	TARIFF 2024/25	TARIFF 2025/26
a. 1- 10000 ^{m2}	Tariffs now	Tariffs now	Tariffs now
	included above	included above	included above
b. 10001- 15000 ^{m2}	"	"	"
c. 15001- 20000 ^{m2}	"	"	"
d. 20001- 25000 ^{m2}	"	"	"
e. 25001- 30000 ^{m2}	"	"	"
f. 30001- 35000 ^{m2}	"	"	"
g. 35001- 40000 ^{m2}	"	"	"
h. 40001- 45000 ^{m2}	"	"	"
i. 45001- 50000 ^{m2}	"	"	"
j. 50001- and above ^{m2}	"	"	"
2. Site Development Plan	R403	R422	R441
3. Partition Layout Plan or addendum per Floor or Tenant	R403	R422	R441
4.Assessment of additional sets as previously supported	TARIFF 2023/24	TARIFF 2024/25	TARIFF 2025/26
a. Building Plans	R1 020	R1 067	R1 116
b. Rational Design	R1 483	R1 554	R1 625

5. Consultancy fees- discussions rate per hour or part thereof	Conditions		
All fees are payable in advance. Where uncertainty exist regarding the time required for the consult, an initial fee for 1 hour will be levied, any additional fees will be payable before the release of any certificate/permit/letter.			
	TARIFF 2023/24	TARIFF 2024/25	TARIFF 2025/26
a. Building Plans, Rational Design, Site Development plans, etc.	R622	R652	R682
b. Rational Design	Combined above	Combined above	Combined above
c. Site Development	Combined above	Combined above	Combined above

6. Charges for inspection (rate per hour or part thereof)	Conditions		
All fees are payable in advance. Where uncertainty exist regarding the time required for the inspection, an initial fee for 1 hour will be levied, any additional fees will be payable before the release of any certificate/permit/letter.			
Where requirements are given, remedial steps must be taken within 14 days by the applicant for the re-inspection to be free of charge and to ensure the issuing of the relevant certificate/permit/letter. Failing which, the prescribed tariffs will again be payable.			
7.1 Inspection (Per hour or part thereof)	TARIFF 2023/24	TARIFF 2024/25	TARIFF 2025/26
a. All requested inspections relating to General work, Fireworks display or storage, Health or Business permits, Storage and use of Flammable substances and Dangerous Goods internal or external not dealt with otherwise, Fire Clearances and Certificates of Fitness etc.	R424	R444	R464
a. General inspection requested	Tariff replaced by	Tariff replaced by	Tariff replaced by
	one tariff above	one tariff above	one tariff above
b. Fire Works Display / Storage	"	"	"
c. Fire safety compliance for business licence application	"	"	"
d. Fire safety compliance for Health permit application	"	"	"
e. Warehouses / storage of dangerous goods internal or external	"	"	"
f. Flammable substance and dangerous goods.	"	"	"
g. Certificate of fitness – Event venue	"	"	"
7.2 Additional Inspection (Rate per hour or part thereof)			
a. General Inspection	"	"	"
b. Fire Works Display / Storage	"	"	"
c. Business Licences	"	"	"
d. Health permit	"	"	"
e. Warehouse / Storage of Dangerous Goods Internal or External	"	"	"
f. Flammable substance and Dangerous Goods	"	"	"
g. Certificate of fitness – Event venue	"	"	"

8. Permission to hold event/ Event certificate of fitness- Permanent and Temporary Structure			
a. public attendance			
1 - 1000	R751	R787	R823
1001 - 5000	R992	R1 040	R1 088
5001 - 10000	R1 253	R1 313	R1 373
10001 - 30000	R1 503	R1 575	R1 647
30001 - 50000	R1 753	R1 837	R1 922
50001 - 100000	R2 005	R2 102	R2 199
100001 - and above	R2 504	R2 624	R2 745
9. Duplicate certificate			
Issuing of duplicate certificate, permit, letter or change of details not requiring re-inspection for work charged for according to 7.1 or 8	R191	R200	R209
DESCRIPTION OF SERVICE	TARIFF 2023/24	TARIFF 2024/25	TARIFF 2025/26
7 TRAINING ACADEMY			
1. Item / Course			
1.1. Fire extinguisher course	R734	R770	R805
1.2. One day course	R1 186	R1 243	R1 300
1.3. One day premium course	R1 927	R2 019	R2 112
1.4. 3-day course	R1 504	R1 576	R1 648
1.5. 3 Day premium course	R2 228	R2 335	R2 442
1.6. Fire Marshal course	R1 504	R1 576	R1 648
1.7. Fire Marshal premium course	R2 228	R2 335	R2 442
1.8. Fire officer 1	R2 542	R2 664	R2 787
1.9. Forty-hour course unspecified	R1 801	R1 887	R1 974
1.10. Fire-fighter one	R16 451	R17 241	R18 034
1.11. Fire-fighter two	R8 940	R9 369	R9 800
1.12. Fire Instructor 1	R4 806	R5 036	R5 268
1.13. First aid level 1	R1 637	R1 716	R1 795
1.14. First aid level 1 premium	R2 503	R2 623	R2 744
1.15. First aid level 2	R1 830	R1 918	R2 006
1.16. First aid level 2 premium	R2 536	R2 658	R2 780
1.17. First aid level 3	R4 431	R4 643	R4 857
1.18. Occupational health and safety representative	R1 637	R1 716	R1 795

1.19. Occupational health and safety representative premium	R2 353	R2 466	R2 579
1.20. Occupational health and safety legislative	R2 311	R2 422	R2 533
1.21. HIRA	R1 857	R1 946	R2 036
1.22. HIRA premium	R2 715	R2 845	R2 976
1.23. HIV in the workplace	R1 637	R1 716	R1 795
1.24. First aid refresher course	R1 186	R1 243	R1 300
1.25. Basic ambulance assistant refresher course	R4 431	R4 644	R4 858
1.26. Intermediate life support refresher course	R4 431	R4 644	R4 858
1.27. Advanced life support paramedic refresher course	R4 431	R4 644	R4 858
1.28. Aviation health care provider course	R1 801	R1 887	R2 729
1.29. Self-contained breathing apparatus	R9 295	R9 741	R10 189
1.30. Hazmat operations course	R5 307	R5 562	R5 818
1.31. Hazmat Technician	R15 412	R16 151	R16 894
1.32. Hazmat Awareness	R1 801	R1 887	R2 729
1.33. Pumps course	R9 535	R9 993	R10 453
1.34. Aerial appl course	R10 935	R11 460	R11 987
1.35. Incident command course	R1 525	R1 598	R1 662
1.36. High angle 1 course	R3 264	R3 421	R3 578
1.37. High angle 2 course	R5 530	R5 795	R6 062
1.38. Introduction to motor vehicle rescue course	R1 252	R1 312	R1 372
1.39. Motor vehicle rescue course	R5 171	R5 419	R5 668
1.40. Confined space rescue course	R2 691	R2 820	R2 950
1.41. Industrial & Agric rescue	R1 397	R1 464	R1 531
1.42. Trench collapse course	R5 595	R5 865	R6 135
1.43. Skippers' licences - category R	R2 311	R2 422	R2 533
1.44. Structural collapse course	R20 535	R21 520	R22 510
1.45. Swift water rescue course	R6 018	R6 307	R6 597
1.46. Driver training course	R7 014	R7 351	R7 869
1.47. Emergency Evacuation	R1 504	R1 576	R1 648

2. Request of Information			
a. Duplicate certificate on request. (All certificates issued departmentally, accredited training, all general certificates or permits, paid in advance)	R312	R327	R342
DESCRIPTION OF SERVICE	Conditions		

8	General application principles	
	8.1 Rebate	
	8.1.1 If the service is utilised for a building used exclusively for residential purposes, (H4 only) the Executive Head may, in his / her sole discretion, limit the total amount payable in respect of 1(a), (b), 2(a), 3(a), & (b), to the maximum of R 3000,00. In addition, that further discretion, be exercised where the informal or poor areas are concerned and have the authority to cancel or reduce an account where such request is received.	
	8.1.2 The fees payable in terms of 1(a), (b), 2(a), 3(a) & (b) do not apply to veldt fires on vacant erven within the area of Jurisdiction	
	8.1.3 The fees payable in terms of 1(a), (b), 2(a), 3(a) & (b) apply neither to Humanitarian services, Extrication rescue, General rescue nor Animal rescue, except where extrication rescue cost on National roads can reasonably be recovered from National Department of Transport.	
	8.2 exclusions	
	8.2.1 In some instances a Fire Service is rendered by means of exhibits and parades at various Institutions and functions. These services are in most cases regarded as promotion, awareness, and training, thus not charged for.	
	8.2.2 Joint exercises with other Emergency Services / Institutions are not charged.	
	8.2.3 Incident reports, post-fire inspection reports, cause determination reports or generic inspection reports, requested and supplied to Government agencies will not be charged the tariff in terms of 3(a) -(f).	
	8.3 hiring out of vehicle / equipment	
	8.3.1 The Executive Head may make vehicle / equipment available for hire under condition that if required elsewhere, such vehicle / equipment be withdrawn forthwith	
	8.3.2 The tariff under 1(c), (d), (e) & 2 (b) be paid advance before making such equipment available.	
	8.3.3 That the prescribed indemnity etc be completed and signed.	

DESCRIPTION OF SERVICE	Conditions		
General application principles			
8.4 documentation / information			
8.4.1 All duplicate certificate requests payable in advance.			
8.5 general			
8.5.1 All time and tariff calculations are taken from time of departure to time of return.			
8.5.2 Discretionary or authority exercise, if any, in terms of 9.1.1 & 9.2.1 be reported to council quarterly.			
8.5.3 Training: All courses, which are five days and longer, candidates to pay extra books and hand-outs.			
8.5.4 Extra fees for the following:	TARIFF 2023/24	TARIFF 2024/25	TARIFF 2025/26
a. Breakfast	R61	R64	R67
b. Lunch	R122	R128	R134
c. Tea / Coffee	R22	R23	R24
8.5.5 Refunds for fees already paid for are subject to the approval of the Executive head.			
8.5.6 Any unspecified or new training courses will be based on the market related tariffs subject to approval of the Executive Head.			
8.5.7 Inspect of 1(c) above this service is subject to the approval of the Executive Head.			

(11) AMENDMENT OF TARIFF OF CHARGES IN RESPECT OF RENTALS FOR COUNCIL OWNED RESIDENTIAL STOCK ADMINISTERED BY THE HOUSING DEPARTMENT IN THE CITY FOR PERIOD 1 JULY 2025 TO 30 JUNE 2026 - ANNEXURE 11

In terms of Sections 17(3)(a)(ii) and 22(a)(i) and (ii) of the Local Government: Municipal Finance Management Act, 2003 (Act 56 of 2003) and Sections 21(1) and (3), 21A and 75A(3) and (4) of the Local Government: Municipal Systems Act, 2000 (Act 32 of 2000) as amended, it is hereby notified that the City of Johannesburg has, in terms of Sections 11(3)(i) and 75A(1) and (2) of the Local Government: Municipal Systems Act, 2000 (Act 32 of 2000) as amended, read with Section 24(2)(c)(ii) of the Local Government: Municipal Finance Management Act, 2003 (Act 56 of 2003), determined its rental tariffs in respect of rentals and charges for Council owned residential stock administered by the City's Department of Human Settlements with effect from 1 July 2025.

Rental Tariffs Charges					
Rental tariffs for Housing		2024/2025	2025/2026	2026/2027	2027/2028
	Typology	Current	Proposed	Proposed	Proposed
		5.30%	4.60%	4.60%	4.50%
Old Age retirement Home	Single Unit	217	227	237	248
	Share facility				
	Double Unit	435	455	476	497
	Other Typologies	Current	Proposed	Proposed	Proposed
		5.30%	4.60%	4.60%	4.50%
Flats	Bachelor	432	452	473	494
	1 Bedroom	740	774	810	846
	2 Bedroom	760	795	832	869
	3 Bedroom	928	971	1015	1061
Duplex flats	1 Bedroom	767	802	839	877
	2 Bedroom	788	824	862	901
	3 Bedroom	1396	1460	1527	1596
Row Houses	1 Bedroom	767	802	839	877
	2 Bedroom	788	824	862	901

	3 Bedroom	1396	1460	1527	1596
Free Standing Row Houses	2 Bedroom	788	824	862	901
	3 Bedroom	1396	1460	1527	1596
Public Hostels	1 Bed	88	92	96	101
	Family units	495	518	542	566
MBV, Moth and Old, Perm building	1 Bed	176	184	193	201
Staff Hostels family units	1 Bedroom	1679	1756	1837	1920
	2 Bedroom	2198	2299	2405	2513
	3 Bedroom	2458	2571	2689	2810
Staff Hostels: Bed	Single Bed	1401	1465	1533	1602

(12) AMENDMENT OF TARIFF OF CHARGES IN RESPECT OF RENTALS FOR COUNCIL OWNED RESIDENTIAL STOCK ADMINISTERED BY THE JOHANNESBURG SOCIAL HOUSING COMPANY FOR PERIOD 1 JULY 2025 TO 30 JUNE 2026 - ANNEXURE 12

Rental/Tariffs for JOSHCO 2025/26 to 2028		Rounded off to the nearest 100			
		Current	4,5 % Increase	5 % Increase	5 % Increase
Estate Details	Typology	2024/2025	2025/2026	2026/2027	2027/2028
Kliptown Square					
Subsidized (income of R1850 - R15000)	Bachelor	1100	1200	1300	1300
	1 Bedroom	1500	1500	1600	1700
	2 Bedroom	2200	2300	2400	2500
Unsubsidized (income above R22000)					
	2 Bedroom Loft (New Tenants & Existing Unsubsidised)	4200	4300	4600	4800
	Live Work	5000	5200	5500	5800
Kliptown Golf Course (Levy)					
	1 Bedroom Duplex	400	500	500	500
	1 Bedroom Simplex	500	500	600	600
	2 Bedroom Duplex	600	700	700	700
	2 Bedroom Simplex	600	700	700	700
	2 Bedroom Duplex Loft	900	900	1000	1000
City Deep Hostel (Converted units)					
	1 Bedroom	1700	1700	1800	1900
	2 Bedroom	1900	2000	2100	2200
	3 Bedroom	2800	2900	3100	3200
City Deep Flats					
	Bachelor	1100	1200	1300	1300
	1 Bedroom	1500	1500	1600	1700
	2 Bedroom	1900	2000	2100	2200

	3 Bedroom	3700	3900	4100	4300
City Deep Greenfields(New)					
Income (R1850 - R6700)	1 Bedroom	900	1000	1000	1100
Income (R6701 - R22000)	2 Bedroom	2400	2500	2600	2800
Communal Room					
	COJ Employee (Subsidised Bed)	900	1000	1000	1100
	Unsubsidised Bed (Hostels)	500	500	600	600
Chelsea					
	Room	900	1000	1000	1100
	Double Room	1500	1500	1600	1700
Roodepoort					
Income (R1850 - R6700)	1 Bedroom	900	1000	1000	1100
Income (R6701 - R22000)	2 Bedroom	1400	1400	1500	1600
Pennyville					
Per Unit	3 Rooms	900	1000	1000	1100
Per Unit (COJ Hostel Employees)	3 Rooms	900	1000	1000	1100
Per Room 3 Families Sharing	Room	400	400	500	500
Per Room 2 Families Sharing	Room	300	300	300	400
Family Unit	2 Bedroom Flat	1900	2000	2100	2200
Alexandra Far East Bank					
	Room	600	700	700	700
Creche	Creche	4800	5000	5200	5500
La Rosabel					
	Room	900	1000	1000	1100
Bellavista New					
	2 Bedroom	4000	4100	4300	4600
Citrene Court					
	2 Bedroom Flat	4000	4100	4300	4600

	3 Bedroom Flat	4600	4800	5000	5300
Orlando Converted					
	1 Bedroom	1400	1400	1500	1600
	2 Bedroom	2300	2400	2500	2600
Orlando (Phase 2)					
	2 Bedroom	1900	2000	2100	2200
	1 Bedroom	1500	1500	1600	1700
	Bachelor	1100	1200	1300	1300
Europa House					
	Rooms	900	1000	1000	1100
Raschers					
	Room	400	400	500	500
	Double Room	1600	1600	1700	1800
Antea Converted Units					
	Bachelor	1100	1200	1300	1300
	1 Bedroom	1500	1500	1600	1700
	2 Bedroom	1900	2000	2100	2200
	3 Bedroom	3100	3300	3400	3600
	Rooms	900	1000	1000	1100
	Day Care Centre	2000	2100	2200	2300
MBV					
	Room	900	1000	1000	1100
AA House					
	Rooms	900	1000	1000	1100
	Bachelor Flat	1100	1200	1300	1300
	1 Bedrooms Flat	1500	1500	1600	1700
	2 Bedroom Flat	1900	2000	2100	2200
Fleurhof					
	1 Bedroom	900	1000	1000	1100
	2 Bedroom	2200	2300	2400	2500
Fleurhof Riverside					
	1 Bedroom	900	1000	1000	1100
	2 Bedroom	2200	2300	2400	2500
Selby Hostel					
	1 Bedroom	1500	1500	1600	1700
	2 Bedroom	1900	2000	2100	2200

	Rooms	900	1000	1000	1100
Public Hostels					
	2 Bedroom (Income Below R4500)	750	750	750	750
Klipsruit Hostel					
	Communal Beds (Joburg Water)	400	400	500	500
	Communal Beds (City Parks)	800	900	900	1000
Hoek Street					
	Room	900	1000	1000	1100
Phoenix house	room	900	1000	1000	1100
Devland					
Income (R1850 - R6700)	1 bedroom	700	800	800	800
Income (R6701 - R22000)	2 bedroom	1400	1400	1500	1600
		1900	2000	2100	2200
Turfontein					
Income (R1850 - R6700)	1bed	900	1000	1000	1100
Income (R6701 - R22000)	2 bedroom	1700	1700	1800	1900
	communal	700	800	800	800
	2 bedroom Deluxe	2400	2500	2600	2800
Textile Building 125 kerk street					
	bachelor	1100	1200	1300	1300
	1 bedroom	1500	1500	1600	1700
	2 bedroom	1900	2000	2100	2200
Diamond Building 123 Kerk street					
	bachelor	1100	1200	1300	1300
	1 bedroom	1500	1500	1600	1700
	2 bedroom	1900	2000	2100	2200

Dobsonville					
Income (R1850 - R6700)	1 Bedroom	900	900	1000	1000
	2 Bedroom	1900	2000	2100	2200
80 Plein Street					
Subsidized (income R1850 - R22000) = 210 units	1 Bedroom	1500	1500	1600	1700
	2 Bedroom	1900	2000	2100	2200
Unsubsidized (income above R22000 for city units)	Room	900	1000	1000	1100
	Bachelor	1100	1200	1300	1300
Riverside View					
	Bachelor	900	1300	1300	1400
	2 Bedroom	1100	2600	2700	2900

Lufhereng Housing Project					
Income (R1850-6700)	1 bedroom	1200	1300	1300	1400
Income (R6701-22000)	2 Bedroom	2500	2600	2700	2900
106 Claim Street					
	Bachelor	1200	1200	1300	1300
	1 bedroom	2600	1500	1600	1700
Abel Street (The Ridge)					
	Bachelor	1200	1200	1300	1300
	1 bedroom	2600	1500	1600	1700
	Creche	2600	3700	3800	4000
Durban Street					
	Bachelor	1200	1200	1300	1300
Legae Roodepoort					
Income (R1850-6700)	1 bedroom	1200	1300	1300	1400
Income (R6701-22000)	2 Bedroom	2500	2600	2700	2900
PARKING SPACES					
80 Plein Street	Basemet	200	200	200	200
Hoek Street	Basemet	200	200	200	200
Kliptown Square	Open Parking	150	150	150	150
Roodepoort	Open Parking	150	150	150	150

Antea Hostel	Open Parking	150	150	150	150
City Deep	Open Parking	150	150	150	150
Fleurhof	Open Parking	150	150	150	150
Fleurhof Riverside	Open Parking	200	200	200	200
AA House	Basemet	200	200	200	200
Selby Village	Open Parking	150	150	150	150
Orlando Ekhaya	Open Parking	150	150	150	150
Turfontein	Open Parking	150	150	150	150
Dobsonville	Undercover	200	200	200	200
	Open Parking	150	150	150	150
COMMERCIAL TENANTING					
Union Square Commercial Spaces					
	Shop 1	7100	7500	8000	8500
	Shop 2	11200	11900	12600	13400
	Shop 3	13100	13900	14800	15700
	Shop 4	9600	10200	10800	11500
	Shop 5	5500	5800	6200	6600
	Shop 6	7100	7500	8000	8500
	Shop 7	8300	8800	9300	9800
	Shop 8	5700	6100	6400	6800
	Shop 9	5300	5600	6000	6300
	Shop 10	54600	57900	61300	65000
Booyens Place					
	Office 22	13100	13900	14800	15700
	Shop 102	9600	10200	10800	11500
	Shop 104	5500	5800	6200	6600
	Shop 105	7100	7500	8000	8500
	Shop 106	8300	8800	9300	9800
	Shop 107	5700	6100	6400	6800
	Shop 108	5300	5600	6000	6300
	Shop 109	54600	57900	61300	65000
	Shop 110	6100	6500	6900	7300
	Shop 112	6500	6900	7300	7700

NBS					
	Storage Basement	17800	18900	20000	21200
	Shop 1	55000	58300	61800	65500
	Shop 2	1900	2000	2100	2300
	Shop 3	62600	66400	70400	74600
	Shop 4	23500	24900	26400	28000
	Shop 5 (antenna)	11800	12500	13200	14000
	Shop 6 (antenna)	11800	12500	13200	14000
Raschers					
	Shop 1	4800	5100	5400	5700
	Shop 2	10700	11300	12000	12800
	Shop 3	10900	11600	12300	13000
	Shop 4	6600	7000	7400	7800
23 Kerk Street					
	Shop 1	8400	8900	9400	10000
	Shop 2	8000	8500	9000	9500
	Shop 3	8400	8900	9400	10000
25 Kerk Street (Textile)					
	Shop 1	3500	3700	3900	4200
	Shop 2	15800	16700	17700	18800
	Shop 3	13700	14500	15400	16300
	Shop 4	13600	14400	15200	16200
	Shop 5	20100	21300	22600	24000
	Shop 6	5200	5500	5800	6200
	Shop 7	5200	5500	5800	6200
	Shop 8	26700	28300	30000	31800
	Outdoor Advert Site	17100	18100	19200	20300

16 Wolmarans (283)					
	Shop 01	7600	8100	8600	9100
	Shop 2	9000	9600	10100	10700
	Shop 03	9800	10300	11000	11600

	Shop 04 (student TV Room)	0	0	0	0
	Shop 05	9500	10100	10700	11400
AA House Retail					
	Shop 1	6100	6500	6900	7300
	Shop 2	8200	8700	9200	9700
	Shop 3	10600	11200	11900	12600
	Shop 4	11000	11700	12400	13100
	Shop 5	19000	20100	21300	22600
	Shop 6	7300	7800	8200	8700
	Shop 7	9500	10100	10700	11400
	Shop 8	10600	11200	11900	12600
	Shop 9	10600	11200	11900	12600
	Shop 10	11000	11700	12400	13100
	Shop 11	8200	8700	9200	9700
PENSIONERS					
All Pensioners at SHRA and City own Projects	Pensioners who are already tenants	500	500	500	600

(13) AMENDMENT OF TARIFF OF CHARGES IN RESPECT OF METROPOLITAN BUS SERVICES FARES FOR THE PERIOD 01 JULY 2025 TO 30 JUNE 2026- ANNEXURE 13

In terms of Sections 17(3)(a)(ii) and 22(a)(i) and (ii) of the Local Government: Municipal Finance Management Act, 2003 (Act 56 of 2003) and Sections 21(1) and (3), 21A and 75A(3) and (4) of the Local Government: Municipal Systems Act, 2000 (Act 32 of 2000) as amended, it is hereby notified that the City of Johannesburg has, in terms of Sections 11(3)(i) and 75A(1) and (2) of the Local Government: Municipal Systems Act, 2000 (Act 32 of 2000) as amended, read with Section 24(2)(c)(ii) of the Local Government: Municipal Financial Management Act, 2003 (Act 56 of 2003), amended its Tariff of Charges for Johannesburg Metropolitan Bus Services METROBUS Fares with effect on 1 July 2025.

Change on fare structure from zonal to distance based

Number	Zone	Distance
1	Zone 1	Less than 5km
2	Zone 2	Between 5.1km to 10km
3	Zone 3	Between 10.1km to 15km
4	Zone 4	Between 15.1km to 20km
5	Zone 5	Between 20.1km to 25km
6	Zone 6	Between 25.1km to 30km
7	Zone 7	Between 30.1km to 35km
8	Zone 8	Between 35.1km to 40km

Current fares (2024/25), Proposed fares (2025/26) and stored value

Distance	Fares 2024/25	Proposed fares 2025/26	Stored value 2025/26
Less than 5km	R11.70	R12.20	R15.30
Between 5.1km to 10km	R13.73	R14.40	R17.90
Between 10.1km to 15km	R16.54	R17.30	R21.70
Between 15.1km to 20km	R19.90	R20.80	R26.10
Between 20.1km to 25km	R23.03	R24.10	R29.50
Between 25.1km to 30km	R24.75	R25.90	R31.8
Between 30.1km to 35km	R27.14	R28.40	R34.4
Between 35.1km to 40km	R29.20	R30.50	R37.5

Percentage discount applicable to concession cards holders

Description	Discount Applicable	Discount Proposed
Adult	–	–
People with disability	50% off the adult price tag	50% off the adult price tag
Pensioners	86% off the adult price tag	50% off the adult price tag
Scholars	30% off the adult price tag	30% off the adult price tag
Metrobus Employees	15% off the adult price tag	100% off using the Metrobus staff card
Law Enforcement officers (SAPS, SANDF, JMPD)	100% off the adult price tag	100% off using the SAPS, SANDF, JMPD staff card
City of Johannesburg Employees	–	30% off using the City of Johannesburg staff card

Penalty fee, Penalty from inspection and smart card price

Description	Price
Penalty	R30.50
Penalty at inspection	R200
Smart card	R40

(14) AMENDMENT OF TARIFF OF CHARGES IN RESPECT OF REA VAYA BRT FARES FOR PERIOD 1 JULY 2025 TO 30 JUNE 2026 - ANNEXURE 14

In terms of Sections 17(3)(a)(ii) and 22(a)(i) and (ii) of the Local Government: Municipal Finance Management Act, 2003 (Act 56 of 2003) and Sections 21(1) and (3), 21A and 75A(3) and (4) of the Local Government: Municipal Systems Act, 2000 (Act 32 of 2000) as amended, it is hereby notified that the City of Johannesburg has, in terms of Sections 11(3)(i) and 75A(1) and (2) of the Local Government: Municipal Systems Act, 2000 (Act 32 of 2000) as amended, read with Section 24(2)(c)(ii) of the Local Government: Municipal Financial Management Act, 2003 (Act 56 of 2003), amended its Tariff of Charges for Rea Vaya BRT Fares with effect on 1 July 2025.

Proposed 2025/26 non-frequent user fares

Rea Vaya Journey Length	2025/26 Proposed Fares	
	Peak Fares	Off Peak Fares
Less than 5km (Minimum Fare)	R11.00	R9.90
More than 5km but less than and equals to 10km	R14.00	R12.60
More than 10km but less than and equals to 15km	R16.50	R14.85
More than 15km but less than and equals to 25km	R19.00	R17.10
More the 25km but less than 35km	R21.00	R18.90
More than 35km but less than 45km	R22.00	R19.80
More than 45km (Maximum fare)	R28.00	R25.20

Proposed 2025/26 penalty fees

Type of Penalty	Fee
Penalty from transaction	R30.00
Penalty from inspection	R110.00

Proposed 2025/26 fare media fees

Type of card	Fee
Occasional users – one trip card	R30.00
Events occasional users – two trip cards	R60.00
Cipurse card	R40.00
QR Code for Single Use	R30.00
QR Code Event pass	R60.00

(15) AMENDMENT OF TARIFFS OF CHARGES FOR ENVIRONMENTAL HEALTH SERVICES
FOR PERIOD 1 JULY 2025 TO 30 JUNE 2026 - ANNEXURE 15

In terms of Sections 17(3)(a)(ii) and 22(a)(i) and (ii) of the Local Government : Municipal Finance Management Act, 2003, (Act 56 of 2003) and Sections 21, 21A (1) and 75A(3)(a)(b) and (c) of the Local Government Municipal Systems Act, 2000 (Act 32 of 2000) as amended, it is hereby notified that the City of Johannesburg has in terms of Sections 11(3)(i) and 75A(1) and (2) of the Local Government: Municipal Systems Act 2000 (Act 32 of 2000), as amended, read with Section 24(2)(c)(ii) of the Local Government : Municipal Finance Management Act, 2003 (Act 56 of 2003), amended its Tariffs of Charges for Environmental Health Services with effect from 1 July 2025.

The following charges shall be effective from 1 July 2025.

Service	Recommended Tariff
1 Application to conduct a business of:	R
(a) Food from a fixed premises	1,115,75
(b) Vending Food	359,24
(c) Escort agencies, night clubs, massage parlours and adult clubs	5,545,48
(d) Other licences in terms of Schedule 1 of the Act	1,115,75
2 Issuing of a duplicate licence	188,95
3 The provision of reasons by the Licensing Authority	359,24

Service	Recommended Tariff
4 Amendment of a License issued	188.95
5 Amendment of a condition on the endorsements to an issued licence	255.74
6 Copies of a document per page (A4)	2.56
7 Re-inspection of a food premises for the removal of a prohibition	1,774.40
8 Issuing of an export certificate for foodstuffs	1,774.40
9 Sampling and analysis of Bore-holes intended for human consumption	1,774.40
10 Sampling and analysis of a communal swimming pool	703.00
11 Issuing of a permit for a service to remove human excrement	1,084.76
12 Issuing of a permit for the installation of a sewer works	1,084.76
13 Issuing of a permit for the conducting of an offensive trade	1,084.76
14 Issuing of a permit for the conducting of a hairdressing, beauty and/or cosmetology service	1,084.76
15 Issuing of a permit for the conducting of an informal hairdressing, beauty and/or cosmetology service	359,24
16 Issuing of a permit to conduct an accommodation establishment	1,832.57
17 Issuing of a permit to conduct a nursing home used for maternity, medical and surgical purposes	4,560.84
18 Issuing of a permit to conduct a child care service	1,084.76
19 Issuing of a permit for the keeping of poultry	1,084.76

Service	Recommended Tariff
20 Issuing of a permit for the keeping of rabbits	1,084.76
21 Issuing of a permit to conduct a dog kennel or cattery	1,084.76
22 Issuing of a permit to keep a dangerous animal	1,084.76
23 Issuing of a permit to keep bees	1,084.76
24 Issuing of a permit to conduct a Children's Home	1,084.76
25 Impoundment of Cattle, Horses, Mules, Donkeys and other large Animals	425.32
26 Impoundment of Dogs, cats and other small pets	226.65
27 Impoundment of Goats, Sheep and other similar sized Animals	336.94
28 Impoundment of Pigs	272,70
29 Impoundment of Poultry	175,75
30 Impoundment of Wild Animals	418,15
31 Daily Holding Tariff for Cattle, Horses, Mules, Donkeys and other large Animals	161,15
32 Daily Holding Tariff for Dogs, Cats and other small Pets	124,84
33 Daily Holding Tariff for Goats, Sheep and other similar sized Animals	124,84
34 Daily Holding Tariff for Pigs	124,84
35 Daily Holding Tariff for Poultry	103,04
36 Daily Holding Tariff for Wild Animals	175,75
37 Issuing of Destruction of Food Certificates	1,084,76
38 Vacant properties – Per transaction after referral to contractor for cleaning where owner has failed to adhere to notice.	1,473,00
39 Erection of "no dumping" signs	4,356,01
40 Issuing of a permit to keep dogs	1,084.76
41 Issuing of a permit to keep cats	1,084.76
42 Issuing of a permit to introduce Milk and/or Milk products into the Municipal area for human consumption	1,084.76

43 Cutting of grass, undergrowth, weeds, and/ or vegetation to a maximum height of 150mm above ground level per m2, which shall include the shredding of grass to the satisfaction of the Council	1,20 per m2
44 Cutting of reeds to a maximum height of 150mm above ground level per m2, which shall include the shredding or removal thereof to the satisfaction of the Council.	11,40 per m2
45 Pruning of a tree, which shall include the removal of the resultant spoils to the satisfaction of the Council.	762,36 per tree
46 Cutting of a tree to ground level, which shall include the removal of the resultant spoils to the satisfaction of the Council.	9,263,50 per tree
47 Cutting of shrubs to ground level, which shall include the removal of the resultant spoils to the satisfaction of the Council.	183,00 per shrub
48 Removal of waste material to the satisfaction of the Council per 1000 kg or part thereof	666,00 per kg or part thereof
<p>49 Cutting of grass, undergrowth, weeds, and/ or vegetation to a maximum height of 150mm above ground level, which shall include the shredding of grass and the removal of waste material to the satisfaction of the Council at vacant stands as indicated below:</p> <p>Property size of 0 – 499m2 including up to 2000kg waste</p> <p>Property size of 500 – 999m2 including up to 2000kg waste</p> <p>Property size of 1000 – 1999m2 including up to 2000kg waste</p> <p>Property size of 2000 – 2999m2 including up to 2000kg waste</p> <p>Property size of 3000 – 4000m2 including up to 2000kg waste</p> <p>Removal of waste in excess of 2000Kg on any of the above properties to be done on quotation basis ito Item 48 above.</p> <p>Properties exceeding 4000m2 to be cleaned ito Items 43 and 48 above</p>	<p>1957,70</p> <p>2597,19</p> <p>3842,69</p> <p>4656,47</p> <p>4890,79</p>

(16) AMENDMENT OF TARIFF OF CHARGES FOR ISSUING OF CERTIFICATES AND FURNISHING OF INFORMATION: VALUATION SERVICES FOR PERIOD 1 JULY 2025 TO 30 JUNE 2026 – ANNEXURE 16

In terms of Sections 17(3)a(ii) and 22(a)(i) and (ii) of the Local Government: municipal Finance Management Act, 2003 (Act 56 of 2003) and the Sections 21(1) and 3(), 21a and 75a(3) and (4) of the Local Government: Systems Act 2000 (act 32 of 2000) as amended it is hereby notified that the City of Johannesburg has, in terms of 11(3)(i) and 75A(1) and (2) of the Local Government: Municipal Systems Act 200 (Act 32 of 2000) as amended, read with section 24(2)(c)(ii) of the Local Government: Municipal Finance Management Act, 2003 (Act 56 of 2003), as amended. its Tariff of Charges for the Issuing of Certificates and the Furnishing of Information: Valuation Services as set out in Annexure A to the report, with effect from 1 July 2025.

	TYPE OF INFORMATION	APPROVED TARIFFS 2024/2025	PROPOSED TARIFFS 2025/2026
a)	Certificate stating the municipal valuation of a property	R 53.70 per stand or part thereof	R 56.17 per stand or part thereof
b)	Extract per township	R2.41 per entry	R2.52 per entry
c)	Sale of property register on compact disk	R 20,000.00	R 20,000.00
d)	Sale of a portion of the property register on compact disk.	A standard fee of R 226.82 plus 57c per entry	A standard fee of R 237.25 plus 60c per entry
e)	Written reasons Municipal Valuers Decisions	A standard fee of R 522.40	A standard fee of R 546.43

(17) AMENDMENT OF TARIFF OF CHARGES FOR THE DELIVERY OF PRE- TERMINATION NOTICES FOR PERIOD 1 JULY 2025 TO 30 JUNE 2026 – ANNEXURE 17

In terms of Sections 17(3)a(ii) and 22(a)(i) and (ii) of the Local Government : Municipal Finance Management Act, 2003 (Act 56 of 2003) read with Sections 21 and, 21A(1) and (2) of the Local Government : Systems Act 2000 (act 32 of 2000) as amended; and also in terms of 11(3)(i) and 75A(1) and (2) of the Local Government : Municipal Systems Act 2000 (Act 32 of 2000) as amended, read with section 16 of the Local Government : Municipal Finance Management Act, 2003 (Act 56 of 2003), as amended it is hereby notified that the City of Johannesburg declares its intention to amend its fees for a pre-termination notice with effect from 1 July 2025.

The following tariffs shall be effective from 1 July 2025:

Fees payable in respect of the delivery of the "pre" termination notice	R318.82 (Ext Vat)
---	-------------------

(18) AMENDMENT OF TARIFF OF CHARGES FOR THE DELIVERY OF FINAL NOTICES FOR PERIOD 1 JULY 2025 TO 30 JUNE 2026 - ANNEXURE 18

In terms of Sections 17(3)a(ii) and 22(a)(i) and (ii) of the Local Government : Municipal Finance Management Act, 2003 (Act 56 of 2003) read with Sections 21 and, 21A(1) and (2) of the Local Government : Systems Act 2000 (act 32 of 2000) as amended; and also in terms of 11(3)(i) and 75A(1) and (2) of the Local Government : Municipal Systems Act 2000 (Act 32 of 2000) as amended, read with section 16 of the Local Government : Municipal Finance Management Act, 2003 (Act 56 of 2003), as amended it is hereby notified that the City of Johannesburg declares its intention to amend its fees for a final notice with effect from 1 July 2025

The following tariffs shall be effective from 1 July 2025

Fees payable in respect of the delivery of the Final notice	R207.64 (Excl. Vat)
---	---------------------

(19) AMENDMENT OF TARIFF OF CHARGES FOR DISHONoured PAYMENTS FOR PERIOD
1 JULY 2025 TO 30 JUNE 2026 – ANNEXURE 19

In terms of Sections 17(3)a(ii) and 22(a)(i) and (ii) of the Local Government: Municipal Finance Management Act, 2003 (Act 56 of 2003) read with Sections 21 and, 21A(1) and (2) of the Local Government : Systems Act 2000 (act 32 of 2000) as amended; and also in terms of 11(3)(i) and 75A(1) and (2) of the Local Government : Municipal Systems Act 200 (Act 32 of 2000) as amended, read with section 16 of the Local Government: Municipal Finance Management Act, 2003 (Act 56 of 2003), as amended it is hereby notified that the City of Johannesburg declares its intention to amend its Tariff of Charges for Dishonoured Payments with effect from 1 July 2025.

The following tariffs shall be effective from 1 July 2025.

Fees Payable in respect of any dishonoured bank payments (Debit Order)	R438.10 (Excl. Vat) per transaction
--	--

(20) AMENDMENT OF TARIFF OF CHARGES FOR ISSUING OF CLEARANCE FIGURES FOR
PERIOD 1 JULY 2025 TO 30 JUNE 2026 – ANNEXURE 20

The following tariffs shall be effective from 1 July 2025.

Fees Payable in respect of Clearance admin and certificate fees.	<p>This amount should be increased by projected inflation. Therefore, the tariffs for the financial year 2025 / 2026 will be increased as follows:</p> <p>Manual clearance figure application: R231.35 (Excl Vat)</p> <p>Manual printing of clearance certificate: R116.85 Excl Vat)</p> <p>Electronic figure application: R60.78 (Excl Vat)</p> <p>Electronic printing of clearance certificate: R42.60 (Excl Vat)</p>
--	---

(21) AMENDMENT OF TARIFF OF CHARGES FOR ISSUING OF CERTIFICATES AND FURNISHING OF INFORMATION BY THE COJ LEGISLATURE FOR PERIOD 1 JULY 2025 TO 30 JUNE 2026 – ANNEXURE 21

The following tariffs shall be effective from 1 July 2025:

No	Certificate or Information Needed	Tariff 2024	Increase 4.6%	New Tariff 2025
1	A complete copy of an agenda of one meeting of the Planning Committee (Former Town Planning Tribunal)	R10,89	R0,52	R11,93
2	A complete copy of the minutes of proceedings of one meeting of the Planning Committee (former Town Planning Tribunal)	R3,73	R0,18	R4,09
3	A complete set of agendas of the Planning Committee (former Town Planning Tribunal) for one Calendar Year	R263,78	R12,72	R289,16
4	A complete set of the minutes of proceedings of the Planning Committee (Former Town Planning Tribunal) for one calendar year	R90,24	R4,35	R98,92
5	For each folio containing an extract from the agenda and minutes of the proceedings of the Planning Committee (former Town Planning Tribunal)	R17,95	R0,87	R19,68
6	For each A4 copy or folio containing an extract from an agenda or minutes of the Council of the Mayoral Committee or any other committees of the Council or from any other document or containing any other information	R1,76	R0,08	R1,92

No	Certificate or Information Needed	Tariff 2024	Increase 4.8%	New Tariff 2025
7	A complete copy of an agenda of one meeting of a Section 79	R4,19	R0,20	R4,59
8	A copy of the minutes of proceedings of one meeting of Section 79 Committee	R2,00	R0,10	R2,20
9	A complete set of agendas of any Section 79 for one calendar year	R49,99	R2,41	R54,80
10	A complete set of the minutes of proceedings of a Section 79 Committee for one calendar year	R25,18	R1,21	R27,60
11	Mayoral Committee agenda per set	R10,98	R0,53	R12,04
12	Mayoral Committee minutes per set	R3,80	R0,18	R4,16
13	Complete individual copies and agenda of Council meetings	R5,55	R0,27	R6,09
14	Complete individual copies of minutes of proceedings of Council meetings	R24,64	R1,19	R27,01
15	Complete set of agenda and minutes of proceedings of Council	R24,64	R1,19	R27,01
16	Extract from agenda and minutes of proceedings of the Council – for every folio or part thereof	R84,79	R4,09	R92,95
17	For any set of By-laws amendment thereto, per folio	R4,37	R0,21	R4,79

(22) TARIFF OF CHARGES FOR JOHANNESBURG INTERNATIONAL TRANSPORT INTERCHANGE FOR PERIOD 1 JULY 2025 TO 30 JUNE 2026- ANNEXURE 22

In terms of Sections 17(3)(a)(ii) and 22(a)(i) and (ii) of the Local Government: Municipal Finance Management Act, 2003 (Act 56 of 2003) and Sections 21(1) and (3), 21A and 75A(3) and (4) of the Local Government: Municipal Systems Act, 2000 (Act 32 of 2000) as amended, it is hereby notified that the City of Johannesburg has, in terms of Sections 11(3)(i) and 75A(1) and (2) of the Local Government: Municipal Systems Act, 2000 (Act 32 of 2000) as amended, read with Section 24(2)(c)(ii) of the Local Government: Municipal Financial Management Act, 2003 (Act 56 of 2003), proposed tariffs for the Johannesburg International Transport Interchange with effect on 1 July 2025.


Proposed 2025/26 JITI bus and taxi tariffs

Description	Proposed tariffs
Bus ranking	R550 per hour
Minibus ranking	R7.00 per 15 minutes
Minibus holding	R7.00 per hour
Metered taxi parking	R5.00 per 15 minutes


Proposed 2025/26 JITI retail, office, and storage tariffs

Description	Proposed tariffs per m ²
Retail rentals	R284
Office rentals	R152
Storage rentals	R86


(23) AMENDMENT OF TARIFF OF CHARGES FOR LIBRARY AND INFORMATION SERVICES; ARTS, CULTURE AND HERITAGE SERVICES; AND SPORT FACILITIES, RECREATION CENTERS AND SWIMMING POOLS FOR PERIOD 1 JULY 2025 TO 30 JUNE 2026 - ANNEXURE 23


SCHEDULE OF CHARGES : ANNEXURE A					
	COMMUNITY DEVELOPMENT LIBRARY AND INFORMATION SERVICES				
		2024-25 (ZAR)	2025-26 (ZAR)	2026-27 (ZAR)	2027-28 (ZAR)
1	MEMBERSHIP CHARGES				
1.1	ELECTRONIC USER SERVICES Any person who wishes to ONLY use the electronic services/resources of the Library ; This user category may not borrow any library materials.	Free	Free	Free	Free
1.2	BASIC LENDING SERVICES				
1.2.1	RESIDENTS Any person who resides in or is employed in or attends school within the City of Johannesburg. (Adults, Senior Citizens & Students: Maximum of 4 books/single music scores of which a maximum of 2 single music scores may be included. Children, Teenagers & Young Adults: Maximum of 3 books)				
	Adults (18-59 years of age)	Free	Free	Free	Free
	Senior citizens (including pensioners) (60 years and older) and Disabled persons	Free	Free	Free	Free
	Students (18 years and older, attending a tertiary educational institution)	Free	Free	Free	Free
	Children (Under 13 years of age)	Free	Free	Free	Free
	Teenagers & Young Adults (13-17 years of age)	Free	Free	Free	Free
1.2.2	NON-RESIDENTS Any person who is not resident in or employed in or studying within the City of Johannesburg (Annual tariff. Maximum of 4 books only)				
	Adults (18-59 years of age)	219	229	239	250
	Senior citizens (including pensioners) (60 years and older) and Disabled persons	210	219	230	240
1.2.3	VISITORS Any person who is residing, working or studying within the City of Johannesburg for a period not exceeding 12 months. (Annual tariff per book. Maximum of 2 books only)				
	Adults (18-59 years of age) per book	362	379	396	414
	Children (Under 13 years of age) per book	217	227	238	249
	Teenagers or Young Adults (13-17 years of age) per book	217	227	238	249
	Students (18 years and older, attending a tertiary or pre-tertiary educational institution)	217	227	238	249
	Senior citizens (including pensioners) (60 years and older) and Disabled persons	28	29	31	32
1.2.4	ORGANISATIONS (Annual tariff. Maximum of 10 books/single music scores)				
	Profit (commercial) organisations	1,098	1,149	1,202	1,256
	Non-profit (including professional) organisations	Free	Free	Free	Free
	Schools (per class)	Free	Free	Free	Free
1.3	VALUE-ADDED SERVICES				
1.3.1	ADDITIONAL LIBRARY MATERIAL This value-added service is only available for Residents ; It is not available for Organisations, Non-residents and Visitors. (Annual tariff. Maximum of 2 additional items)				
	RESIDENTS				
	Adults (18-59 years of age): Additional 2 books/single music scores	72	76	79	83
	Senior citizens (including pensioners)(60 years and older) and Disabled persons: Additional 2 books/single music scores				
	Children (Under 13 years of age) and Young adults (13-17 years of age): Additional 2 books	72	76	79	83
1.3.2	AUDIOVISUAL MATERIALS / STUDENT SERVICES This service is available for Residents and Organisations only ; It is not available for Non-residents and Visitors. (Annual tariff. Maximum of 3 audiovisual items)				
1.3.2.1	RESIDENTS				
	Adults (18-59 years of age):	217	227	238	249
	Students (18 years and older, attending a tertiary educational institution)	217	227	238	249
	Senior citizens (including pensioners) (60 years and older) and disabled persons	106	110	115	121
1.3.2.2	ORGANISATIONS (Annual tariff. Maximum of 3 audiovisual items)				
	Profit (commercial) organisations	1,098	1,149	1,202	1,256
	Non-profit (including professional) organisations	369	386	403	422
	Schools	369	386	403	422
1.3.3	ORCHESTRAL MUSIC AND BULK VOCAL SCORES (Annual tariff plus separate handling fee per set. Maximum of 4 sets of bulk vocal scores and 6 orchestral sets)				
	Profit (commercial) organisations	1,341	1,403	1,468	1,534
	Non-profit (including professional) organisations	460	481	504	526
	Schools	460	481	504	526
	Handling fee (per orchestral set / bulk vocal title set)	578	605	633	661
	Handling fee (per orchestral set / bulk vocal title set) – Non-profit organisations and Schools	365	382	399	417
1.3.4	CUSTOMISED INFORMATION PACKAGES (Tariff applicable to type of package ; Any printing or photocopying will incur additional charges at the scheduled tariff)				
1.3.4.1	Standard Information pack e.g. simple research / compilation of information	121	126	132	138
1.3.4.2	Advanced Research Pack e.g. Research using multiple sources from Special Collections, tracking information	363	379	397	415
1.3.5	LITERACY SERVICES TO SMALL BUSINESSES				
	Level 1 (per person)	716	749	783	818
	Level 2 (per person)	601	629	658	688
	Level 3 (per person)	478	500	523	547
	Level 4 (per person)	361	378	395	413
2	LIBRARY MATERIAL CHARGES				
2.1	OVERDUE ITEMS				
	Per item per week or part thereof	8	8	8	9
	(Up to a maximum per item)	58	61	63	66
2.2	RESERVATIONS				
	Per title in advance (non-refundable)	12	13	13	14
2.3	INTER-LIBRARY LOANS				
	Per request in advance (non-refundable)				
	PLUS reservation fee per title in advance (non-refundable)	22	23	24	25


3	LIBRARY MATERIAL LOST OR DAMAGED				
3.1	LOST LIBRARY MATERIAL (Purchase price for library material plus administrative charge)	As per Tariff Schedule Annexure B	As per Tariff Schedule Annexure B	As per Tariff Schedule Annexure B	As per Tariff Schedule Annexure B
3.2	DAMAGED LIBRARY MATERIAL				
	Binders charge per book	98	102	107	112
	Other minor damage	39	41	43	45
	Irreparable damage (Price for substitute / replacement copy)	As per Tariff Schedule Annexure B	As per Tariff Schedule Annexure B	As per Tariff Schedule Annexure B	As per Tariff Schedule Annexure B
3.3	LIBRARY MEMBERSHIP CARD (non-refundable)	44	47	49	51
3.4	BAGGAGE COUNTER TOKENS	44	47	49	51
3.5	LOCKER KEYS	44	47	49	51
4	PHOTOCOPY / PRINTING CHARGES				
4.1	A4 COPIES				
4.1.1	A4 grey scale copies per page	2	2	2	2
4.1.2	A4 colour copies per page	10	10	11	11
4.2	A3 COPIES				
4.2.1	A3 grey scale copies per page	4	4	4	5
4.2.2	A3 colour copies per page	20	20	21	22
4.3	PC PRINTOUT COPIES PER PAGE				
4.3.1	Text only (grey scale)	2	2	2	2
4.3.2	Text and graphics (grey scale)	3	3	3	3
4.3.3	Colour	17	18	19	19
4.4	MICROFORM READER COPIES PER PAGE	8	8	8	9
5	SCANNED DOCUMENTS				
	Scanning to user-supplied memory device (Service available at selected libraries)				
5.1	INDIVIDUAL USE				
5.1.1	A4 Scan per page First 10 Pages	Free	Free	Free	Free
	More than 10 pages (per page) A4 Grey Scale and Colour	1	1	1	1
	More than 10 pages (per page) A3 Grey Scale and Colour	2	2	2	2
5.2	BUSINESS/CORPORATE USE				
5.2.1	A4 Scan per page	1	1	1	1
5.2.2	A3 Scan per page	2	2	2	2
6	PHOTOGRAPHING OF LIBRARY MATERIALS				
	(Charges per hour or part thereof)				
6.1	Professional photographers (Charges per hour or part thereof)	575	601	629	657
6.2	Research workers (Charges per hour or part thereof)	206	215	225	235
7	HIRING OF AUDITORIUM / THEATRE				
	(Use restricted to normal library hours and activities relating to library services, educational support, cultural enrichment and constructive leisure and recreation) (Charges per 8-hour period or part thereof)				
7.1	Organisations supporting or promoting library activities and services	Free	Free	Free	Free
7.2	Profit (commercial) organisations	8,949	9,361	9,792	10,232
	Plus Refundable deposit for venue hire	In line with managing risk	In line with managing risk		
	Hire of audiovisual equipment	1,209	1,264	1,322	1,382
	Plus Refundable deposit for Hire of audiovisual equipment	1,209	1,264	1,322	1,382
7.3	Non-profit organisations	4,474	4,680	4,895	5,115
	Plus Refundable deposit for venue hire	In line with managing risk	In line with managing risk	In line with managing risk	In line with managing risk
	Hire of audiovisual equipment	604	632	661	691
	Plus Refundable deposit for Hire of audiovisual equipment	604	632	661	691
8	HIRING OF LECTURE / TRAINING ROOM				
	(Use restricted to normal library hours and activities relating to library services, educational support, cultural enrichment and constructive leisure and recreation) (Charges per 8-hour period or part thereof)				
8.1	Organisations supporting or promoting library activities and services	Free	Free	Free	Free
8.2	Profit (commercial) organisations	1,017	1,064	1,113	1,163
	Plus Refundable deposit for venue hire	In line with managing risk	In line with managing risk	In line with managing risk	In line with managing risk
	Hire of audiovisual equipment	1,209	1,264	1,322	1,382
	Plus Refundable deposit for Hire of audiovisual equipment	1,209	1,264	1,322	1,382
8.3	Non-profit (including professional) organisations	676	707	740	773
	Plus Refundable deposit for venue hire	In line with managing risk	In line with managing risk	In line with managing risk	In line with managing risk
	Hire of audiovisual equipment	845	884	925	967
	Plus Refundable deposit for Hire of audiovisual equipment	604	632	661	691
9	HIRING OF ACTIVITY ROOM / LIBRARY SPACE				
	(Use restricted to normal library hours and activities relating to library services, educational support, cultural enrichment and constructive leisure and recreation) (Charges per 8-hour period or part thereof)				
9.1	Organisations supporting or promoting library activities and services	Free	Free	Free	Free
9.2	Profit (commercial) organisations	116	121	127	132
9.3	Non-profit (including professional) organisations	62	65	68	71
10	USE OF KITCHEN IN CONJUNCTION WITH LIBRARY PUBLIC SPACE				
10.1	Per occasion	192	201	210	220
11	HIRING OF LIBRARY SPACE FOR EXHIBITIONS				
	(Use restricted to normal library hours and activities relating to library services, educational support, cultural enrichment and constructive leisure and recreation) (Charges per day (8 hour) or part thereof unless otherwise specified)				
11.1	Profit (commercial) organisations	1,925	2,013	2,106	2,201
11.2	Non-profit (including professional) organisations	192	201	210	220
11.3	Profit (commercial) organisations (JCL and Sandton)	4,474	4,680	4,895	5,115
11.4	Non-profit (including professional) organisations (JCL and Sandton)	449	469	491	513
11.5	Development projects (e.g. emerging artists, student exhibitions)	Free	Free	Free	Free
12	HIRING OF LIBRARY SPACE FOR EDUCATIONAL FILMING AND PHOTOGRAPHY				
	(Use restricted to a maximum of 2 hours within normal library hours and only for activities relating to library services or educational support. Filming and photography must not obstruct nor impede normal library usage, services or functions) (Charges per 2-hour period or part thereof)				
12.1	Profit (commercial) organisations	20,659	21,609	22,603	23,620
12.2	Educational institutions	1,172	1,226	1,283	1,340
12.3	Photography of library building for profit-making purposes	544	569	595	622
13	USE OF LIBRARY SPACE FOR NON-COMMERCIAL FILMING		Free	Free	Free
	(Use restricted to a maximum of 2 hours within normal library hours and only for activities relating to library services or educational support. Filming and photography must not obstruct nor impede normal library usage, services or functions). Approval to be obtained from Director: Library and Information Services.				
14	COMPUTER USE	Free	Free	Free	Free


 SCHEDULE OF CHARGES : ANNEXURE B COMMUNITY DEVELOPMENT LIBRARY AND INFORMATION SERVICES					
		2024-25 (ZAR)	2025-26 (ZAR)	2026-27 (ZAR)	2027-28 (ZAR)
1	Easy reading for adults (ERA)				
	Hardcover	100	105	110	115
	Paperback	72	76	79	83
2	African languages				
	Hardcover	137	144	150	157
	Paperback	137	144	150	157
3	Romances and similar categories such as Westerns				
	Hardcover	193	202	211	221
	Paperback	193	202	211	221
4	English Young Adults (YA) ; English children's story books ; Afrikaans Young Adults (AT) ; Afrikaans children's story books ; Foreign language books				
	Hardcover	244	255	267	279
	Paperback	136	142	149	156
5	Picture books				
	Hardcover	314	328	344	359
	Paperback	238	249	260	272
6	Junior Non fiction				
	Hardcover	460	481	504	526
	Paperback	271	283	296	310
7	Afrikaans fiction				
	Hardcover	244	255	267	279
	Paperback	201	210	220	230
8	Afrikaans Non fiction				
	Hardcover	509	532	556	581
	Paperback	333	348	364	381
9	Afrikaans Large Prints				
	Hardcover	314	328	344	359
	Paperback	238	249	260	272
10	English fiction				
	Hardcover	509	532	556	581
	Paperback	333	348	364	381
11	English Non fiction				
	Hardcover	713	746	780	815
	Paperback	488	511	534	558
12	English Large print				
	Hardcover	576	602	630	659
	Paperback	404	423	442	462
13	Reference books (or price for substitute copy)				
	Hardcover	1,142	1,194	1,249	1,305
	Paperback	1,059	1,108	1,159	1,211
14	Student services: Reference works on loan from tertiary institutions or purchased and available for student use. (or price for substitute copy if available in print)				
	Hardcover	1,053	1,101	1,152	1,204
	Paperback	993	1,039	1,086	1,135


15	Audio Cassettes	As per CDs	As per CDs	As per CDs	As per CDs
16	Language course cassettes (per cassette)	314	328	344	359
17	CDs				
17.1	CD: Single	456	477	499	522
17.2	CD: Double	594	621	650	679
17.3	CD: Double and text	1,187	1,242	1,299	1,358
17.4	CD: Triple with or without text	1,785	1,867	1,953	2,041
18	Audio books OR Per cassette	1,798 384	1,880 402	1,967 420	2,055 439
19	Videos	As per DVDs	As per DVDs	As per DVDs	As per DVDs
20	DVD(s)	238	249	260	272
21	Records (no longer available to be replaced with CDs)	As per CDs	As per CDs	As per CDs	As per CDs
22	Art/Rare books (or price for substitute copy if available in print)	1,598	1,672	1,749	1,827
23	Music (orchestral and vocal scores as well as printed music)	Charges / replacement at discretion of the Music Librarian	Charges / replacement at discretion of the Music Librarian	Charges / replacement at discretion of the Music Librarian	Charges / replacement at discretion of the Music Librarian
24	CD-Rom(s)	Price per substitute CD- Rom(s)	Price per substitute CD- Rom(s)	Price per substitute CD- Rom(s)	Price per substitute CD- Rom(s)
25	Periodicals				
25.1	National	Replacement cost	Replacement cost	Replacement cost	Replacement cost
25.2	International	Replacement cost	Replacement cost	Replacement cost	Replacement cost
26	Posters	113	118	124	129
27	Books with CD Rom	Replacement cost of entire item	Replacement cost of entire item	Replacement cost of entire item	Replacement cost of entire item
28	Books with stiffy disks	Replacement cost of entire item	Replacement cost of entire item	Replacement cost of entire item	Replacement cost of entire item
29	Books with CD(s)	Replacement cost of entire item	Replacement cost of entire item	Replacement cost of entire item	Replacement cost of entire item


		SCHEDULE OF CHARGES FOR SWIMMING POOL FACILITIES
		COMMUNITY DEVELOPMENT SPORT AND RECREATION
		RULES APPLICABLE TO SWIMMING POOL TARIFF
		"Adult" means a person of 18 years or more
		"Child" means a person of less than 18 years
		"s" means any person who is enrolled at a school as defined in the Education Ordinance, or who is enrolled at any other education Institution and who has not attained the age of 20 years.
		"Senior Citizen" means a person who is 63 years or older or pensioners with pension cards
		"Season Tickets" shall be valid for either the summer swimming season, the period beginning on 1 September and ending on the 31 March of the following year, or the Winter swimming season, the period beginning 1 April and ending on 31 August.
		If a holder is unable to produce the season ticket on account of its loss or destruction he shall not be admitted to the premises unless he has purchased a replacement thereof, or purchased the appropriate daily admission ticket.
		It shall be unlawful for the holder of a season ticket to transfer the ticket or to allow it to be used by any other persons.
		"s" s irrespective of age in parties of 10 or more may be admitted to pools at restricted hours to be approved by the Aquatic Manager of the Region at the tariff teachers attending a pool in charge of 10 or more s shall be admitted free of charge.
		"School Season Ticket" shall entitle s under the supervision of one or more teachers to admission to a designated pool once a week at such time and for such period during school hours only as may be agreed by the Aquatic Manager of that Region. Provided that the Aquatic Manager shall be entitled to refuse an application made in terms of this rule on the grounds that the accommodation of the pool is already fully taken up, preference being given to schools situated in the local area of the pool than those situated outside of its local area.
		School season tickets:
		a) For every school with less than 150 s on its school register.
		b) For every school with 150 to 350 s on its school register.
		c) For every school with over 350 s on its school register.
		d) Learn to Swim and Development programs in conjunction with
		"Hire of Pool" Swimming Gala, Swimming competitions and Organized Aquatic Event only.
		"Club Season Ticket" Issued only to swimmers who are Members of a swimming club making
		"Baptisms" Only before normal operating hours of the pool.
		POOLS TO BE CLOSED ON THE FOLLOWING DAYS
		25 & 26 DECEMBER
		A selected number of pools may open on 26 December and 1 January should the need arise.
		These pools will be announced through the media a week before the 26th of December and 1st of January.
		SUMMER SEASON:- 1st September - 31st March
		WINTER SEASON:- 1st April - 31st August


		SCHEDULE OF CHARGES FOR SWIMMING POOL FACILITIES	
		COMMUNITY DEVELOPMENT SPORT AND RECREATION	
		Swimming Pool Category	
		Competition Pools	
		Competition Pools may be indoor or outdoor 8 lane pools, heated open all year round with regulations regarding water temperature, Anti-turbulent lane, starter blocks and backstroke Flags. : 50m Long Course (Olympic) 25m Short Course.	
		Regional Pool	
		These swimming pools are designed to dimensions, which will be multiples of the Olympic standard length for competitive swimming 50m. i.e., for the pool length to be one of the following and consist of 8 lanes: 16.66m, 25m, 33.33m or 50m	
		Neighbourhood Pools	
		These pools are mainly recreational and are not designed/used by clubs for championship or competitions but, may be at times used for a gala (school or other) if gala equipped. They therefore may not conform to any set standard of dimensions and may not follow the hours of operation set for the competition and Regional swimming pools. Maximum depth of more than 1.5m.	
		District Pools	
		District swimming pools are admission free, these pools are of various shapes and sizes as they are intended for Recreational purpose only and, therefore, are not governed by any standards or set dimensions. However, the most widely used design for district swimming pool has been the rectangular shape and design of the modern district swimming pool, therefore rectangular shaped to half Olympic standard length of 25m with a maximum depth of 1.5m.	


		SCHEDULE OF CHARGES FOR SWIMMING POOL FACILITIES				
		COMMUNITY DEVELOPMENT SPORT AND RECREATION				
			2024-25	2025-26	2026-27	2027-28
			ZAR	ZAR	ZAR	ZAR
	1	REVENUE SWIMMING POOLS				
	1.1	Daily Admission: None Heated pools				
		Adult (18 years and over)	20	21	22	23
		Child (04 to 17 years)	6	7	7	7
		Senior Citizens/Pensioners (63 years and over/Pensioner with pension cards)	50% of adult tariff	50% of adult tariff	50% of adult tariff	50% of adult tariff
		PWD/ Children Homes/shelters	50% of child tariff	50% of child tariff	50% of child tariff	50% of child tariff
		Caregivers Adult	-	21	22	23
		Caregivers Senior Citizens/Pensioners	-	50% of adult tariff	50% of adult tariff	50% of adult tariff
	1.2	Monthly Tickets				
		Adult (18 years and over)	-	80	84	87
		Child (under 18 years)	-	40	42	44
		Senior Citizens/Pensioners (63 years and over/Pensioner with	50% of adult tariff	50% of adult tariff	50% of adult tariff	50% of adult tariff
		PWD/ Children Homes/shelters	50% of adult tariff	50% of adult tariff	50% of adult tariff	50% of adult tariff
		Caregivers Adult	-	80	84	87
		Caregivers Senior Citizens/Pensioners	-	50% of adult tariff	50% of adult tariff	50% of adult tariff
	1.3	Season Tickets: Schools (See applicable rules)				
		Less than 150 Children	515	700	732	765
		150 to 350 Children	947	1,200	1,255	1,312
		350 Plus Children	1,540	1,800	1,883	1,968
	1.4	Monthly Tickets: Club (Proof of club membership)				
		Adult	-	52	54	57
		Child	-	26	27	28
	1.5	Professional Coaching/Teaching				
		Coaching or Teaching (per month)	694	725	759	793
		Coaching and Teaching (per month)	814	851	890	931
		Casual Coaching/Teaching (per lane per hour)	190	199	208	217
		Water Aerobics (per 1 hour session)	182	190	199	208
		Swimming Clubs (Club Nights)	Free to club members & accompanying parents	Free to club members & accompanying parents	Free to club members & accompanying parents	Free to club members & accompanying parents
	1.6	Hire of Pool				
		(Swimming Gala's, Competitions and Organized Aquatic events only in line with Community Development Structured Programmes)	Free	Free	Free	Free
		Olympic Swimming Pool	1,353	1,415	1,480	1,547
		Non Olympic Swimming Pool	708	740	774	809
		After hour hire of Swimming Pools (special terms and conditions are	2,417	2,528	2,645	2,764
	1.7	Others				
		Tuck Shops hire (per month)	1,202	1,258	1,315	1,375
		Filming for commercial use	19,986	20,905	21,867	22,851
		Filming for non-commercial use	5,994	6,270	6,559	6,854
		Learn to Swim/Development programs in partnership with COJ, & International/Provincial Aquatic events. Scorecard Events	No Charge	No Charge	No Charge	No Charge
		Refundable Deposit				
			In line with managing risk	In line with managing risk	In line with managing risk	In line with managing risk


		SCHEDULE OF CHARGES FOR SWIMMING POOL FACILITIES			
		COMMUNITY DEVELOPMENT SPORT AND RECREATION			
			2024-25	2025-26	2026-27
			ZAR	ZAR	ZAR
	2	LINDEN SWIMMING POOLS			
	2.1	Daily Admission: Heated pools			
		Adult (18 years and over)	25	26	27
		Child (04 to 17 years)	9	9	9
		Senior Citizens/Pensioners (63 years and over/Pensioner with pension cards)	50% of adult tariff	50% of adult tariff	50% of adult tariff
		PWD/ Children Homes/shelters	50% of child tariff	50% of child tariff	50% of child tariff
		Caregivers Adult	-	26	27
		Caregivers Senior Citizens/Pensioners	-	50% of adult tariff	50% of adult tariff
	2.2	Monthly Tickets			
		Adult (18 years and over)	-	90	94
		Child (under 18 years)	-	45	47
		Senior Citizens/Pensioners (63 years and over/Pensioner with	50% of adult tariff	50% of adult tariff	50% of adult tariff
		PWD/ Children Homes/shelters	50% of child tariff	50% of child tariff	50% of child tariff
		Caregivers Adult	-	90	94
		Caregivers Senior Citizens/Pensioners	-	50% of adult tariff	50% of adult tariff
	2.3	Season Tickets: Schools (See applicable rules)			
		Less than 150 Children	961	1,200	1,255
		150 to 350 Children	1,641	1,900	1,987
		350 Plus Children	2,642	2,900	3,033
	2.4	Monthly Tickets			
		Adult	-	70	73
		Child	-	35	37
	2.5	Professional Coaching/Teaching			
		Coaching or Teaching (per month)	694	725	759
		Coaching and Teaching (per month)	814	851	890
		Casual Coaching/Teaching (per lane per hour)	190	199	208
		Water Aerobics (per 1 hour session)	182	190	199
		Swimming Clubs (Club Nights)	Free to club members & accompanying parents	Free to club members & accompanying parents	Free to club members & accompanying parents
	2.6	Hire of Pool			
		(Swimming Gala's, Competitions and Organized Aquatic events only in line with Community Development Structured Programmes)	Free	Free	Free
		Olympic Swimming Pool	2,996	3,134	3,278
		Non Olympic Swimming Pool	1,599	1,673	1,750
		After hour hire of Swimming Pools (special terms and conditions are	2,417	2,528	2,645
	2.7	Others			
		Tuck Shops hire (per month)	1,202	1,258	1,315
		Filming for commercial use	19,986	20,905	21,867
		Filming for non-commercial use	5,994	6,270	6,559
		Learn to Swim/Development programs in partnership with COJ, & International/Provincial Aquatic events. Scorecard Events	No Charge	No Charge	No Charge
		Refundable Deposit			
			In line with managing risk	In line with managing risk	In line with managing risk


		SCHEDULE OF CHARGES FOR SWIMMING POOL FACILITIES			
		COMMUNITY DEVELOPMENT SPORT AND RECREATION			
			2024-25	2025-26	2026-27
			ZAR	ZAR	ZAR
	3	NON REVENUE SWIMMING POOLS			
	3.1	Professional Coaching/Teaching			
		(Swimming Gala's, Competitions and Organized Aquatic events only in line with Community Development Structured Programmes)	Free	Free	Free
		Olympic Swimming Pool	1,353	1,415	1,480
		Non Olympic Swimming Pool	708	740	774
		After hour hire of Swimming Pools (special terms and conditions are	2,417	2,528	2,645
		Swimming Clubs (Club Nights)	Free to club members & accompanying parents	Free to club members & accompanying parents	Free to club members & accompanying parents
	3.2	Hire of Pool			
		(Swimming Gala's, Competitions and Organized Aquatic events only in line with Community Development Structured Programmes)	Free	Free	Free
		Olympic Swimming Pool	1,353	1,415	1,480
		Non Olympic Swimming Pool	708	741	775
		After hour hire of Swimming Pools (special terms and conditions are	2,417	2,528	2,645
	3.3	Others			
		Tuck Shops hire (per month)	1,202	1,258	1,315
		Filming for commercial use	19,986	20,905	21,867
		Filming for non-commercial use	5,994	6,270	6,559
		Learn to Swim/Development programs in partnership with COJ, & International/Provincial Aquatic events. Scorecard Events	No Charge	No Charge	No Charge
		Refundable Deposit			
			In line with managing risk	In line with managing risk	In line with managing risk


		SCHEDULE OF CHARGES FOR SWIMMING POOL FACILITIES				
		COMMUNITY DEVELOPMENT SPORT AND RECREATION				
			2024-25	2025-26	2026-27	2027-28
			ZAR	ZAR	ZAR	ZAR
		4 LEISURE RESORTS				
		4.1 Southern Suburbs				
		4.1.1 Daily Admission: Non-Heated pools				
		Adults	25	26	27	29
		Child (04 to 17 years)	9	10	10	11
		Senior Citizen (63 years and over)	50% of adult tariff	50% of adult tariff	50% of adult tariff	50% of adult tariff
		PWD/ Children Homes/shelters	50% of child tariff	50% of child tariff	50% of child tariff	50% of child tariff
		Caregivers Adult	-	26	27	29
		Caregivers Senior Citizens/Pensioners	-	50% of adult tariff	50% of adult tariff	50% of adult tariff
		4.1.2 Monthly Tickets				
		Adult (18 years and over)	-	80	84	87
		Child (under 18 years)	-	40	42	44
		Senior Citizens/Pensioners (63 years and over/Pensioner with	50% of adult tariff	50% of adult tariff	50% of adult tariff	50% of adult tariff
		PWD/ Children Homes/shelters	50% of child tariff	50% of child tariff	50% of child tariff	50% of child tariff
		Caregivers Adult	-	80	84	87
		Caregivers Senior Citizens/Pensioners	-	50% of adult tariff	50% of adult tariff	50% of adult tariff
		4.1.3 Season Tickets: Schools (See applicable rules)				
		Less than 150 Children	515	700	732	765
		150 to 350 Children	948	1,200	1,255	1,312
		350 Plus Children	1,540	1,800	1,883	1,968
		4.1.4 Monthly Tickets: Club (Proof of club membership)				
		Adult	-	52	54	57
		Child	-	26	27	28
		4.1.5 Professional Coaching/Teaching				
		Coaching or Teaching (per month)	694	725	759	793
		Coaching and Teaching (per month)	814	851	890	931
		Casual Coaching/Teaching (per lane per hour)	190	199	208	217
		Water Aerobics (per 1 hour session)	182	190	199	208
		Swimming Clubs (Club Nights)	Free to club members & accompanying parents	Free to club members & accompanying parents	Free to club members & accompanying parents	Free to club members & accompanying parents
		4.1.6 Hire of Pool				
		(Swimming Gala's, Competitions and Organized Aquatic events only in line with Community Development Structured Programmes)	Free	Free	Free	Free
		Olympic Swimming Pool	2,996	3,134	3,278	3,426
		Non Olympic Swimming Pool	1,599	1,673	1,750	1,828
		After hour hire of Swimming Pools (special terms and conditions are	2,417	2,528	2,645	2,764
		4.1.7 Others				
		Tuck Shops hire (per month)	1,202	1,258	1,315	1,375
		Filming for commercial use	19,986	20,905	21,867	22,851
		Filming for non-commercial use	5,994	6,270	6,559	6,854
		Learn to Swim/Development programs in partnership with COJ, & International/Provincial Aquatic events. Scorecard Events	Free	Free	Free	Free
		Refundable Deposit	In line with managing risk	In line with managing risk	In line with managing risk	In line with managing risk


		SCHEDULE OF CHARGES FOR SWIMMING POOL FACILITIES					
		COMMUNITY DEVELOPMENT SPORT AND RECREATION					
		2024-25	2025-26	2026-27	2027-28		
		ZAR	ZAR	ZAR	ZAR		
	4 LEISURE RESORTS						
	4.1 Orlando Swimming Pool						
	4.2.1 Daily Admission: Non-Heated pools						
	Adults	25	26	27	29		
	Child (04 to 17 years)	6	7	7	7		
	Senior Citizen (63 years and over)	50% of adult tariff	50% of adult tariff	50% of adult tariff	50% of adult tariff		
	PWD/ Children Homes/shelters	50% of child tariff	50% of child tariff	50% of child tariff	50% of child tariff		
	Caregivers Adult	-	26	27	29		
	Caregivers Senior Citizens/Pensioners	-	50% of adult tariff	50% of adult tariff	50% of adult tariff		
	4.2.2 Monthly Tickets						
	Adult (18 years and over)	-	80	84	87		
	Child (under 18 years)	-	45	47	49		
	Senior Citizens/Pensioners (63 years and over/Pensioner with	50% of Tariff	50% of Tariff	50% of Tariff	50% of Tariff		
	PWD/ Children Homes/shelters	50% of Tariff	50% of Tariff	50% of Tariff	50% of Tariff		
	Caregivers Adult	-	80	84	87		
	Caregivers Senior Citizens/Pensioners	-	50% of adult tariff	50% of adult tariff	50% of adult tariff		
	4.2.3 Season Tickets: Schools (See applicable rules)						
	Less than 150 Children	515	700	732	765		
	150 to 350 Children	948	1,200	1,255	1,312		
	350 Plus Children	1,540	1,800	1,883	1,968		
	4.2.4 Monthly Tickets: Club (Proof of club membership)						
	Adult	-	52	54	57		
	Child	-	26	27	28		
	Top-up season ticket (from cold to heated pools)	Difference between cold water season ticket and heated season ticket	Difference between cold water season ticket and heated season ticket	Difference between cold water season ticket and heated season ticket	Difference between cold water season ticket and heated season ticket		
	4.2.5 Professional Coaching/Teaching						
	Coaching or Teaching (per month)	694	725	759	793		
	Coaching and Teaching (per month)	814	851	890	931		
	Casual Coaching/Teaching (per lane per hour)	190	199	208	217		
	Water Aerobics (per 1 hour session)	182	190	199	206		
	Swimming Clubs (Club Nights)	Free to club members & accompanying parents	Free to club members & accompanying parents	Free to club members & accompanying parents	Free to club members & accompanying parents		
	4.2.6 Hire of Pool						
	(Swimming Gala's, Competitions and Organized Aquatic events only in line with Community Development Structured Programmes)	Free	Free	Free	Free		
	Olympic Swimming Pool	2,996	3,134	3,278	3,426		
	Non Olympic Swimming Pool	1,599	1,673	1,750	1,828		
	After hour hire of Swimming Pools (special terms and conditions are	2,417	2,528	2,645	2,764		
	4.2.7 Others						
	Tuck Shops hire (per month)	1,202	1,258	1,315	1,375		
	Filming for commercial use	19,986	20,905	21,867	22,851		
	Filming for non-commercial use	5,994	6,270	6,559	6,854		
	Learn to Swim/Development programs in partnership with COJ, & International/Provincial Aquatic events. Scorecard Events	Free	Free	Free	Free		
	Refundable Deposit	In line with managing risk	In line with managing risk	In line with managing risk	In line with managing risk		


SCHEDULE OF CHARGES FOR RECREATION FACILITIES REGION A					
	COMMUNITY DEVELOPMENT SPORT AND RECREATION				
		2024-25	2025-26	2026-27	2027-28
	RABIE RIDGE HALL	ZAR	ZAR	ZAR	ZAR
Main Hall					
D Hall Large	per day	2,227	2,329	2,436	2,546
Side Hall					
A Hall Extra Small	per day	361	377	395	412
Boardroom					
Hire Fee	per day	591	618	647	676
GROUP ACTIVITIES					
Large	Per Month	381	399	417	436
Medium	Per Month	254	266	278	291
Small	Per Month	127	133	139	145
New Groups		First two months Free	First two months Free	First two months Free	First two months Free
Filming for commercial use	per day	9,785	10,235	10,706	11,188
Filming for non-commercial use	per day	3,669	3,838	4,015	4,195
Refundable Deposit		In line with managing risk	In line with managing risk	In line with managing risk	In line with managing risk


SCHEDULE OF CHARGES FOR RECREATION FACILITIES REGION A					
	COMMUNITY DEVELOPMENT SPORT AND RECREATION				
		2024-25	2025-26	2026-27	2027-28
	IVORY PARK NORTH HALL	ZAR	ZAR	ZAR	ZAR
Main Hall					
E Hall (Super Large)	per day	2,788	2,916	3,050	3,188
Boardroom					
Hire Fee	per day	788	825	862	901
Activity Room					
Hire Fee	per day	1,051	1,099	1,150	1,202
GROUP ACTIVITIES					
Large	Per Month	381	399	417	436
Medium	Per Month	254	266	278	291
Small	Per Month	127	133	139	145
New Groups		First two months Free	First two months Free	First two months Free	First two months Free
Filming for commercial use	per day	9,785	10,235	10,706	11,188
Filming for non-commercial use	per day	3,669	3,838	4,015	4,195
Refundable Deposit		In line with managing risk	In line with managing risk	In line with managing risk	In line with managing risk


SCHEDULE OF CHARGES FOR RECREATION FACILITIES REGION A					
	COMMUNITY DEVELOPMENT SPORT AND RECREATION				
		2024-25	2025-26	2026-27	2027-28
	KANANA HALL	ZAR	ZAR	ZAR	ZAR
Main Hall					
Hire Fee D Hall (Large)	per day	1,149	1,202	1,257	1,314
GROUP ACTIVITIES					
Large	Per Month	381	399	417	436
Medium	Per Month	254	266	278	291
Small	Per Month	127	133	139	145
New Groups		First two months Free	First two months Free	First two months Free	First two months Free
Filming for commercial use	per day	9,785	10,235	10,706	11,188
Filming for non-commercial use	per day	3,669	3,838	4,015	4,195
Refundable Deposit		In line with managing risk	In line with managing risk	In line with managing risk	In line with managing risk


	SCHEDULE OF CHARGES FOR RECREATION FACILITIES REGION A					
	COMMUNITY DEVELOPMENT SPORT AND RECREATION					
			2024-25	2025-26	2026-27	2027-28
			ZAR	ZAR	ZAR	ZAR
	DIEPSLOOT NEIGHBORHOOD HALL B					
	Main hall					
	Hiring fee	per day	690	721	755	789
	GROUP ACTIVITIES					
	Large	Per Month	381	399	417	436
	Medium	Per Month	254	266	278	291
	Small	Per Month	127	133	139	145
	New Groups		First two months Free	First two months Free	First two months Free	First two months Free
	Filming for commercial use	per day	9,785	10,235	10,706	11,188
	Filming for non-commercial use	per day	3,669	3,838	4,015	4,195
	Refundable Deposit		In line with managing risk	In line with managing risk	In line with managing risk	In line with managing risk


	SCHEDULE OF CHARGES FOR RECREATION FACILITIES REGION A					
	COMMUNITY DEVELOPMENT SPORT AND RECREATION					
			2024-25	2025-26	2026-27	2027-28
			ZAR	ZAR	ZAR	ZAR
	DIEPSLOOT COMMUNITY HALL A					
	Hire Fee Main Hall	per day	767	802	839	877
	GROUP ACTIVITIES					
	Large	Per Month	381	399	417	436
	Medium	Per Month	254	266	278	291
	Small	Per Month	127	133	139	145
	New Groups		First two months Free	First two months Free	First two months Free	First two months Free
	Filming for commercial use	per day	9,785	10,235	10,706	11,188
	Filming for non-commercial use	per day	3,669	3,838	4,015	4,195
	Refundable Deposit		In line with managing risk	In line with managing risk	In line with managing risk	In line with managing risk


	SCHEDULE OF CHARGES FOR RECREATION FACILITIES REGION A					
	COMMUNITY DEVELOPMENT SPORT AND RECREATION					
			2024-25	2025-26	2026-27	2027-28
			ZAR	ZAR	ZAR	ZAR
	DIEPSLOOT YOUTH CENTRE					
	Main Hall					
	Hiring fee	per day	2,781	2,909	3,043	3,180
	GROUP ACTIVITIES					
	Large	Per Month	381	399	417	436
	Medium	Per Month	254	266	278	291
	Small	Per Month	127	133	139	145
	New Groups		First two months Free	First two months Free	First two months Free	First two months Free
	Filming for commercial use	per day	9,785	10,235	10,706	11,188
	Filming for non-commercial use	per day	3,669	3,838	4,015	4,195
	Refundable Deposit		In line with managing risk	In line with managing risk	In line with managing risk	In line with managing risk


	SCHEDULE OF CHARGES FOR RECREATION FACILITIES REGION A					
	COMMUNITY DEVELOPMENT SPORT AND RECREATION					
			2024-25	2025-26	2026-27	2027-28
			ZAR	ZAR	ZAR	ZAR
	LORD KHANYILE HALL					
	Main Hall					
	Hire Fee Hall (Super Large)	per day	2,365	2,474	2,587	2,704
	Outside Studio	per day	591	618	647	676
	GROUP ACTIVITIES					
	Large	Per Month	381	399	417	436
	Medium	Per Month	254	266	278	291
	Small	Per Month	127	133	139	145
	New Groups		First two months Free	First two months Free	First two months Free	First two months Free
	Filming for commercial use	per day	9,785	10,235	10,706	11,188
	Filming for non-commercial use	per day	3,669	3,838	4,015	4,195
	Refundable Deposit		In line with managing risk	In line with managing risk	In line with managing risk	In line with managing risk


SCHEDULE OF CHARGES FOR RECREATION FACILITIES REGION B					
 COMMUNITY DEVELOPMENT SPORT AND RECREATION					
		2024-25	2025-26	2026-27	2027-28
		ZAR	ZAR	ZAR	ZAR
BLAIRGOWRIE RECREATION CENTRE					
HALL HIRE					
Main Hall					
Hiring fee	Per Day	4,133	4,323	4,522	4,725
Side Hall - 2					
Hiring fee	Per Day	1,298	1,358	1,421	1,485
LAPA - OUTSIDE					
Hiring Fee	Per Day	1,390	1,454	1,520	1,589
ACTIVITY ROOMS					
Room 1 - Patio					
Hiring fee	Per Day	873	913	955	998
Room 2 - Boardroom					
Hiring Fee	Per Day	650	680	711	743
GROUP FEES:					
Acholics / Narcotics Anonymous	Per Month	102	107	112	117
Art Senior Ladies (Frances)	Per Hour	97	101	106	111
Badminton	Per Month	596	623	652	681
Dance Groups	Per Hour	102	107	112	117
Ballet	Per Hour	97	101	106	111
Bridge Northern Tuesday	Per Month	1,065	1,115	1,166	1,218
Bridge Wednesday	Per Month	761	796	832	870
Training group	Per Hour	102	106	111	116
Nursery School / Pre School / Creche	Per Month	5,794	6,060	6,339	6,624
Philatelic "Stamps" Sandton	Per Hour	102	106	111	116
Philatelic "Stamps" JHB	Per Hour	102	106	111	116
Exercise Groups	Per Hour	102	106	111	116
Doggy Creche	Per Hour	102	107	112	117
Rhythmic Gymnastics	Per Hour	97	101	106	111
Rhythmic Gymnastics	Per Month	3,579	3,744	3,916	4,092
Pottery	Per Hour	102	107	112	117
School Holiday Programme	Per Hour	102	107	112	117
Robotics	Per Hour	102	107	112	117
Rehearsals Charges	Per Hour	146	152	159	166
New Groups	Per Hour	94	99	103	108
New Groups		First two months Free	First two months Free	First two months Free	First two months Free
Filming for commercial use	Per Day	9,785	10,235	10,706	11,188
Filming for non-commercial use	Per Day	3,669	3,838	4,015	4,195
Refundable Deposit		In line with managing risk	In line with managing risk	In line with managing risk	In line with managing risk


	SCHEDULE OF CHARGES FOR RECREATION FACILITIES REGION B					
		COMMUNITY DEVELOPMENT SPORT AND RECREATION				
			2024-25	2025-26	2026-27	2027-28
			ZAR	ZAR	ZAR	ZAR
	FERNDALE RECREATION CENTRE					
	Main Hall					
	Hiring fee + Kitchen	Per Day	2,816	2,946	3,081	3,220
	African Room					
	Hiring fee	Per Day	715	748	782	817
	Funda					
	Hiring Fee	Per Day	708	741	775	809
	Studio					
	Hiring fee	Per Day	708	741	775	809
	Rainbow Room		800	836	875	914
	Hiring fee	Per Day				
	Sunny side Room					
	Hiring fee	Per Day	800	836	875	914
	Strelitzia Room					
	Hiring fee	Per Day	243	255	266	278
	Parrot Room					
	Hiring fee	Per Day	591	618	647	676
	Boardroom					
	Hiring fee	Per Day	716	749	784	819
	Club House					
	Hiring fee	Per Day	335	351	367	383
	Courts					
	Hiring fee	Per Day	514	537	562	587
	GROUP FEES:					
	Ballet	Per Annum	5,046	5,278	5,520	5,769
	Great Anocha Family Meeting	Per Annum	4,473	4,678	4,894	5,114
	Montessorri College	Per Month	1,523	1,593	1,667	1,742
	Pottery	Per Month	803	840	879	918
	Nails and Beauty	Per Month	423	442	463	484
	Cooking Classes	Per Month	254	265	278	290
	Volley Ball	Per Month	856	896	937	979
	Karate	Per Month	723	756	791	827
	FDA Dance	Per Month	848	887	928	969
	New Regular Groups	Per Hour	102	106	111	116
	Rehearsal Charges	Per Hour	146	153	160	167
	New Groups		First two months Free	First two months Free	First two months Free	First two months Free
	Filming for commercial use	Per Day	9,785	10,235	10,706	11,188
	Filming for non-commercial use	Per Day	3,669	3,838	4,015	4,195


SCHEDULE OF CHARGES FOR RECREATION FACILITIES REGION B							
		COMMUNITY DEVELOPMENT SPORT AND RECREATION					
			2024-25	2025-26	2026-27	2027-28	
			ZAR	ZAR	ZAR	ZAR	
		BERARIO RECREATION CENTRE					
		Main Hall					
		Hiring fee + Kitchen No.7	Per Day	6,979	7,300	7,636	7,980
		Green Hall					
		Hiring fee + Kitchen No.19	Per Day	2,544	2,662	2,784	2,909
		Activity room 10	Per Day	976	1,021	1,068	1,116
		Room Nr.13	Per Day	869	909	951	994
		New Group Fees					
		Full Main Hall	Per Month	2,471	2,585	2,704	2,825
		Half main hall	Per Month	1,236	1,292	1,352	1,413
		Full Green Hall	Per Month	780	816	854	892
		Half Green Hall	Per Month	390	408	427	446
		Ballet studio	Per Month	499	521	545	570
		13 Act Room	Per Month	271	283	296	310
		10 Act Room	Per Month	298	312	326	341
		Outside	Per Hour	88	92	96	101
		Zozo	Per Hour	43	45	47	50
		Group fees					
		Rehearsal Commercial	Per Hour	137	144	150	157
		Rehearsal Non-commercial	Per Hour	32	33	35	36
		Badminton	Per Annum	7,224	7,556	7,903	8,259
		Ballet	Per Month	5,618	3,132	3,276	3,423
		Bootcamp for women	Per Month	1,605	1,679	1,756	1,835
		Alcoholics / Narcotics Anonymous	Per Month	291	304	318	332
		Drama	Per Month	679	496	519	542
		Dance4joy	Per Month	273	285	298	312
		Fencing	Per Month	885	926	968	1,012
		Gambling Anonymous	Per Month	291	304	318	332
		Kickboxing	Per Month	614	642	672	702
		Line dancing	Per Month	585	612	640	669
		Modern Dancing	Per Month	1,423	1,578	1,651	1,725
		Open D	Per Month	375	392	411	429
		Resonance Music school	Per Month	1,364	608	636	665
		Rhythmic Gymnastics	Per Month	4,893	5,118	5,354	5,595
		Seniors Fitness	Per Month	577	604	632	660
		Tai Chi	Per Month	585	612	640	669
		Yoga	Per Month	543	568	594	621
		Karate	Per Month	370	387	405	423
		Swallow15 (Music)	Per Month	-	1,396	1,460	1,526
		Taekwando	Per Month	-	1,561	1,633	1,706
		Sunday Badminton	Per Month	-	472		
		Volleyball	Per Month	836	1,344	1,406	1,469
		New Groups		First two months Free	First two months Free	First two months Free	First two months Free
		Filming for commercial use	Per Day	9,785	10,235	10,706	11,188
		Filming for non-commercial use	Per Day	3,669	3,838	4,015	4,195
		Refundable Deposit		In line with managing risk	In line with managing risk	In line with managing risk	In line with managing risk


SCHEDULE OF CHARGES FOR RECREATION FACILITIES REGION B							
	COMMUNITY DEVELOPMENT SPORT AND RECREATION						
				2024-25	2025-26	2026-27	2027-28
				ZAR	ZAR	ZAR	ZAR
ROOSEVELT PARK RECREATION CENTRE							
	HALL HIRE						
	Main Hall						
	Hiring fee	Per Day		2,474	2,587	2,706	2,828
	VIP Room						
	Hiring fee	Per Day		1,435	1,501	1,570	1,641
	Division Hall						
	Hiring fee	Per Day		1,123	1,175	1,229	1,284
	Group fees						
	Rehearsal - Commercial	Per Hour	137	144	150	157	
	Rehearsal - Non Commercial	Per Hour	32	33	35	36	
	Art	Per Month	262	274	287	300	
	Ballet	Per Month	473	495	517	541	
	Bridge Social	Per Month	399	418	437	457	
	Dance Academy	Per Hour	32	33	35	37	
	Dance to Live	Per Hour	30	31	33	34	
	Eastern Bonsai Society	Per Month	95	99	104	109	
	EMB Guild	Per Annum	3,560	3,724	3,895	4,070	
	Floral Affairs	Per Month	95	99	104	109	
	Flexercise	Per Month	450	471	493	515	
	Franklin Players	Per Month	300	314	328	343	
	Gymnastic	Per Month	6,276	6,565	6,867	7,176	
	JHB Light Music Society	Per Annum	1,076	1,126	1,177	1,230	
	Judo	Per Month	467	488	511	534	
	LA Habanera Dance	Per Hour	32	33	35	37	
	Lace Guild	Per Annum	1,069	1,118	1,169	1,222	
	Nia	Per Month	225	235	246	257	
	Orchid Society	Per Month	95	99	104	109	
	Pilates	Per Month	289	303	316	331	
	Scrabble	Per Annum	725	758	793	829	
	Sequence Dance	Per Month	144	151	158	165	
	SME	Per Annum	725	758	793	829	
	Yoga	Per Month	403	422	441	461	
	Badminton	Per Month	303	317	332	347	
	Indoor Bowls	Per Month	145	152	159	166	
	Monday Bridge	Per Month	262	274	287	300	
	Rainbow Line Dance	Per Hour	102	106	111	116	
	Shibui Bonsai Society	Per Month	95	99	104	109	
	Silver Fit	Per Month	271	283	297	310	
	The Horticultural Society	Per Month	95	99	104	109	
	Zumba	Per Month	346	362	379	396	
	Tai Chi	Per Month	250	262	274	286	
	New Groups			First two months Free	First two months Free	First two months Free	First two months Free
	Filming for commercial use	Per Day	9,785	10,235	10,706	11,188	
	Filming for non-commercial use	Per Day	3,669	3,838	4,015	4,195	
	Refundable Deposit			In line with managing risk	In line with managing risk	In line with managing risk	In line with managing risk



SCHEDULE OF CHARGES FOR RECREATION FACILITIES REGION B						
	COMMUNITY DEVELOPMENT SPORT AND RECREATION					
			2024-25	2025-26	2026-27	2027-28
			ZAR	ZAR	ZAR	ZAR
	DANIE VAN ZYL RECREATION CENTRE					
	HALL HIRE					
	Main Hall					
	Hiring fee	Per Day	4,280	4,477	4,683	4,894
	Stage	Per Day	600	628	656	686
	Side Hall					
	Hire fee	Per Day	1,726	1,806	1,889	1,974
	Dance Studio					
	Hire fee	Per Hour	200	209	219	229
	Circulation Area	Per Day	600	628	656	686
	GROUP FEES:					
	Rehearsals Commercial	Per Hour	137	144	150	157
	Rehearsals - Non Commercial	Per Hour	32	33	35	36
	Sport and Recreation Groups	Per Month	600	628	656	686
	Commercial Groups	Per Month	780	816	853	892
	Casual Groups once off	Per Day	321	335	351	367
	Saeed Foundation	Per Month	817	855	894	935
	Virtuoso	Per Month	817	855	894	935
	NGO commercial once-off	Per Month	629	658	688	719
	NGO non-commercial	Per Month	157	164	172	180
	Creche	Per Month	3,447	3,605	3,771	3,941
	Club House	Per Month	3,701	3,871	4,049	4,232
	Club house once off	Per Day	161	168	176	184
	Sports grounds	Per Hour	79	82	86	90
	Courts	Per Hour	79	82	86	90
	New Groups		First two months Free	First two months Free	First two months Free	First two months Free
	Filming for commercial use	Per Day	9,785	10,235	10,706	11,188
	Filming for non-commercial use	Per Day	3,669	3,838	4,015	4,195
	Refundable Deposit		In line with managing risk	In line with managing risk	In line with managing risk	In line with managing risk


SCHEDULE OF CHARGES FOR RECREATION FACILITIES REGION B							
	COMMUNITY DEVELOPMENT SPORT AND RECREATION						
				2024-25	2025-26	2026-27	2027-28
				ZAR	ZAR	ZAR	ZAR
	PARKHURST RECREATION CENTRE						
	HALL HIRE						
	Main Hall						
	Hiring fee	Per Day		3,056	3,196	3,343	3,494
	ACTIVITY ROOMS						
	Room 1						
	Hiring fee	Per Day		702	734	768	802
	Room 2						
	Hiring fee	Per Day		665	696	728	761
	Room 3						
	Hiring fee	Per Day		665	696	728	761
	GROUP FEES						
	New Groups	Per Hour		58	60	63	66
	Rehearsals - Commercial	Per Hour		137	144	150	157
	Rehearsals - Non Commercial	Per Hour		32	33	35	36
	Art Classes	Per Month		2,066	2,161	2,260	2,362
	Ballet	Per School Term		1,687	1,765	1,846	1,929
	Fitness League	Per Month		339	355	371	388
	Gymnastic	Per Month		4,743	4,961	5,190	5,423
	Narcotics Anon	Per Annum		3,525	3,687	3,857	4,030
	Spanish Dance	Per Month		940	983	1,029	1,075
	Tennis	Per Month		1,213	1,268	1,327	1,386
	Other Group Fees	Per Hour		127	133	139	146
	Yoga	Per Month		966	1,010	1,057	1,104
	New Groups			First two months Free	First two months Free	First two months Free	First two months Free
	Filming for commercial use	Per Day		9,785	10,235	10,706	11,188
	Filming for non-commercial use	Per Day		3,669	3,838	4,015	4,195
	Refundable Deposit			In line with managing risk	In line with managing risk	In line with managing risk	In line with managing risk


SCHEDULE OF CHARGES FOR RECREATION FACILITIES REGION B							
	COMMUNITY DEVELOPMENT SPORT AND RECREATION						
				2024-25	2025-26	2026-27	2027-28
				ZAR	ZAR	ZAR	ZAR
	MARAISBURG RECREATION CENTRE						
	HALL HIRE						
	Hire fee	Per Day		2,417	2,528	2,645	2,764
	Kitchen	Per Day		381	399	417	436
	Side Hall						
	Hiring fee	Per Day		1,234	1,291	1,350	1,411
	ACTIVITY ROOMS						
	Room 1	Per Day		571	598	625	653
	GROUP FEES:						
	Karate	Per Month		714	746	781	816
	Rehearsals						
	Rehearsals - Commercial	Per Hour		137	144	150	157
	Rehearsals - Non Commercial	Per Hour		32	33	35	36
	New Groups			First two months Free	First two months Free	First two months Free	First two months Free
	Filming for commercial use	Per Day		9,785	10,235	10,706	11,188
	Filming for non-commercial use	Per Day		3,669	3,838	4,015	4,195
	Refundable Deposit			In line with managing risk	In line with managing risk	In line with managing risk	In line with managing risk


SCHEDULE OF CHARGES FOR RECREATION FACILITIES REGION B						
	COMMUNITY DEVELOPMENT SPORT AND RECREATION					
			2024-25	2025-26	2026-27	2027-28
			ZAR	ZAR	ZAR	ZAR
	BOSMONT RECREATION CENTRE					
	HALL HIRE					
	Main Hall					
	Hiring fee	Per Day	1,844	1,929	2,018	2,109
	Committee Room					
	Hiring Fee	Per Day	353	369	386	403
	GROUP FEES:					
	Alcoholics / Narcotics Anonymous	Per Month	97	51	53	56
	Modern Dance	Per Month	669	700	732	765
	Social ballroom dance	Per Month	221	231	242	253
	Table Tennis	Per Month	174	182	191	199
	Karate	Per Month	-	296	310	324
	Indonesian Martial Arts	Per Month	-	370	387	404
	New Groups	Per Hour	37	39	40	42
	Rehearsals - Commercial	Per Hour	137	144	150	157
	Rehearsals - Non Commercial	Per Hour	32	33	35	36
	New Groups		First two months Free	First two months Free	First two months Free	First two months Free
	Filming for commercial use	Per Day	9,785	10,235	10,706	11,188
	Filming for non-commercial use	Per Day	3,669	3,838	4,015	4,195
	Refundable Deposit		In line with managing risk	In line with managing risk	In line with managing risk	In line with managing risk


SCHEDULE OF CHARGES FOR RECREATION FACILITIES REGION B						
	COMMUNITY DEVELOPMENT SPORT AND RECREATION					
			2024-25	2025-26	2026-27	2027-28
			ZAR	ZAR	ZAR	ZAR
	RIVERLEA RECREATION CENTRE					
	HALL HIRE					
	Main Hall					
	Hiring fee	Per Day	2,342	2,449	2,562	2,677
	Room 2					
	Hiring fee	Per Day	986	1,032	1,079	1,128
	Side Hall	Per Day	151	158	165	172
	Room 3					
	Hiring Fee	Per Day	711	744	778	813
	GROUP FEES:					
	Enviro Parks	Per Month	926	968	1,013	1,058
	Aerobics	Per Month	191	199	209	218
	Gym	Per Month	381	399	417	436
	Karate	per session	36	38	40	41
	Other Groups	per session	36	38	40	41
	New Groups		First two months Free	First two months Free	First two months Free	First two months Free
	Filming for commercial use	Per Day	9,785	10,235	10,706	11,188
	Filming for non-commercial use	Per Day	3,669	3,838	4,015	4,195
	Refundable Deposit		In line with managing risk	In line with managing risk	In line with managing risk	In line with managing risk


		SCHEDULE OF CHARGES FOR RECREATION FACILITIES REGION B					
		COMMUNITY DEVELOPMENT SPORT AND RECREATION					
				2024-25	2025-26	2026-27	2027-28
				ZAR	ZAR	ZAR	ZAR
		CORONATIONVILLE RECREATION CENTRE					
		Main Hall					
		Hiring fee		2,261	2,365	2,474	2,586
		Bar Fee		697	730	763	797
		Studio					
		Hiring fee		938	981	1,026	1,073
		ACTIVITY ROOMS					
		Room 1					
		Duck					
		Hiring fee		190	199	208	218
		Room 2					
		Eagle, Parrot					
		Hiring fee		446	466	488	509
		GROUP FEES:					
		Burial Society	Per Month	160	167	175	182
		Aftercare	Per Month	-	530	554	579
		Karate	Per Month	-	283	296	309
		New Group fee	Per Hour	38	39	41	43
		Rehearsals Commercial	Per Hour	137	144	150	157
		Rehearsals - non commercial	Per Hour	32	33	35	36
		New Groups		First two months Free	First two months Free	First two months Free	First two months Free
		Filming for commercial use	Per Day	9,785	10,235	10,706	11,188
		Filming for non-commercial use	Per Day	3,669	3,838	4,015	4,195
		Refundable Deposit		In line with managing risk	In line with managing risk	In line with managing risk	In line with managing risk
		SCHEDULE OF CHARGES FOR RECREATION FACILITIES REGION B					
		COMMUNITY DEVELOPMENT SPORT AND RECREATION					
				2024-25	2025-26	2026-27	2027-28
				ZAR	ZAR	ZAR	ZAR
		WESTDENE RECREATION CENTRE					
		HALL HIRE					
		Main Hall					
		Hiring fee	Per Day	1,689	1,766	1,848	1,931
		Lapa					
		Hiring Fee	Per Day	317	331	346	362
		Group Fees					
		Yoga	Per Month	220	230	241	252
		Language tuition	Per Month	220	230	241	252
		Maths classes	Per Month	307	321	336	351
		Narcotics Anonymous	Per session	36	38	40	41
		Rehearsals Commercial	Per Hour	137	144	150	157
		Rehearsals - Non Commercial	Per Hour	32	33	35	36
		Youth Group	Per Month	209	218	228	238
		Drama Workshop	Per Month	474	496	519	542
		Table Tennis	Per Month	291	305	319	333
		New Groups	Per Hour	37	39	40	42
		Nursery School / Pre School	Per Month	726	759	794	830
		Bible Studies	Per Month	280	293	307	321
		New Groups		First two months Free	First two months Free	First two months Free	First two months Free
		Filming for commercial use	Per Day	9,785	10,235	10,706	11,188
		Filming for non-commercial use	Per Day	3,669	3,838	4,015	4,195
		Refundable Deposit		In line with managing risk	In line with managing risk	In line with managing risk	In line with managing risk


		SCHEDULE OF CHARGES FOR RECREATION FACILITIES REGION B					
		COMMUNITY DEVELOPMENT SPORT AND RECREATION					
				2024-25	2025-26	2026-27	2027-28
				ZAR	ZAR	ZAR	ZAR
		WESTBURY / DORCAS RECREATION CENTRE					
		HALL HIRE					
		Main Hall					
		Hiring fee	Per Day	1,655	1,731	1,811	1,892
		Boardroom					
		Hiring fee	Per Day	337	352	368	385
		GROUP FEES:					
		Nursery School / Pre School	Per Month	726	759	794	830
		Westbury Dance	Per Month	338	354	370	386
		Women of Vision	Per Month	479	501	524	547
		Seido Karate	Per Month	279	292	305	319
		Ballroom Dancing	Per Month	317	331	346	362
		Rehearsals Commercial	Per Hour	137	144	150	157
		Rehearsals Non-Commercial	Per Hour	32	33	35	36
		New Groups		First two months Free	First two months Free	First two months Free	First two months Free
		Filming for commercial use		Per Day	9,785	10,235	10,706
		Filming for non-commercial use		Per Day	3,669	3,838	4,015
		Refundable Deposit		In line with managing risk	In line with managing risk	In line with managing risk	In line with managing risk


		SCHEDULE OF CHARGES FOR RECREATION FACILITIES REGION B					
		COMMUNITY DEVELOPMENT SPORT AND RECREATION					
				2024-25	2025-26	2026-27	2027-28
				ZAR	ZAR	ZAR	ZAR
		WINDSOR EAST RECREATION CENTRE					
		HALL HIRE					
		Main Hall					
		Hiring fee	Per Day	1,874	1,960	2,050	2,142
		GROUP FEES:					
		Aftercare	Per Month	1,152	1,205	1,261	1,317
		Sewing	Per Month	455	476	498	520
		New Groups	Per Hour	38	39	41	43
		Rehearsals Commercial	Per Hour	137	144	150	157
		Rehearsals Non-Commercial	Per Hour	32	33	35	36
		New Groups		First two months Free	First two months Free	First two months Free	First two months Free
		Filming for commercial use		Per Day	9,785	10,235	10,706
		Filming for non-commercial use		Per Day	3,669	3,838	4,015
		Refundable Deposit		In line with managing risk	In line with managing risk	In line with managing risk	In line with managing risk


SCHEDULE OF CHARGES FOR RECREATION FACILITIES REGION B							
		COMMUNITY DEVELOPMENT SPORT AND RECREATION					
				2024-25	2025-26	2026-27	2027-28
				ZAR	ZAR	ZAR	ZAR
		BRIXTON REC					
		HALL HIRE					
		Main Hall					
		Hiring fee	Per Day	2,324	2,430	2,542	2,657
		Blue Room					
		Hiring fee	Per Day	488	510	533	557
		Canary Room					
		Hiring fee	Per Day	244	255	267	279
		Boardroom					
		Hiring Fee	Per Day	243	255	266	278
		Hiring Fee	Per Annum	1,609	1,683	1,760	1,839
		Group Activities					
		Boxing	Per Month	626	654	685	715
		New groups	Per Hour	30	32	33	35
		Rehearsals Commercial	Per Hour	132	138	144	151
		Rehearsals Non-Commercial	Per Hour	30	32	33	35
		New Groups		First two months Free	First two months Free	First two months Free	First two months Free
		Filming for commercial use	Per Day	9,785	10,235	10,706	11,188
		Filming for non-commercial use	Per Day	3,518	3,680	3,849	4,022
		Refundable Deposit		In line with managing risk	In line with managing risk	In line with managing risk	In line with managing risk


	SCHEDULE OF CHARGES FOR RECREATION FACILITIES REGION C					
	COMMUNITY DEVELOPMENT SPORT AND RECREATION					
			2024-25	2025-26	2026-27	2027-28
			ZAR	ZAR	ZAR	ZAR
	BOSKRUIN COMMUNITY CENTRE					
	HALL HIRE					
	Jacaranda Hall					
	Hiring fee	Per Day	2,702	2,827	2,957	3,090
	Protea					
	Hiring fee	Per Day	2,042	2,136	2,234	2,335
	ACTIVITY ROOMS					
	Clivia					
	Hiring Fee	Per Day	312	326	341	356
	GROUP FEES					
	Jacaranda Hall use	Per Session	791	827	865	904
	Protea Hall	Per Session	711	744	778	813
	Clivia Room	Per Session	578	604	632	661
	Aloe Room	Per Session	518	542	567	592
	New Groups		First two months Free	First two months Free	First two months Free	First two months Free
	Filming for commercial use	Per Day	9,785	10,235	10,706	11,188
	Filming for non-commercial use	Per Day	3,669	3,838	4,015	4,195
	Refundable Deposit		In line with managing risk	In line with managing risk	In line with managing risk	In line with managing risk


	SCHEDULE OF CHARGES FOR RECREATION FACILITIES REGION C					
	COMMUNITY DEVELOPMENT SPORT AND RECREATION					
			2024-25	2025-26	2026-27	2027-28
			ZAR	ZAR	ZAR	ZAR
	COSMO CITY MULTI PURPOSE HALL					
	HALL HIRE					
	Main Hall					
	Hiring fee	Per Day	3,814	3,990	4,173	4,361
	Side Hall					
	Hiring fee	Per Day	636	665	696	727
	Foyer	Per Day	-	650	680	710
	Boardroom	Per Day	-	500	523	547
	Groups	Per Month	300	314	328	343
	New Groups		First two months Free	First two months Free	First two months Free	First two months Free
	Soccer fields	Per Game	351	367	384	401
	Basketball courts	Per Session	165	173	181	189
	Netball courts	Per Session	165	173	181	189
	Filming for commercial use	Per Day	9,785	10,235	10,706	11,188
	Filming for non-commercial use	Per Day	3,669	3,838	4,015	4,195
	Refundable Deposit		In line with managing risk	In line with managing risk	In line with managing risk	In line with managing risk


		SCHEDULE OF CHARGES FOR RECREATION FACILITIES REGION C					
		COMMUNITY DEVELOPMENT SPORT AND RECREATION					
				2024-25	2025-26	2026-27	2027-28
				ZAR	ZAR	ZAR	ZAR
		ROODEPOORT CITY HALL					
		HALL HIRE					
		Main Hall					
		Hiring fee	Per Day	4,450	4,655	4,869	5,088
		Side Hall					
		Hiring fee	Per Day	2,543	2,660	2,782	2,907
		NEW GROUP FEES	Per Month	165	173	181	189
		New Groups		First two months Free	First two months Free	First two months Free	First two months Free
		Filming for commercial use	Per Day	9,785	10,235	10,706	11,188
		Filming for non-commercial use	Per Day	3,669	3,838	4,015	4,195
		Refundable Deposit		In line with managing risk	In line with managing risk	In line with managing risk	In line with managing risk


		SCHEDULE OF CHARGES FOR RECREATION FACILITIES REGION C					
		COMMUNITY DEVELOPMENT SPORT AND RECREATION					
				2024-25	2025-26	2026-27	2027-28
				ZAR	ZAR	ZAR	ZAR
		DISCOVERY RECREATION CENTRE					
		HALL HIRE					
		Main Hall					
		Hiring fee	Per Day	1,541	1,612	1,686	1,762
		SIDE HALL					
		Hiring Fee	Per Day	735	769	804	840
		ACTIVITY ROOMS					
		Pigeon Hall					
		Hiring fee	Per Day	313	327	342	358
		GROUP FEES					
		Pottery	Per Month	1,185	1,239	1,296	1,354
		Main Hall	Per Month	1,038	1,086	1,136	1,187
		Side Hall	Per Month	522	546	571	597
		Ballet	Per Month	3,814	3,990	4,173	4,361
		New Groups		First two months Free	First two months Free	First two months Free	First two months Free
		Filming for commercial use	Per Day	9,785	10,235	10,706	11,188
		Filming for non-commercial use	Per Day	3,669	3,838	4,015	4,195
		Refundable Deposit		In line with managing risk	In line with managing risk	In line with managing risk	In line with managing risk


	SCHEDULE OF CHARGES FOR RECREATION FACILITIES REGION C					
	COMMUNITY DEVELOPMENT SPORT AND RECREATION					
			2024-25	2025-26	2026-27	2027-28
			ZAR	ZAR	ZAR	ZAR
	DISCOVERY RECREATION CENTRE					
	HALL HIRE					
	Main Hall					
	Hiring fee	Per Day	1,541	1,612	1,686	1,762
	SIDE HALL					
	Hiring Fee	Per Day	735	769	804	840
	ACTIVITY ROOMS					
	Pigeon Hall					
	Hiring fee	Per Day	313	327	342	358
	GROUP FEES					
	Pottery	Per Month	1,185	1,239	1,296	1,354
	Main Hall	Per Month	1,038	1,086	1,136	1,187
	Side Hall	Per Month	522	546	571	597
	Ballet	Per Month	3,814	3,990	4,173	4,361
	New Groups		First two months Free	First two months Free	First two months Free	First two months Free
	Filming for commercial use	Per Day	9,785	10,235	10,706	11,188
	Filming for non-commercial use	Per Day	3,669	3,838	4,015	4,195
	Refundable Deposit		In line with managing risk	In line with managing risk	In line with managing risk	In line with managing risk


	SCHEDULE OF CHARGES FOR RECREATION FACILITIES REGION C					
	COMMUNITY DEVELOPMENT SPORT AND RECREATION					
			2024-25	2025-26	2026-27	2027-28
			ZAR	ZAR	ZAR	ZAR
	DAVIDSONVILLE RECREATION CENTRE					
	HALL HIRE					
	Main Hall					
	Hiring fee	Per Day	860	900	941	984
	GROUP FEES					
	New Group Fees	Per Month	339	355	371	388
	Social Office (whole facility)	Per Month	1,907	1,995	2,087	2,180
	Social Office (per office)	Per Month	381	399	417	436
	New Groups		First two months Free	First two months Free	First two months Free	First two months Free
	Filming for commercial use	Per Day	9,785	10,235	10,706	11,188
	Filming for non-commercial use	Per Day	3,669	3,838	4,015	4,195
	Refundable Deposit		In line with managing risk	In line with managing risk	In line with managing risk	In line with managing risk


		SCHEDULE OF CHARGES FOR RECREATION FACILITIES REGION C						
		COMMUNITY DEVELOPMENT SPORT AND RECREATION						
				2024-25	2025-26	2026-27	2027-28	
				ZAR	ZAR	ZAR	ZAR	
		WITPOORTJIE RECREATION CENTRE						
		HALL HIRE						
		Main Hall						
		Hiring fee	Per Day	1,907	1,995	2,087	2,180	
		Side Hall						
		Hall Hire	Per Day	738	772	807	843	
		GROUP FEES						
		Main Hall	Per Month	520	544	569	595	
		Side Hall	Per Month	266	279	292	305	
		Boxing Hall	Per Month	334	349	365	382	
		New Groups		First two months Free	First two months Free	First two months Free	First two months Free	
		Filming for commercial use		Per Day	9,785	10,235	10,706	11,188
		Filming for non-commercial use		Per Day	3,669	3,838	4,015	4,195
		Refundable Deposit			In line with managing risk	In line with managing risk	In line with managing risk	In line with managing risk


		SCHEDULE OF CHARGES FOR RECREATION FACILITIES REGION C						
		COMMUNITY DEVELOPMENT SPORT AND RECREATION						
				2024-25	2025-26	2026-27	2027-28	
				ZAR	ZAR	ZAR	ZAR	
		TSEPISONG RECREATION CENTRE						
		HALL HIRE						
		Hiring fee	Per Day	814	851	890	930	
		GROUP FEES						
		Main Hall	Per Month	352	368	385	402	
		New Groups		First two months Free	First two months Free	First two months Free	First two months Free	
		Filming for commercial use		Per Day	9,785	10,235	10,706	11,188
		Filming for non-commercial use		Per Day	3,669	3,838	4,015	4,195


		SCHEDULE OF CHARGES FOR RECREATION FACILITIES REGION C					
		COMMUNITY DEVELOPMENT SPORT AND RECREATION					
				2024-25	2025-26	2026-27	2027-28
				ZAR	ZAR	ZAR	ZAR
		DOORNKOP RECREATION CENTRE					
		HALL HIRE					
		Main Hall					
		Hiring fee	Per Day	860	900	941	984
		Activity Room					
		Hire Fee	Per Day	318	332	348	363
		Group Fees					
		Netball courts	Per Month	157	164	171	179
		Basketball courts	Per Month	157	164	171	179
		New group fees	Per Month	339	355	371	388
		New Groups		First two months Free	First two months Free	First two months Free	First two months Free
		Filming for commercial use	Per Day	9,785	10,235	10,706	11,188
		Filming for non-commercial use	Per Day	3,669	3,838	4,015	4,195
		Refundable Deposit		In line with managing risk	In line with managing risk	In line with managing risk	In line with managing risk


		SCHEDULE OF CHARGES FOR RECREATION FACILITIES REGION C					
		COMMUNITY DEVELOPMENT SPORT AND RECREATION					
				2024-25	2025-26	2026-27	2027-28
				ZAR	ZAR	ZAR	ZAR
		FLEURHOF RECREATION CENTRE					
		HALL HIRE					
		Main Hall					
		Hiring fee	Per Day	1,564	1,636	1,711	1,788
		Side Hall					
		Hiring fee	Per Day	1,271	1,330	1,391	1,454
		GROUP FEES					
		Main Hall	Per Month	381	399	417	436
		Side Hall	Per Month	318	332	348	363
		Squash court	Per Month	191	199	209	218
		New Groups		First two months Free	First two months Free	First two months Free	First two months Free
		Filming for commercial use	Per Day	9,785	10,235	10,706	11,188
		Filming for non-commercial use	Per Day	3,669	3,838	4,015	4,195
		Refundable Deposit		In line with managing risk	In line with managing risk	In line with managing risk	In line with managing risk


		SCHEDULE OF CHARGES FOR RECREATION FACILITIES REGION C				
		COMMUNITY DEVELOPMENT SPORT AND RECREATION				
			2024-25	2025-26	2026-27	2027-28
			ZAR	ZAR	ZAR	ZAR
		BRAMFICHERVILLE MULTIPURPOSE CENTRE				
		HALL HIRE				
		Hiring fee Per Day	860	900	941	984
		Activity Room				
		Hire Fee Per Day	318	332	348	363
		Soccer Fields				
		Hire Fee Per Day	353	369	386	404
		Group Fee				
		New Goup Fee Per Month	339	355	371	388
		New Groups	First two months Free	First two months Free	First two months Free	First two months Free
		Filming for commercial use Per Day	9,785	10,235	10,706	11,188
		Filming for non-commercial use Per Day	3,669	3,838	4,015	4,195
		Refundable Deposit	In line with managing risk	In line with managing risk	In line with managing risk	In line with managing risk


		SCHEDULE OF CHARGES FOR RECREATION FACILITIES REGION C				
		COMMUNITY DEVELOPMENT SPORT AND RECREATION				
			2024-25	2025-26	2026-27	2027-28
			ZAR	ZAR	ZAR	ZAR
		LEX McMillan Recreation Centre				
		HALL HIRE				
		Hiring fee Per Day	-	769	804	840
		Group Fee				
		New Group Fee Per Month	-	355	371	388
		New Groups	First two months Free	First two months Free	First two months Free	First two months Free
		Filming for commercial use Per Day	9,785	10,235	10,706	11,188
		Filming for non-commercial use Per Day	3,669	3,838	4,015	4,195
		Refundable Deposit	In line with managing risk	In line with managing risk	In line with managing risk	In line with managing risk


	SCHEDULE OF CHARGES FOR RECREATION FACILITIES REGION D					
	COMMUNITY DEVELOPMENT SPORT AND RECREATION					
			2024-25	2025-26	2026-27	2027-28
			ZAR	ZAR	ZAR	ZAR
	ORLANDO COMMUNAL HALL					
	ARENA					
	Hire Fee	Per Day	4,000	4,184	4,376	4,573
	Kitchen	Per Day	907	949	993	1,037
	MEDIUM HALL					
	Hire Fee	Per Day	1,271	1,330	1,391	1,454
	SMALL HALL					
	Hire fee	Per Day	937	980	1,025	1,072
	GROUP ACTIVITIES					
	Large	Per Month	381	399	417	436
	Medium	Per Month	254	266	278	291
	Small	Per Month	127	133	139	145
	New Groups		First two months Free	First two months Free	First two months Free	First two months Free
	Refundable Deposit		In line with managing risk	In line with managing risk	In line with managing risk	In line with managing risk
	Filming for commercial use	Per Day	9,785	10,235	10,706	11,188
	Filming for non-commercial use	Per Day	3,669	3,838	4,015	4,195


	SCHEDULE OF CHARGES FOR RECREATION FACILITIES REGION D					
	COMMUNITY DEVELOPMENT SPORT AND RECREATION					
			2024-25	2025-26	2026-27	2027-28
			ZAR	ZAR	ZAR	ZAR
	DAVID PINE RECREATION CENTRE					
	HALL HIRE					
	Main Hall	Per Day	2,300	2,406	2,516	2,630
	Kitchen	Per Day	445	465	487	508
	GROUP ACTIVITIES					
	Large	Per Month	381	399	417	436
	Medium	Per Month	254	266	278	291
	Small	Per Month	127	133	139	145
	New Groups		First two months Free	First two months Free	First two months Free	First two months Free
	Refundable Deposit		In line with managing risk	In line with managing risk	In line with managing risk	In line with managing risk
	Filming for commercial use	Per Day	9,785	10,235	10,706	11,188
	Filming for non-commercial use	Per Day	3,669	3,838	4,015	4,195


	SCHEDULE OF CHARGES FOR RECREATION FACILITIES REGION D					
		COMMUNITY DEVELOPMENT SPORT AND RECREATION				
			2024-25	2025-26	2026-27	2027-28
			ZAR	ZAR	ZAR	ZAR
	DIEPKLOOF MULTI-PURPOSE HALL					
	LARGE HALL					
	Hire fee	Per Day	2,500	2,000	2,092	2,186
	MEDIUM HALL					
	Hall hire	Per Day	636	636	665	695
	SMALL HALL					
	Hall hire	Per Day	191	199	209	218
	Kitchen	Per Day	445	465	487	509
	Office Space	Per Month	254	266	278	291
	GROUP ACTIVITIES					
	Large	Per Month	381	399	417	436
	Medium	Per Month	254	266	278	291
	Small	Per Month	127	133	139	145
	New Groups		First two months Free	First two months Free	First two months Free	First two months Free
	Refundable Deposit		In line with managing risk	In line with managing risk	In line with managing risk	In line with managing risk
	Filming for commercial use	Per Day	9,785	10,235	10,706	11,188
	Filming for non-commercial use	Per Day	3,669	3,838	4,015	4,195


	SCHEDULE OF CHARGES FOR RECREATION FACILITIES REGION D					
		COMMUNITY DEVELOPMENT SPORT AND RECREATION				
			2024-25	2025-26	2026-27	2027-28
			ZAR	ZAR	ZAR	ZAR
	NALEDI HALL					
	Main Hall					
	Hall Hire	Per Day	3,171	3,316	3,469	3,625
	Activity room 1	Per Day	636	665	696	727
	Activity room 2	Per Day	636	665	696	727
	Boardroom	Per Day	636	665	696	727
	GROUP ACTIVITIES					
	Large	Per Month	381	399	417	436
	Medium	Per Month	254	266	278	291
	Small	Per Month	127	133	139	145
	New Groups		First two months Free	First two months Free	First two months Free	First two months Free
	Refundable Deposit		In line with managing risk	In line with managing risk	In line with managing risk	In line with managing risk
	Filming for commercial use	Per Day	9,785	10,235	10,706	11,188
	Filming for non-commercial use	Per Day	3,669	3,838	4,015	4,195


		SCHEDULE OF CHARGES FOR RECREATION FACILITIES REGION D				
		COMMUNITY DEVELOPMENT SPORT AND RECREATION				
			2024-25	2025-26	2026-27	2027-28
			ZAR	ZAR	ZAR	ZAR
		PIMVILLE RECREATION CENTRE				
		LARGE HALL				
	Hall Hire	Per Day	1,894	1,981	2,073	2,166
		SMALL HALL				
	Hall hire	Per Day	636	536	561	586
	Kitchen	Per Day	381	399	417	436
		SIDE HALL				
	Hall Hire	Per Day	-	636	665	695
		NETBALL AND BASKETBALL COURTS				
	Basketball Courts	Per Month	-	410	429	448
	Netball Courts	Per Month	-	410	429	448
	Once-Off	Per Hour	-	76	79	83
		GROUP ACTIVITIES				
	Large	Per Month	381	399	417	436
	Medium	Per Month	254	266	278	291
	Small	Per Month	127	133	139	145
	New Groups		First two months Free	First two months Free	First two months Free	First two months Free
	Refundable Deposit		In line with managing risk	In line with managing risk	In line with managing risk	In line with managing risk
	Filming for commercial use	Per Day	9,785	10,235	10,706	11,188
	Filming for non-commercial use	Per Day	3,669	3,838	4,015	4,195


		SCHEDULE OF CHARGES FOR RECREATION FACILITIES REGION D				
		COMMUNITY DEVELOPMENT SPORT AND RECREATION				
			2024-25	2025-26	2026-27	2027-28
			ZAR	ZAR	ZAR	ZAR
		MEADOWLANDS ZONE 10 MULTIPURPOSE CENTRE				
		LARGE HALL				
	Hall Hire	Per Day	1,526	1,596	1,669	1,744
		SMALL HALL 1				
	Hall Hire	Per Day	445	465	487	509
		SMALL HALL 2				
	Hall hire	Per Day	445	465	487	509
	Kitchen	Per Day	379	396	415	433
		BOARDROOM				
	Hall Hire	Per Day	472	494	517	540
		GROUP ACTIVITIES				
	Large	Per Month	381	399	417	436
	Medium	Per Month	254	266	278	291
	Small	Per Month	127	133	139	145
	New Groups		First two months Free	First two months Free	First two months Free	First two months Free
	Refundable Deposit		In line with managing risk	In line with managing risk	In line with managing risk	In line with managing risk
	Filming for commercial use	Per Day	9,785	10,235	10,706	11,188
	Filming for non-commercial use	Per Day	3,669	3,838	4,015	4,195


	SCHEDULE OF CHARGES FOR RECREATION FACILITIES REGION D					
		COMMUNITY DEVELOPMENT SPORT AND RECREATION				
			2024-25	2025-26	2026-27	2027-28
			ZAR	ZAR	ZAR	ZAR
	DLAMINI RECREATION CENTRE					
	LARGE HALL					
	Hall Hire	Per Day	5,000	5,230	5,471	5,717
	Kitchen	Per Day	381	399	417	436
	SMALL HALL					
	Hall hire	Per Day	763	798	835	872
	ROOM					
	Hall Hire	Per Day	381	399	417	436
	Gym	Per Month	2,543	1,500	1,569	1,640
	GROUP ACTIVITIES					
	Large	Per Month	381	399	417	436
	Medium	Per Month	254	266	278	291
	Small	Per Month	127	133	139	145
	New Groups		First two months Free	First two months Free	First two months Free	First two months Free
	Refundable Deposit		In line with managing risk	In line with managing risk	In line with managing risk	In line with managing risk
	Filming for commercial use	Per Day	9,785	10,235	10,706	11,188
	Filming for non-commercial use	Per Day	3,669	3,838	4,015	4,195


	SCHEDULE OF CHARGES FOR RECREATION FACILITIES REGION D					
		COMMUNITY DEVELOPMENT SPORT AND RECREATION				
			2024-25	2025-26	2026-27	2027-28
			ZAR	ZAR	ZAR	ZAR
	EKHAYA CENTRE					
	MAIN HALL					
	Hall Hire	Per Day	1,196	1,251	1,309	1,368
	Activity Room	Per Day	318	332	348	363
	GROUP ACTIVITIES					
	Large	Per Month	381	399	417	436
	Medium	Per Month	254	266	278	291
	Small	Per Month	127	133	139	145
	New Groups		First two months Free	First two months Free	First two months Free	First two months Free
	Refundable Deposit		In line with managing risk	In line with managing risk	In line with managing risk	In line with managing risk
	Filming for commercial use	Per Day	9,785	10,235	10,706	11,188
	Filming for non-commercial use	Per Dav	3,669	3,838	4,015	4,195


	SCHEDULE OF CHARGES FOR RECREATION FACILITIES REGION D					
	COMMUNITY DEVELOPMENT SPORT AND RECREATION					
			2024-25	2025-26	2026-27	2027-28
			ZAR	ZAR	ZAR	ZAR
	EKUTHULENI RECREATION CENTRE					
	MAIN HALL					
	Hall hire	Per Day	1,255	1,313	1,374	1,435
	SMALL HALL					
	Hall hire	Per Day	509	532	556	581
	GROUP ACTIVITIES					
	Large	Per Month	381	399	417	436
	Medium	Per Month	254	266	278	291
	Small	Per Month	127	133	139	145
	New Groups		First two months Free	First two months Free	First two months Free	First two months Free
	Refundable Deposit		In line with managing risk	In line with managing risk	In line with managing risk	In line with managing risk
	Filming for commercial use	Per Day	9,785	10,235	10,706	11,188
	Filming for non-commercial use	Per Day	3,669	3,838	4,015	4,195


	SCHEDULE OF CHARGES FOR RECREATION FACILITIES REGION D					
	COMMUNITY DEVELOPMENT SPORT AND RECREATION					
			2024-25	2025-26	2026-27	2027-28
			ZAR	ZAR	ZAR	ZAR
	KOPANONG HALL					
	Hall Hire	Per Day	2,000	1,500	1,569	1,640
	GROUP ACTIVITIES					
	Large	Per Month	381	399	417	436
	Medium	Per Month	254	266	278	291
	Small	Per Month	127	133	139	145
	New Groups		First two months Free	First two months Free	First two months Free	First two months Free
	Refundable Deposit		In line with managing risk	In line with managing risk	In line with managing risk	In line with managing risk
	Filming for commercial use	Per Day	9,785	10,235	10,706	11,188
	Filming for non-commercial use	Per Day	3,669	3,838	4,015	4,195


	SCHEDULE OF CHARGES FOR RECREATION FACILITIES REGION D					
	COMMUNITY DEVELOPMENT SPORT AND RECREATION					
			2024-25	2025-26	2026-27	2027-28
			ZAR	ZAR	ZAR	ZAR
	PHIRI HALL					
	Hall Hire	Per Day	1,236	1,293	1,353	1,414
	Activity Room	Per Month	318	332	348	363
	GROUP ACTIVITIES					
	Large	Per Month	381	399	417	436
	Medium	Per Month	254	266	278	291
	Small	Per Month	127	133	139	145
	New Groups		First two months Free	First two months Free	First two months Free	First two months Free
	Refundable Deposit		In line with managing risk	In line with managing risk	In line with managing risk	In line with managing risk
	Filming for commercial use	Per Day	9,785	10,235	10,706	11,188
	Filming for non-commercial use	Per Day	3,669	3,838	4,015	4,195


		SCHEDULE OF CHARGES FOR RECREATION FACILITIES REGION D				
		COMMUNITY DEVELOPMENT SPORT AND RECREATION				
			2024-25	2025-26	2026-27	2027-28
			ZAR	ZAR	ZAR	ZAR
		MAKHAYA HALL				
	Hall Hire	Per Day	1,271	1,330	1,391	1,454
	GROUP ACTIVITIES					
	Large	Per Month	381	399	417	436
	Medium	Per Month	254	266	278	291
	Small	Per Month	127	133	139	145
	New Groups		First two months Free	First two months Free	First two months Free	First two months Free
	Refundable Deposit		In line with managing risk	In line with managing risk	In line with managing risk	In line with managing risk
	Filming for commercial use	Per Day	9,785	10,235	10,706	11,188
	Filming for non-commercial use	Per Day	3,669	3,838	4,015	4,195


		SCHEDULE OF CHARGES FOR RECREATION FACILITIES REGION D				
		COMMUNITY DEVELOPMENT SPORT AND RECREATION				
			2024-25	2025-26	2026-27	2027-28
			ZAR	ZAR	ZAR	ZAR
		KLIPSPRUIT WEST RECREATION CENTRE				
	Hall Hire	Per Day	1,137	1,189	1,244	1,300
	GROUP ACTIVITIES					
	Large	Per Month	381	399	417	436
	Medium	Per Month	254	266	278	291
	Small	Per Month	127	133	139	145
	New Groups		First two months Free	First two months Free	First two months Free	First two months Free
	Refundable Deposit		In line with managing risk	In line with managing risk	In line with managing risk	In line with managing risk
	Filming for commercial use	Per Day	9,785	10,235	10,706	11,188
	Filming for non-commercial use	Per Day	3,669	3,838	4,015	4,195




		SCHEDULE OF CHARGES FOR RECREATION FACILITIES REGION D				
		COMMUNITY DEVELOPMENT SPORT AND RECREATION				
			2024-25	2025-26	2026-27	2027-28
			ZAR	ZAR	ZAR	ZAR
		SLOVOVILLE RECREATION CENTRE				
	Hall Hire	Per Day	1,017	1,064	1,113	1,163
	GROUP ACTIVITIES					
	Large	Per Month	381	399	417	436
	Medium	Per Month	254	266	278	291
	Small	Per Month	127	133	139	145
	New Groups		First two months Free	First two months Free	First two months Free	First two months Free
	Refundable Deposit		In line with managing risk	In line with managing risk	In line with managing risk	In line with managing risk
	Filming for commercial use	Per Day	9,785	10,235	10,706	11,188
	Filming for non-commercial use	Per Day	3,669	3,838	4,015	4,195


	SCHEDULE OF CHARGES FOR RECREATION FACILITIES REGION D						
		COMMUNITY DEVELOPMENT SPORT AND RECREATION					
			2024-25	2025-26	2026-27	2027-28	
			ZAR	ZAR	ZAR	ZAR	
		MAYORS PARK					
		HALL					
		Hall Hire	Per Day	869	869	909	950
		Office rental	Per Month	254	266	278	291
		GROUP ACTIVITIES					
		Large	Per Month	381	399	417	436
		Medium	Per Month	254	266	278	291
		Small	Per Month	127	133	139	145
		New Groups		First two months Free	First two months Free	First two months Free	First two months Free
		Refundable Deposit		In line with managing risk	In line with managing risk	In line with managing risk	In line with managing risk
		Filming for commercial use	Per Day	9,785	10,235	10,706	11,188
		Filming for non-commercial use	Per Day	3,669	3,838	4,015	4,195


	SCHEDULE OF CHARGES FOR RECREATION FACILITIES REGION D						
		COMMUNITY DEVELOPMENT SPORT AND RECREATION					
			2024-25	2025-26	2026-27	2027-28	
			ZAR	ZAR	ZAR	ZAR	
		NOORDGESIG RECREATION CENTRE					
		HALL					
		Hall hire	Per Day	1,176	1,231	1,287	1,345
		Activity Room 1	Per Day	318	332	348	363
		Activity Room 2	Per Day	318	332	348	363
		GROUP ACTIVITIES					
		Large	Per Month	381	399	417	436
		Medium	Per Month	254	266	278	291
		Small	Per Month	127	133	139	145
		New Groups		First two months Free	First two months Free	First two months Free	First two months Free
		Refundable Deposit		In line with managing risk	In line with managing risk	In line with managing risk	In line with managing risk
		Filming for commercial use	Per Day	9,785	10,235	10,706	11,188
		Filming for non-commercial use	Per Day	3,669	3,838	4,015	4,195


	SCHEDULE OF CHARGES FOR RECREATION FACILITIES REGION D					
		COMMUNITY DEVELOPMENT SPORT AND RECREATION				
			2024-25	2025-26	2026-27	2027-28
			ZAR	ZAR	ZAR	ZAR
	PHEFENI HALL					
	HALL					
	Hall Hire	Per Day	2,500	2,000	2,092	2,186
	Activity Room 1	Per Day	318	332	348	363
	Activity Room 2	Per Day	318	332	348	363
	Kitchen	Per Day	191	199	209	218
	NETBALL AND BASKETBALL COURTS					
	Basketball Courts	Per Month	-	410	429	448
	Netball Courts	Per Month	-	410	429	448
	Once-Off	Per Hour	-	76	79	83
	GROUP ACTIVITIES					
	Large	Per Month	381	399	417	436
	Medium	Per Month	254	266	278	291
	Small	Per Month	127	133	139	145
	New Groups		First two months Free	First two months Free	First two months Free	First two months Free
	Refundable Deposit		In line with managing risk	In line with managing risk	In line with managing risk	In line with managing risk
	Filming for commercial use	Per Day	9,785	10,235	10,706	11,188
	Filming for non-commercial use	Per Day	3,669	3,838	4,015	4,195




	SCHEDULE OF CHARGES FOR RECREATION FACILITIES REGION D					
		COMMUNITY DEVELOPMENT SPORT AND RECREATION				
			2024-25	2025-26	2026-27	2027-28
			ZAR	ZAR	ZAR	ZAR
	INTOKOZWENI RECREATION					
	Hall hire	Per Day	1,196	1,251	1,309	1,368
	Braai Area	Per Day	299	313	327	342
	Music sessions	Per Month	1,835	1,919	2,007	2,098
	GROUP ACTIVITIES					
	Large	Per Month	381	399	417	436
	Medium	Per Month	254	266	278	291
	Small	Per Month	127	133	139	145
	New Groups		First two months Free	First two months Free	First two months Free	First two months Free
	Refundable Deposit		In line with managing risk	In line with managing risk	In line with managing risk	In line with managing risk
	Filming for commercial use	Per Day	9,785	10,235	10,706	11,188
	Filming for non-commercial use	Per Day	3,669	3,838	4,015	4,195


		SCHEDULE OF CHARGES FOR RECREATION FACILITIES REGION D				
		COMMUNITY DEVELOPMENT SPORT AND RECREATION				
			2024-25	2025-26	2026-27	2027-28
			ZAR	ZAR	ZAR	ZAR
		POWER PARK : MEDIUM HALL				
	Hall Hire	Per Day	2,000	2,092	2,188	2,287
	Board Room	Per Day	636	665	696	727
	Braai Area		318	332	348	363
	GROUP ACTIVITIES					
	Large	Per Month	381	399	417	436
	Medium	Per Month	254	266	278	291
	Small	Per Month	127	133	139	145
	New Groups		First two months Free	First two months Free	First two months Free	First two months Free
	Refundable Deposit		In line with managing risk	In line with managing risk	In line with managing risk	In line with managing risk
	Filming for commercial use	Per Day	9,785	10,235	10,706	11,188
	Filming for non-commercial use	Per Day	3,669	3,838	4,015	4,195
		SCHEDULE OF CHARGES FOR RECREATION FACILITIES REGION D				
		COMMUNITY DEVELOPMENT SPORT AND RECREATION				
			2024-25	2025-26	2026-27	2027-28
			ZAR	ZAR	ZAR	ZAR
		QUACKER COMMUNITY CENTRE				
	Hall hire	Per Day	2,000	950	994	1,038
	Side Hall	Per Day	318	332	348	363
	Boardroom	Per Day	-	207	217	226
	Office space	Per Month	381	399	417	436
	GROUP ACTIVITIES					
	Large	Per Month	381	399	417	436
	Medium	Per Month	254	266	278	291
	Small	Per Month	127	133	139	145
	New Groups		First two months Free	First two months Free	First two months Free	First two months Free
	Refundable Deposit		In line with managing risk	In line with managing risk	In line with managing risk	In line with managing risk
	Filming for commercial use	Per Day	9,785	10,235	10,706	11,188
	Filming for non-commercial use	Per Day	3,669	3,838	4,015	4,195
		SCHEDULE OF CHARGES FOR RECREATION FACILITIES REGION D				
		COMMUNITY DEVELOPMENT SPORT AND RECREATION				
			2024-25	2025-26	2026-27	2027-28
			ZAR	ZAR	ZAR	ZAR
		BUTT HUT				
	Naledi, Zola North, Zola South, Realeka, Mapetla, Chiawelo, Phiri, Jabulani, Ikhwezi, Mofolo, Tiadi, Dube Boxing, Senoane Pool Hall					
	Hall Hire	Per Day	636	636	665	695
	Activity Room	Per Day	-	430	450	470
	GROUP ACTIVITIES					
	Large	Per Month	381	399	417	436
	Medium	Per Month	254	266	278	291
	Small	Per Month	127	133	139	145
	New Groups		First two months Free	First two months Free	First two months Free	First two months Free
	Refundable Deposit		In line with managing risk	In line with managing risk	In line with managing risk	In line with managing risk
	Filming for commercial use	Per Day	9,785	10,235	10,706	11,188
	Filming for non-commercial use	Per Day	3,669	3,838	4,015	4,195


SCHEDULE OF CHARGES FOR RECREATION FACILITIES REGION D						
	COMMUNITY DEVELOPMENT SPORT AND RECREATION					
			2024-25	2025-26	2026-27	2027-28
			ZAR	ZAR	ZAR	ZAR
	348 DIEPKLOOF EXTENSION HALL					
	MAIN HALL					
	Hall Hire	Per Day	318	332	348	363
	Office Space	Per Month	381	399	417	436
	Open Space	Per Day	1,271	1,330	1,391	1,454
	Soccer field	per tournament	191	199	209	218
	GROUP ACTIVITIES					
	Large	Per Month	381	399	417	436
	Medium	Per Month	254	266	278	291
	Small	Per Month	127	133	139	145
	New Groups		First two months Free	First two months Free	First two months Free	First two months Free
	Refundable Deposit		In line with managing risk	In line with managing risk	In line with managing risk	In line with managing risk
	Filming for commercial use	Per Day	9,785	10,235	10,706	11,188
	Filming for non-commercial use	Per Day	3,669	3,838	4,015	4,195


SCHEDULE OF CHARGES FOR RECREATION FACILITIES REGION D						
	COMMUNITY DEVELOPMENT SPORT AND RECREATION					
			2024-25	2025-26	2026-27	2027-28
			ZAR	ZAR	ZAR	ZAR
	MAVIS HALL					
	Hall Hire	Per Day	1,276	1,335	1,396	1,459
	GROUP ACTIVITIES					
	Large	Per Month	381	399	417	436
	Medium	Per Month	254	266	278	291
	Small	Per Month	127	133	139	145
	New Groups		First two months Free	First two months Free	First two months Free	First two months Free
	Refundable Deposit		In line with managing risk	In line with managing risk	In line with managing risk	In line with managing risk
	Filming for commercial use	Per Day	9,785	10,235	10,706	11,188
	Filming for non-commercial use	Per Day	3,669	3,838	4,015	4,195


SCHEDULE OF CHARGES FOR RECREATION FACILITIES REGION D						
	COMMUNITY DEVELOPMENT SPORT AND RECREATION					
			2024-25	2025-26	2026-27	2027-28
			ZAR	ZAR	ZAR	ZAR
	INKANYEZI HALL					
	Hall Hire	Per Day	500	523	547	572
	Activity Room	Per Day	318	332	348	363
	Gym	Per Month	381	399	417	436
	GROUP ACTIVITIES					
	Large	Per Month	381	399	417	436
	Medium	Per Month	254	266	278	291
	Small	Per Month	127	133	139	145
	New Groups		First two months Free	First two months Free	First two months Free	First two months Free
	Refundable Deposit		In line with managing risk	In line with managing risk	In line with managing risk	In line with managing risk
	Filming for commercial use	Per Day	9,785	10,235	10,706	11,188
	Filming for non-commercial use	Per Day	3,669	3,838	4,015	4,195


		SCHEDULE OF CHARGES FOR RECREATION FACILITIES REGION D				
		COMMUNITY DEVELOPMENT SPORT AND RECREATION				
			2024-25	2025-26	2026-27	2027-28
			ZAR	ZAR	ZAR	ZAR
		PROTEA CITY RECREATION CENTRE				
	Hall Hire	Per Day	500	523	547	572
		GROUP ACTIVITIES				
	Large	Per Month	381	399	417	436
	Medium	Per Month	254	266	278	291
	Small	Per Month	127	133	139	145
	New Groups		First two months Free	First two months Free	First two months Free	First two months Free
	Refundable Deposit		In line with managing risk	In line with managing risk	In line with managing risk	In line with managing risk
	Filming for commercial use	Per Day	9,785	10,235	10,706	11,188
	Filming for non-commercial use	Per Day	3,669	3,838	4,015	4,195
		SCHEDULE OF CHARGES FOR RECREATION FACILITIES REGION D				
		COMMUNITY DEVELOPMENT SPORT AND RECREATION				
			2024-25	2025-26	2026-27	2027-28
			ZAR	ZAR	ZAR	ZAR
		NOKUPHILA HALL				
	Hall Hire	Per Day	1,137	1,189	1,244	1,300
	Kitchen	Per Day	318	332	348	363
	Side Room	Per Day	318	332	348	363
		GROUP ACTIVITIES				
	Large	Per Month	381	399	417	436
	Medium	Per Month	254	266	278	291
	Small	Per Month	127	133	139	145
	New Groups		First two months Free	First two months Free	First two months Free	First two months Free
	Refundable Deposit		In line with managing risk	In line with managing risk	In line with managing risk	In line with managing risk
	Filming for commercial use	Per Day	9,785	10,235	10,706	11,188
	Filming for non-commercial use	Per Day	3,669	3,838	4,015	4,195
		SCHEDULE OF CHARGES FOR RECREATION FACILITIES REGION D				
		COMMUNITY DEVELOPMENT SPORT AND RECREATION				
			2024-25	2025-26	2026-27	2027-28
			ZAR	ZAR	ZAR	ZAR
		SPHIWE VILLAGE				
	Hall Hire	Per Day	533	558	584	610
		GROUP ACTIVITIES				
	Large	Per Month	381	399	417	436
	Medium	Per Month	254	266	278	291
	Small	Per Month	127	133	139	145
	New Groups		First two months Free	First two months Free	First two months Free	First two months Free
	Refundable Deposit		In line with managing risk	In line with managing risk	In line with managing risk	In line with managing risk
	Filming for commercial use	Per Day	9,785	10,235	10,706	11,188
	Filming for non-commercial use	Per Day	3,669	3,838	4,015	4,195


		SCHEDULE OF CHARGES FOR RECREATION FACILITIES REGION D				
		COMMUNITY DEVELOPMENT SPORT AND RECREATION				
			2024-25	2025-26	2026-27	2027-28
			ZAR	ZAR	ZAR	ZAR
		PROTEA GLEN HALL				
	Hall Hire	Per Day	1,017	1,064	1,113	1,163
		GROUP ACTIVITIES				
	Large	Per Month	381	399	417	436
	Medium	Per Month	254	266	278	291
	Small	Per Month	127	133	139	145
	New Groups		First two months Free	First two months Free	First two months Free	First two months Free
	Filming for commercial use	Per Day	9,785	10,235	10,706	11,188
	Filming for non-commercial use	Per Day	3,669	3,838	4,015	4,195
	Refundable Deposit		In line with managing risk	In line with managing risk	In line with managing risk	In line with managing risk


		SCHEDULE OF CHARGES FOR RECREATION FACILITIES REGION D				
		COMMUNITY DEVELOPMENT SPORT AND RECREATION				
			2024-25	2025-26	2026-27	2027-28
			ZAR	ZAR	ZAR	ZAR
		CHIAWELO RECREATION CENTRE				
	Main Hall	Per Day	2,032	2,125	2,223	2,323
	Conference room	Per Day	1,486	1,555	1,626	1,699
		GROUP ACTIVITIES				
	Large	Per Month	381	399	417	436
	Medium	Per Month	254	266	278	291
	Small	Per Month	127	133	139	145
	New Groups		First two months Free	First two months Free	First two months Free	First two months Free
	Filming for commercial use	Per Day	9,785	10,235	10,706	11,188
	Filming for non-commercial use	Per Day	3,669	3,838	4,015	4,195
	Refundable Deposit		In line with managing risk	In line with managing risk	In line with managing risk	In line with managing risk

		SCHEDULE OF CHARGES FOR RECREATION FACILITIES REGION D				
		COMMUNITY DEVELOPMENT SPORT AND RECREATION				
			2024-25	2025-26	2026-27	2027-28
			ZAR	ZAR	ZAR	ZAR
		PROTEA SOUTH MULTI-PURPOSE CENTRE				
	Hire Fee	Per Day	4,935	5,162	5,400	5,643
	Activity Room	Per Day	280	293	306	320
	Kitchen	Per Day	565	591	618	646
	Gym	Per Month	1,500	1,569	1,641	1,715
	GROUP ACTIVITIES					
	Large	Per Month	381	399	417	436
	Medium	Per Month	254	266	278	291
	Small	Per Month	127	133	139	145
	New Groups		First two months Free	First two months Free	First two months Free	First two months Free
	Filming for commercial use	Per Day	9,785	10,235	10,706	11,188
	Filming for non-commercial use	Per Day	3,669	3,838	4,015	4,195
	Refundable Deposit		In line with managing risk	In line with managing risk	In line with managing risk	In line with managing risk


		SCHEDULE OF CHARGES FOR RECREATION FACILITIES REGION D				
		COMMUNITY DEVELOPMENT SPORT AND RECREATION				
			2024-25	2025-26	2026-27	2027-28
			ZAR	ZAR	ZAR	ZAR
		BAPEDI HALL				
	Hire Fee	Per Day	1,341	1,200	1,255	1,312
	Kitchen (only)	Per Day	738	772	807	843
	Right Hall	Per Day	469	491	514	537
	Left hall	Per Day	483	505	528	552
	Studio	Per Day	785	821	859	897
	Boxing	Per Month	-	430	450	470
	Aerobics	Per Month	-	200	209	219
	Group Activities					
	Large	Per Month	402	421	440	460
	Medium	Per Month	268	281	294	307
	Small	Per Month	134	140	147	153
	New Groups		First two months Free	First two months Free	First two months Free	First two months Free
	Filming for commercial use	Per Day	9,785	10,235	10,706	11,188
	Filming for non-commercial use	Per Day	3,669	3,838	4,015	4,195
	Refundable Deposit		In line with managing risk	In line with managing risk	In line with managing risk	In line with managing risk


		SCHEDULE OF CHARGES FOR RECREATION FACILITIES REGION E					
		COMMUNITY DEVELOPMENT SPORT AND RECREATION					
			2024-25	2025-26	2026-27	2027-28	
			ZAR	ZAR	ZAR	ZAR	
		NORSCOT MANOR RECREATION CENTRE					
	BILLIARD / BOARDROOM	Per Hour	303	317	332	347	
	Group Fee	Per Hour	136	143	149	156	
	ERIKSEN / BOARDROOM 3	Per Hour	227	238	249	260	
	Group Fee	Per Hour	136	143	149	156	
	LAPA	Per Day	1,813	1,897	1,984	2,073	
	Group Fee	Per Hour	100	105	110	115	
	ROOMS						
	TROON / BLUE PANTRY / STUDIO 1	Per Hour	189	198	207	217	
	Group fee	Per Hour	129	135	141	147	
	STAVANGER	Per Hour	167	174	182	191	
	Group fee	Per Hour	121	126	132	138	
	PLOVER AND STUDIO 2	Per Hour	136	143	149	156	
	Group fee	Per Hour	106	111	116	121	
	GARDEN AREA						
	Private use	Per Day	943	986	1,031	1,078	
	Corporate use	Per Day	1,698	1,776	1,857	1,941	
	SECRET GARDEN	Per Day	13,826	14,462	15,127	15,808	
	Kitchen	Per Hour	129	135	141	147	
	GROUP FEES:						
	OTHER GROUPS						
	Art Adult	Per Month	1,984	2,075	2,170	2,268	
	Callanetics	Per Term	7,421	7,763	8,120	8,485	
	Domestic Training	Per Session	122	128	134	140	
	Drama	Per Term	2,416	2,527	2,643	2,762	
	Run / Walk for Life	Per Month	1,364	1,427	1,492	1,560	
	New Groups		First two months Free	First two months Free	First two months Free	First two months Free	
	Filming for commercial use	Per Day	9,785	10,235	10,706	11,188	
	Filming for non-commercial use	Per Day	3,669	3,838	4,015	4,195	
			In line with managing risk	In line with managing risk	In line with managing risk	In line with managing risk	
	Refundable Deposit						



		SCHEDULE OF CHARGES FOR RECREATION FACILITIES REGION E					
		COMMUNITY DEVELOPMENT SPORT AND RECREATION					
				2024-25	2025-26	2026-27	2027-28
				ZAR	ZAR	ZAR	ZAR
		JABULA RECREATION CENTRE					
		HALL HIRE					
		Hibiscus Hall					
		Hiring fee	Per Day	3,307	3,459	3,618	3,781
		Group fees	Per Hour	139	146	153	159
		Bougainvillea					
		Hiring fee	Per Day	2,231	2,334	2,441	2,551
		Group fees	Per Hour	115	120	126	132
		ROOMS					
		Camelia Cosmos / Fuchsia / Dahlia, Daisy, Jasmine, Sunflower and Tulip					
		Hiring fee	Per Day	1,560	1,632	1,707	1,784
		Group fees	Per Hour	102	107	112	117
		Childrens Parties	3 hours	637	666	696	728
		Azalea					
		Hiring fee	Per Day	1,078	1,127	1,179	1,232
		Group fees	Per Hour	102	106	111	116
		Periwinkle					
		Hiring fee	Per Day	855	894	935	977
		Group fees	Per Hour	94	98	103	107
		Magnolia					
		Hiring fee	Per Day	962	1,007	1,053	1,100
		Group fees	Per Hour	118	124	129	135
		Violet					
		Hiring fee	Per Day	718	751	786	821
		Group fees	Per Hour	64	67	70	73
		Wisreria					
		Hiring fee	Per Day	485	507	531	555
		Group fees	Per Hour	64	67	70	73
		Iris					
		Hiring fee	Per Day	182	190	199	208
		Group fees	Per Hour	59	62	65	68
		OTHER GROUPS					
		Picture Framing	Per Month	570	596	624	652
		Silver jewellery Making	Per Month	254	266	278	291
		Adult Art and Children	Per Month	2,610	2,730	2,856	2,984
		Modern Dancing	Per Month	2,490	2,605	2,724	2,847
		Outreach Group	Per Month	428	448	468	490
		Judo	Per Month	2,490	2,605	2,724	2,847
		New Groups		First two months Free	First two months Free	First two months Free	First two months Free
		Filming for commercial use	Per Day	9,785	10,235	10,706	11,188
		Filming for non-commercial use	Per Day	3,669	3,838	4,015	4,195
		Refundable Deposit		In line with managing risk	In line with managing risk	In line with managing risk	In line with managing risk


		SCHEDULE OF CHARGES FOR RECREATION FACILITIES REGION E					
		COMMUNITY DEVELOPMENT SPORT AND RECREATION					
			2024-25	2025-26	2026-27	2027-28	
			ZAR	ZAR	ZAR	ZAR	
		ERNEST ULLMANN RECREATION CENTRE					
		MAIN HALL					
		Hiring fee	Per Day	6,357	6,649	6,955	7,268
		Group Fee	Per Hour	129	135	141	147
		Corporate Functions	Per Day	8,900	9,309	9,737	10,176
		ART ROOM					
		Group fee	Per Hour	73	76	80	83
		POTTERY					
		Outreach Group fee	Per Hour	62	65	68	71
		Group fee	Per Hour	133	140	146	152
		STUDIO 1 / STUDIO 2					
		Hiring fee	Per Day	1,982	2,074	2,169	2,267
		Group fees	Per Hour	94	98	103	107
		STUDIO 4					
		Hiring fee	Per Day	1,279	1,338	1,400	1,463
		Group fee	Per Hour	85	89	93	97
		GLASS STUDIO					
		Hiring fee	Per Day	1,279	1,338	1,400	1,463
		Group fee	Per Hour	73	76	80	83
		OUTDOOR PARK	Per Day	1,017	1,064	1,113	1,163
		COFFEE SHOP	Per Month	5,624	5,883	6,153	6,430
		BOOKSHOP	Per Month	1,221	1,277	1,336	1,396
		PARKING AREA	Per Function	671	702	734	767
		GROUP FEES					
		REGULAR GROUPS					
		Gymnastics	Per Month	12,274	12,838	13,429	14,033
		Kip Magrath	Per Month	12,671	13,254	13,863	14,487
		Modern Dance	Per Month	5,884	6,154	6,437	6,727
		Moms and Babes	Per Month	4,198	4,391	4,593	4,800
		Play School	Per Month	8,576	8,970	9,383	9,805
		Stage Bright	Per Month	2,078	2,174	2,274	2,376
		Time Diet	Per Month	1,003	1,050	1,098	1,147
		New Groups		First two months Free	First two months Free	First two months Free	First two months Free
		Filming for commercial use	Per Day	9,785	10,235	10,706	11,188
		Filming for non-commercial use	Per Day	3,669	3,838	4,015	4,195
				In line with managing risk	In line with managing risk	In line with managing risk	In line with managing risk
		Refundable Deposit					


		SCHEDULE OF CHARGES FOR RECREATION FACILITIES REGION E					
		COMMUNITY DEVELOPMENT SPORT AND RECREATION					
			2024-25	2025-26	2026-27	2027-28	
			ZAR	ZAR	ZAR	ZAR	
		WENDYWOOD RECREATION CENTRE					
		MAIN HALL 1					
		Hall Hire fee	Per Day	2,733	2,859	2,991	3,125
		Group fee	Per Hour	124	130	136	142
		Kitchen (new)					
		Hiring fee	Per Day	1,017	1,064	1,113	1,163
		Wendywood Social Group	Per Month	714	747	781	816
		Ballet	Per Month	6,066	6,345	6,637	6,935
		Tennis Per Court	Per Month	1,577	1,650	1,726	1,803
		Tennis Per Court NGO/NPO	Per Month	789	825	863	902
		Tennis Courts social groups	Per Hour	66	69	73	76
		Squash Per Courts	Per Month	1,577	1,650	1,726	1,803
		Squash Social Fee	Per Hour	66	69	73	76
		Bowling Green	Per Month	66	69	73	76
		New Groups		First two months Free	First two months Free	First two months Free	First two months Free
		Filming for commercial use	Per Day	9,785	10,235	10,706	11,188
		Filming for non-commercial use	Per Day	3,669	3,838	4,015	4,195
		Refundable Deposit		In line with managing risk	In line with managing risk	In line with managing risk	In line with managing risk


		SCHEDULE OF CHARGES FOR RECREATION FACILITIES REGION E					
		COMMUNITY DEVELOPMENT SPORT AND RECREATION					
			2024-25	2025-26	2026-27	2027-28	
			ZAR	ZAR	ZAR	ZAR	
		PATERSON PARK RECREATION CENTRE					
		MAIN HALL					
		Hiring Fee - Community (Including Kitchen & Deck) Per Day	6,357	6,649	6,955	7,268	
		Hire Fee - Corporate Function (Including Kitchen & Deck) Per Day	8,900	9,309	9,737	10,176	
		Group Fee Per Hour	193	202	212	221	
		DANCING STUDIO					
		Group Fee Per Hour	109	114	119	124	
		BOARDROOM					
		Hiring Fee (Meetings/Workshops) Per Hour	242	253	264	276	
		Group Fee Per Hour	73	76	79	83	
		ACTIVITY ROOM					
		Hiring Fee Per Hour	85	88	93	97	
		OUTSIDE AMPHITHEATRE					
		Hiring Fee (Community Based) Per Hour	97	101	106	111	
		Hiring Fee (Professional) Per Hour	363	379	397	415	
		New Groups	First two months Free	First two months Free	First two months Free	First two months Free	
		Filming for commercial use Per Day	9,785	10,235	10,706	11,188	
		Filming for non-commercial use Per Day	3,669	3,838	4,015	4,195	
		Refundable Deposit	In line with managing risk	In line with managing risk	In line with managing risk	In line with managing risk	


		SCHEDULE OF CHARGES FOR RECREATION FACILITIES REGION E				
		COMMUNITY DEVELOPMENT SPORT AND RECREATION				
			2024-25	2025-26	2026-27	2027-28
			ZAR	ZAR	ZAR	ZAR
		FIELD AND STUDY RECREATION CENTRE				
		MAIN HALL				
		Hiring Fee Per Day	3,774	3,948	4,129	4,315
		Group fee Per Hour	160	167	175	183
		LAPA				
		Hiring Fee Per Day	3,395	3,551	3,715	3,882
		Group fee Per Hour	100	105	109	114
		LAPA 2				
		Childrens Party Per Session	1,220	1,276	1,335	1,395
		ROOM 1				
		Hiring Fee Per Day	1,372	1,435	1,501	1,568
		Group Fee Per Hour	114	119	124	130
		ROOM 2				
		Hiring Fee Per Day	1,887	1,974	2,065	2,157
		Group Fee Per Hour	129	135	141	147
		ROOM 3				
		Hiring Fee Per Day	2,296	2,402	2,512	2,625
		Group Fee Per Hour	152	159	166	173
		ROOM 4				
		Hiring Fee Per Hour	108	113	118	123
		Kitchen Fee Per Hour	235	246	257	269
		Group fee Per Hour	145	152	159	166
		STUDIO 1				
		Hiring Fee Per Day	3,266	3,416	3,574	3,734
		Group Per Hour Per Hour	182	190	199	208
		STUDIO 2				
		Hiring Fee Per Day Per Day	1,447	1,514	1,584	1,655
		Group Per Hour Per Hour	114	119	124	130
		STUDIO 3				
		Hiring Fee Per Day	2,258	2,362	2,471	2,582
		Group Fee Per Hour	129	135	141	147
		GARDEN AREA				
		Private Use Per Session	1,281	1,340	1,401	1,464
		Corporate Use Per Day	3,842	4,019	4,204	4,393
		OTHER GROUPS				
		Art Studio Per Month	3,500	3,661	3,829	4,002
		Bridge Per Month	994	1,040	1,088	1,137
		Montessori Pre School Per Month	10,132	10,598	11,086	11,585
		Sewing - domestic course Per Month	2,683	2,806	2,935	3,067
		New Groups	First two months Free	First two months Free	First two months Free	First two months Free
		Filming for commercial use Per Day	9,785	10,235	10,706	11,188
		Filming for non-commercial use Per Day	3,669	3,838	4,015	4,195
		Refundable Deposit	In line with managing risk	In line with managing risk	In line with managing risk	In line with managing risk


		SCHEDULE OF CHARGES FOR RECREATION FACILITIES REGION E				
		COMMUNITY DEVELOPMENT SPORT AND RECREATION				
			2024-25	2025-26	2026-27	2027-28
			ZAR	ZAR	ZAR	ZAR
		MARLBORO HALL				
	Hall Hire Per Day	Per Day	2,880	3,012	3,151	3,293
	Group Free	Per Hour	136	143	149	156
	STUDIO	Per Day	1,216	1,271	1,330	1,390
	Group Free	Per Hour	94	98	103	107
	Side Room 1	Per Hour	76	80	83	87
	Group Free	Per Hour	38	40	42	44
	LAPA AREA	Per Day	1,213	1,269	1,327	1,387
	Outside Cooking Area (extra fees)	Per Day	1,271	1,330	1,391	1,454
	New Groups		First two months Free	First two months Free	First two months Free	First two months Free
	Filming for commercial use	Per Day	9,785	10,235	10,706	11,188
	Filming for non-commercial use	Per Day	3,669	3,838	4,015	4,195
	Refundable Deposit		In line with managing risk	In line with managing risk	In line with managing risk	In line with managing risk
		SCHEDULE OF CHARGES FOR RECREATION FACILITIES REGION E				
		COMMUNITY DEVELOPMENT SPORT AND RECREATION				
			2024-25	2025-26	2026-27	2027-28
			ZAR	ZAR	ZAR	ZAR
		BEZ VALLEY CARAVAN PARK				
	Caravan Park					
	Week Days					
	Per stand (2 persons per caravan)	Per Day	112	117	123	128
	Extra per person	Per Day	30	32	33	35
	Weekends					
	Per Stand 2 persons per caravan	Per Day	133	140	146	152
	Extra per person	Per Day	45	48	50	52
	LAPA					
	50 People or less	Per Day	481	503	526	549
	51 - 150	Per Day	1,068	1,117	1,168	1,221
	151-300	Per Day	1,601	1,674	1,751	1,830
	300 - 500	Per Day	2,015	2,108	2,205	2,304
	Corporate Fee 2 x Venue Hire					
	New Groups		First two months Free	First two months Free	First two months Free	First two months Free
	Filming for commercial use	Per Day	9,785	10,235	10,706	11,188
	Filming for non-commercial use	Per Day	3,669	3,838	4,015	4,195
	Refundable Deposit		In line with managing risk	In line with managing risk	In line with managing risk	In line with managing risk


		SCHEDULE OF CHARGES FOR RECREATION FACILITIES REGION E					
		COMMUNITY DEVELOPMENT SPORT AND RECREATION					
			2024-25	2025-26	2026-27	2027-28	
			ZAR	ZAR	ZAR	ZAR	
		ATREC SPORT COMPLEX					
		HALL Hire	Per Day	1,949	2,038	2,132	2,228
		Group Free	Per Hour	105	110	115	120
		KITCHEN	Per Day	751	785	821	858
		DINING HALL	Per Day	1,501	1,570	1,643	1,717
		STUDIO 1 & 2 (new)					
		Hiring Fee	Per Day	848	887	928	970
		Group Fee	Per Hour	42	44	46	48
		GROUND HIRE	Per Function	1,952	2,042	2,136	2,232
		New Groups		First two months Free	First two months Free	First two months Free	First two months Free
		Filming for commercial use	Per Day	9,785	10,235	10,706	11,188
		Filming for non-commercial use	Per Day	3,669	3,838	4,015	4,195
		Refundable Deposit		In line with managing risk	In line with managing risk	In line with managing risk	In line with managing risk


		SCHEDULE OF CHARGES FOR RECREATION FACILITIES REGION E					
		COMMUNITY DEVELOPMENT SPORT AND RECREATION					
			2024-25	2025-26	2026-27	2027-28	
			ZAR	ZAR	ZAR	ZAR	
		EASTBANK HALL					
		Hall Hire	Per Day	2,880	3,012	3,151	3,293
		Group Fee	Per Hour	133	140	146	152
		New Groups		First two months Free	First two months Free	First two months Free	First two months Free
		Filming for commercial use	Per Day	9,785	10,235	10,706	11,188
		Filming for non-commercial use	Per Day	3,669	3,838	4,015	4,195
		Refundable Deposit		In line with managing risk	In line with managing risk	In line with managing risk	In line with managing risk


		SCHEDULE OF CHARGES FOR RECREATION FACILITIES REGION E					
		COMMUNITY DEVELOPMENT SPORT AND RECREATION					
			2024-25	2025-26	2026-27	2027-28	
			ZAR	ZAR	ZAR	ZAR	
		KLIPFONTEIN VIEW MULTIPURPOSE CENTRE					
		HALL HIRE					
		KOPANONG					
		Hiring fee	Per Day	2,880	3,012	3,151	3,293
		Group fee	Per Hour	64	67	70	73
		OUTDOOR PARK					
		Hiring fee	Per Day	1,014	1,061	1,110	1,160
		New Groups		First two months Free	First two months Free	First two months Free	First two months Free
		Filming for commercial use	Per Day	9,785	10,235	10,706	11,188
		Filming for non-commercial use	Per Day	3,669	3,838	4,015	4,195
		Refundable Deposit		In line with managing risk	In line with managing risk	In line with managing risk	In line with managing risk


	SCHEDULE OF CHARGES FOR RECREATION FACILITIES REGION F					
	COMMUNITY DEVELOPMENT SPORT AND RECREATION					
			2024-25	2025-26	2026-27	2027-28
			ZAR	ZAR	ZAR	ZAR
	CROWN GARDENS REC CENTRE					
	HALL HIRE					
	Protea Hall	Per Day	2,640	7,781	8,139	8,505
	Blue Room	Per Day	740	774	809	846
	TV Room	Per Day	1,029	1,076	1,125	1,176
	Pre-Fab Room	Per Day	740	774	809	846
	Kitchen	Per Day	588	1,040	1,088	1,137
	Group Activities					
	Protea Hall	Per Hour	44	76	79	83
	Blue Room	Per Hour	13	13	14	14
	TV Room	Per Hour	17	18	18	19
	Pre-Fab Room	Per Hour	13	13	14	14
	Sport Activities					
	Courts	Per Hour	25	26	28	29
	Lights on courts	Per Hour	36	126	132	138
	New Groups		First two months Free	First two months Free	First two months Free	First two months Free
	Filming for commercial use	Per Day	9,785	10,235	10,706	11,188
	Filming for non-commercial use	Per Day	3,669	3,838	4,015	4,195
	Refundable Deposit		In line with managing risk	In line with managing risk	In line with managing risk	In line with managing risk


	SCHEDULE OF CHARGES FOR RECREATION FACILITIES REGION F					
	COMMUNITY DEVELOPMENT SPORT AND RECREATION					
			2024-25	2025-26	2026-27	2027-28
			ZAR	ZAR	ZAR	ZAR
	KLIPIRIVIERSBERG REC CENTRE					
	HALL HIRE					
	Kiepersol A or B	Per Day	7,781	8,139	8,513	8,896
	Kiepersol A+B	Per Day	15,312	16,017	16,754	17,508
	Tambotie	Per Day	4,717	4,934	5,161	5,394
	Geelhout	Per Day	3,513	3,675	3,844	4,016
	Lala Palm	Per Day	1,616	3,675	3,844	4,017
	Strelitzia	Per Day	1,553	1,625	1,699	1,776
	Pyramid	Per Day	3,330	3,483	3,643	3,807
	Boardroom	Per Day	527	1,207	1,263	1,319
	Boardroom (corporate fee)	Per Day	-	2,296	2,402	2,510
	Kitchen	Per Day	393	411	430	449
	Cafeteria	Per Day	547	1,043	1,091	1,140
	Storeroom	Per Month	337	353	369	386
	Foyer	Per Day	-	3,954	4,136	4,322
	Lapa Area (09:00 to 17:00)	Per Day	-	3,513	3,675	3,840
	Lapa Area (14:00 to 22:00)	Per Day	-	7,026	7,349	7,680



	Sport Fields					
	Rugby (February to November)	Per Season	-	18,969	19,842	20,734
	Rugby (Casual/Friendly)	Per Game	-	478	500	522
	Rugby (Casual/Friendly)(with lights)	Per Game	-	604	632	660
	Soccer (February to November)	Per Season	-	18,969	19,842	20,734
	Soccer (Casual/Friendly)	Per Game	-	478	500	522
	Hockey (Training/casual/friendly)	Per Hour	-	134	140	146
	Hockey (league match)	Per Game	-	478	500	522
	Shower usage	Per Month	-	604	632	660
	Centres Recreation Groups	Per Hour	76	134	140	146
	Boxing	Per Month	-	1,975	2,066	2,159
	Gym	Per Month	-	3,946	4,128	4,313
	Rental (School)	Per Month	4,568	4,778	4,998	5,223
	Floodlights	Per Hour	-	126	132	138
	Field Area Outside Lala Palm	Per Day	15,733	16,457	17,214	17,988
	New Groups		First two months Free	First two months Free	First two months Free	First two months Free
	Filming for commercial use	Per Day	9,785	10,235	10,706	11,188
	Filming for non-commercial use	Per Day	3,669	3,838	4,015	4,195
	Refundable Deposit		In line with managing risk	In line with managing risk	In line with managing risk	In line with managing risk
	SCHEDULE OF CHARGES FOR RECREATION FACILITIES REGION F					
		COMMUNITY DEVELOPMENT SPORT AND RECREATION				
			2024-25	2025-26	2026-27	2027-28
			ZAR	ZAR	ZAR	ZAR
	SOUTHERN SUBURBS					
	HALL HIRE					
	Main Hall 540sqm (200 -230 people)	Per Day	3,438	3,596	3,761	3,930
	Oak Room 143sqm (70 - 100 people)	Per Day	2,259	2,363	2,472	2,583
	Glasshouse 160sqm (90 - 120 people)	Per Day	2,135	2,233	2,336	2,441
	Blue Room 90sqm	Per Day	1,130	1,182	1,236	1,292
	Foyer	Per Day	-	3,954	4,136	4,322
	Recreational Groups					
	Main Hall	Per Hour	51	53	56	58
	Blue Room	Per Hour	34	36	37	39
	Oak Room	Per Hour	51	53	56	58
	Glass Room	Per Hour	51	53	56	58
	Dancing	Per Hour	51	53	56	58
	Karate	Per Hour	51	53	56	58
	Yoga	Per Hour	34	36	38	39
	Scarletics	Per Hour	58	61	63	66
	Aerobics	Per Hour	25	27	28	29
	Judo	Per Hour	34	36	38	39
	Pigeons	Per Season	1,902	1,989	2,081	2,175
	Rentals					
	Box Office	Per Month	3,178	3,325	3,478	3,634
	Pottery	Per Month	-	323	338	353
	Creche Rental	Per Month	-	3,030	3,169	3,312
	Soccer Fields					
	Casual Use	Per Game	503	527	551	576
	Cricket Field - Lower	Per Game	880	920	963	1,006
	Cricket Field - Upper	Per Game	753	788	824	861
	Casual Use	Per Game	503	527	551	576
	Night Games (floodlights not included)	Per Game	-	661	692	723
	Floodlights	Per Game	-	132	138	145
	New Groups		First two months Free	First two months Free	First two months Free	First two months Free
	Filming for commercial use	Per Day	9,785	10,235	10,706	11,188
	Filming for non-commercial use	Per Day	3,669	3,838	4,015	4,195
	Refundable Deposit		In line with managing risk	In line with managing risk	In line with managing risk	In line with managing risk


		SCHEDULE OF CHARGES FOR RECREATION FACILITIES REGION F				
		COMMUNITY DEVELOPMENT SPORT AND RECREATION				
			2024-25	2025-26	2026-27	2027-28
			ZAR	ZAR	ZAR	ZAR
		SOUTH RAND RECREATION CENTRE				
		HALL HIRE				
	Jupiter	Per Day	2,384	2,493	2,608	2,726
	Neptune	Per Day	1,792	1,874	1,960	2,048
	Neptune including Lapa Area for fuctions	Per Day	2,135	2,233	2,336	2,441
	Venus	Per Day	346	362	378	395
	Lapa area with braai facility	Per Day	580	606	634	663
	Gym Room	Per Day	328	343	359	375
		Group Activities				
	Aerobics / Taebo	Per Hour	27	29	30	31
	Boxing	Per Hour	32	33	35	36
	Karate	Per Hour	48	51	53	55
	Dancing	Per Hour	48	51	53	55
	SASFA	Per Hour	23	24	25	27
	Court Usage (Netball\Basketball)	Per Hour	26	27	28	30
		Open area				
	Per Day	Per Day	253	265	277	289
	Per Day with electricity	Per Day	375	392	410	429
	New Groups		First two months Free	First two months Free	First two months Free	First two months Free
	Filming for commercial use	Per Day	9,785	10,235	10,706	11,188
	Filming for non-commercial use	Per Day	3,669	3,838	4,015	4,195
	Refundable Deposit		In line with managing risk	In line with managing risk	In line with managing risk	In line with managing risk


		SCHEDULE OF CHARGES FOR RECREATION FACILITIES REGION F				
		COMMUNITY DEVELOPMENT SPORT AND RECREATION				
			2024-25	2025-26	2026-27	2027-28
			ZAR	ZAR	ZAR	ZAR
		MONDEOR REC CENTRE				
		HALL RENTAL				
	Main Hall	Per Day	2,384	2,493	2,608	2,726
	Groups	Per Hour	97	101	106	111
	Moth Hall		752	787	823	860
	Groups	Per Hour	54	57	60	62
	New Groups		First two months Free	First two months Free	First two months Free	First two months Free
	Filming for commercial use	Per Day	9,785	10,235	10,706	11,188
	Filming for non-commercial use	Per Day	3,669	3,838	4,015	4,195
	Refundable Deposit		In line with managing risk	In line with managing risk	In line with managing risk	In line with managing risk


		SCHEDULE OF CHARGES FOR RECREATION FACILITIES REGION F					
		COMMUNITY DEVELOPMENT SPORT AND RECREATION					
			2024-25	2025-26	2026-27	2027-28	
			ZAR	ZAR	ZAR	ZAR	
		BERTHA SOLOMONS REC CENTRE					
		Main Hall					
		Hiring fee	Per Day	1,703	1,781	1,863	1,947
		Small Hall					
		Hiring fee	Per Day	1,144	1,197	1,252	1,309
		Rooms					
		Boardroom					
		Hiring fee	Per Day	571	597	625	653
		Sewing Room					
		Hiring fee	Per Day	571	597	625	653
		Croztech Room					
		Hiring fee	Per Day	571	597	625	653
		Kitchen	Per Day	-	1,040	1,088	1,137
		Hard Court & 5 a side court	Per Hour	25	26	28	29
		Indoor Soccer	Per Hour	-	392	410	428
		Netball	Per Hour	-	392	410	428
		Flood Lights	Per Hour	34	35	37	38
		New Groups		First two months Free	First two months Free	First two months Free	First two months Free
		Filming for commercial use	Per Day	9,785	10,235	10,706	11,188
		Filming for non-commercial use	Per Day	3,669	3,838	4,015	4,195
		Refundable Deposit		In line with managing risk	In line with managing risk	In line with managing risk	In line with managing risk


SCHEDULE OF CHARGES FOR RECREATION FACILITIES					
	COMMUNITY DEVELOPMENT SPORT AND RECREATION				
		2024-25	2025-26	2026-27	2027-28
		ZAR	ZAR	ZAR	ZAR
BRAAMFONTEIN REC CENTRE					
Alec Gorshel Complete					
Hiring fee	Per Day	15,270	15,973	16,707	17,459
Institutions with Special tariff	Per Day	13,049	13,649	14,277	14,919
Alec Gorshel Big					
Hiring fee	Per Day	13,740	14,372	15,033	15,710
Alec Gorshel Small					
Hiring fee	Per Day	12,387	12,957	13,553	14,163
Institutions with Special tariff	Per Day	11,099	11,610	12,144	12,690
Rooms					
Scorpio					
Hiring fee	Per Day	2,915	3,049	3,189	3,333
Institution with Special tariff	Per Day	2,643	2,765	2,892	3,022
Gemini					
Hiring Fee	Per Day	2,424	2,535	2,652	2,771
Institution with Special tariff	Per Day	2,181	2,282	2,387	2,494
Leo					
Hiring fee	Per Day	2,424	2,535	2,652	2,771
Institution with Special tariff	Per Day	2,181	2,282	2,387	2,494
Leo and Gemini					
Hiring fee	Per Day	4,593	4,804	5,025	5,251
Institution with Special tariff	Per Day	4,157	4,349	4,549	4,753
Karate					
Hiring fee	Per Day	1,760	1,841	1,926	2,012
Institutions with Special tariff	Per Day	1,587	1,660	1,736	1,815
Squash					
Hiring fee	Per Day	828	866	906	947
Institutions with Special tariff	Per Day	744	778	814	851
Kitchen					
Hiring fee	Per Day	1,043	1,091	1,142	1,193
Squash					
Daily Fee	Per Day	44	46	48	51
New Groups		First two months Free	First two months Free	First two months Free	First two months Free
Filming for commercial use	Per Day	9,785	10,235	10,706	11,188
Filming for non-commercial use	Per Day	3,669	3,838	4,015	4,195
Refundable Deposit		In line with managing risk	In line with managing risk	In line with managing risk	In line with managing risk


		SCHEDULE OF CHARGES FOR RECREATION FACILITIES REGION F				
		COMMUNITY DEVELOPMENT SPORT AND RECREATION				
			2024-25	2025-26	2026-27	2027-28
			ZAR	ZAR	ZAR	ZAR
		HILLBROW RECREATION CENTRE				
		Main Hall				
		Hiring fee Per Day	1,577	1,649	1,725	1,803
		Side Hall				
		Junior Room Per Day	636	665	696	727
		Lounge Room Per Day	895	936	979	1,023
		Creche Room (Weekend Hire) Per Day	895	936	979	1,023
		Art Room Per Day	636	665	696	727
		Group Per Hour Per Hour	134	140	147	153
		Creche Rental Per Month	2,897	3,030	3,169	3,312
		New Groups	First two months Free	First two months Free	First two months Free	First two months Free
		Filming for commercial use Per Day	9,785	10,235	10,706	11,188
		Filming for non-commercial use Per Day	3,669	3,838	4,015	4,195
		Refundable Deposit	In line with managing risk	In line with managing risk	In line with managing risk	In line with managing risk
		SCHEDULE OF CHARGES FOR RECREATION FACILITIES REGION F				
		COMMUNITY DEVELOPMENT SPORT AND RECREATION				
			2024-25	2025-26	2026-27	2027-28
			ZAR	ZAR	ZAR	ZAR
		GROSVENOR RECREATION CENTRE				
		Hall Hire				
		Whale Hall Per Day	3,946	4,127	4,317	4,511
		Dolphin Hall Per Day	1,975	2,066	2,161	2,258
		Activity Room 1 Per Day	308	322	337	352
		Activity Room 2 Per Day	308	322	337	352
		Conferences / Meetings				
		Whale Hall Full House Per Day	3,740	3,912	4,092	4,276
		Dolphine Hall Per Day	1,872	1,958	2,048	2,140
		SPORT ACTIVITIES				
		Tennis Courts Per Session	712	745	779	815
		Aerobics Per Hour	25	27	28	29
		DESCRIPTION				
		Group Activities Per Month	636	665	696	727
		New Groups	First two months Free	First two months Free	First two months Free	First two months Free
		Filming for commercial use Per Day	9,785	10,235	10,706	11,188
		Filming for non-commercial use Per Day	3,669	3,838	4,015	4,195
		Refundable Deposit	In line with managing risk	In line with managing risk	In line with managing risk	In line with managing risk

		SCHEDULE OF CHARGES FOR RECREATION FACILITIES REGION F					
		COMMUNITY DEVELOPMENT SPORT AND RECREATION					
			2024-25	2025-26	2026-27	2027-28	
			ZAR	ZAR	ZAR	ZAR	
		HOFLAND PARK REC CENTRE					
		Main Hall					
		Hiring fee	Per Day	1,088	1,138	1,190	1,243
		Groups	Per Hour	127	133	139	145
		Side Hall					
		Hiring fee	Per Day	571	597	625	653
		Room 1					
		Hiring fee	Per Day	263	276	288	301
		Groups	Per Hour	40	42	44	46
		Hard Court	Per Hour	25	26	27	
		New Groups		First two months Free	First two months Free	First two months Free	First two months Free
		Filming for commercial use	Per Day	9,785	10,235	10,706	11,188
		Filming for non-commercial use	Per Day	3,669	3,838	4,015	4,195
		Refundable Deposit		In line with managing risk	In line with managing risk	In line with managing risk	In line with managing risk


		SCHEDULE OF CHARGES FOR RECREATION FACILITIES REGION F					
		COMMUNITY DEVELOPMENT SPORT AND RECREATION					
			2024-25	2025-26	2026-27	2027-28	
			ZAR	ZAR	ZAR	ZAR	
		MAURICE FREEMAN REC CENTRE					
		Main Hall					
		Hiring fee	Per Day	999	1,045	1,093	1,142
		Group Fees	Per Hour	181	190	198	207
		Side Hall					
		Hiring fee	Per Day	571	597	625	653
		Room 1					
		Hiring fee	Per Day				
		Kitchen	Per Day	240	251	263	275
		New Groups		First two months Free	First two months Free	First two months Free	First two months Free
		Filming for commercial use	Per Day	9,785	10,235	10,706	11,188
		Filming for non-commercial use	Per Day	3,669	3,838	4,015	4,195
		Refundable Deposit		In line with managing risk	In line with managing risk	In line with managing risk	In line with managing risk


		SCHEDULE OF CHARGES FOR RECREATION FACILITIES REGION F					
		COMMUNITY DEVELOPMENT SPORT AND RECREATION					
			2024-25	2025-26	2026-27	2027-28	
			ZAR	ZAR	ZAR	ZAR	
		YEOVILLE RECREATION CENTRE					
		HALL RENTAL					
		Main Hall Per Hour	223	233	244	255	
		Gold Room Per Hour	200	209	219	229	
		Yellow Room Per Hour	200	209	219	229	
		Silver Room Per Hour	101	106	111	116	
		Blue Room Per Hour	67	71	74	77	
		Green Room Per Hour	67	71	74	77	
		Open Space Per Day	-	580	607	634	
		GROUP FEES					
		Aerobics Per Hour	27	28	29	31	
		Creche Rental Per Month	1,738	1,818	1,902	1,987	
		New Groups	First two months Free	First two months Free	First two months Free	First two months Free	
		Filming for commercial use Per Day	9,785	10,235	10,706	11,188	
		Filming for non-commercial use Per Day	3,669	3,838	4,015	4,195	
		Refundable Deposit	In line with managing risk	In line with managing risk	In line with managing risk	In line with managing risk	


		SCHEDULE OF CHARGES FOR RECREATION FACILITIES REGION F					
		COMMUNITY DEVELOPMENT SPORT AND RECREATION					
			2024-25	2025-26	2026-27	2027-28	
			ZAR	ZAR	ZAR	ZAR	
		JAN HOFMEYR RECREATION					
		HALL HIRE					
		Main Hall					
		Hiring fee Per Day	1,397	1,461	1,529	1,597	
		Stoop area Per Day	202	211	221	231	
		ACTIVITY ROOMS					
		Room 1 Per Hour	167	175	183	191	
		Soccer Field Per Day	-	478	500	522	
		Netball Court Per Month	-	392	410	428	
		GROUP FEES:					
		Art Per Month	309	323	338	353	
		Aerobics Per Hour	27	28	29	31	
		New Groups	First two months Free	First two months Free	First two months Free	First two months Free	
		Filming for commercial use Per Day	9,785	10,235	10,706	11,188	
		Filming for non-commercial use Per Day	3,669	3,838	4,015	4,195	
		Refundable Deposit	In line with managing risk	In line with managing risk	In line with managing risk	In line with managing risk	


		SCHEDULE OF CHARGES FOR RECREATION FACILITIES					
		COMMUNITY DEVELOPMENT SPORT AND RECREATION					
			2024-25	2025-26	2026-27	2027-28	
			ZAR	ZAR	ZAR	ZAR	
		BRIXTON MULTIPURPOSE (NEW)					
		HALL HIRE					
		<i>Main Hall</i>					
		Hire Fee - Community Per Day	4,522	4,731	4,948	5,171	
		Hire Fee - Commercial Per Day	9,157	9,579	10,019	10,470	
		<i>1/2 of Main Hall</i>					
		Hire Fee - Community Per Day	2,261	2,365	2,473	2,585	
		Hire Fee - Commercial Per Day	4,522	4,731	4,948	5,171	
		<i>Auditorium</i>					
		Hire Fee - Community Per Day	2,317	2,424	2,536	2,650	
		Hire Fee - Commercial Per Day	4,635	4,848	5,071	5,299	
		<i>Boardroom</i>					
		Hire Fee - Community Per Day	505	528	553	578	
		Hire Fee - Commercial Per Day	1,010	1,057	1,106	1,155	
		<i>Art Room</i>					
		Hire Fee - Community Per Day	253	264	276	289	
		Hire Fee - Commercial Per Day	505	528	553	578	
		<i>Activity Room</i>					
		Hire Fee - Community Per Day	547	572	598	625	
		Hire Fee - Commercial Per Day	1,094	1,144	1,197	1,251	
		<i>Dance Room</i>					
		Hire Fee - Community Per Day	547	572	598	625	
		Hire Fee - Commercial Per Day	1,094	1,144	1,197	1,251	
		<i>1/2 of Dance Room</i>					
		Hire Fee - Community Per Day	273	286	299	313	
		Hire Fee - Commercial Per Day	547	572	598	625	
		<i>Discussion Room</i>					
		Hire Fee - Community Per Day	253	264	276	289	
		Hire Fee - Commercial Per Day	505	528	553	578	


	<i>Main Kitchen</i>					
	Hire Fee - Community	Per Day	2,897	3,030	3,169	3,312
	Hire Fee - Commercial	Per Day	5,794	6,060	6,339	6,624
	<i>Satellite Kitchen</i>					
	Hire Fee - Community	Per Day	976	1,021	1,067	1,116
	Hire Fee - Commercial	Per Day	1,951	2,041	2,135	2,231
	<i>Kiosk</i>					
	Hire Fee - Community	Per Day	287	301	314	329
	Hire Fee - Commercial	Per Day	576	602	630	658
	<i>Indoor Multipurpose Court</i>					
	Hire Fee - Community	Per Day	7,340	7,678	8,031	8,393
	Hire Fee - Commercial	Per Day	14,681	15,356	16,063	16,786
	Group Activities					
	Indoor Group Training	Per Month	774	810	847	885
	Soccer Casual Games	Per Game	478	500	523	546
	Outside Court	Per Hour	25	26	28	29
	Judo	Per Month	422	442	462	483
	Alcoholics/Narcotics Anonymous	Per Month	263	275	288	301
	Centre Groups		Free	Free	Free	Free
	New Groups		First two months Free	First two months Free	First two months Free	First two months Free
	Filming for commercial use	Per Day	9,785	10,235	10,706	11,188
	Filming for non-commercial use	Per Day	3,669	3,838	4,015	4,195
	Refundable Deposit		In line with managing risk	In line with managing risk	In line with managing risk	In line with managing risk


		SCHEDULE OF CHARGES FOR RECREATION FACILITIES REGION G					
		COMMUNITY DEVELOPMENT SPORT AND RECREATION					
			2024-25	2025-26	2026-27	2027-28	
			ZAR	ZAR	ZAR	ZAR	
		ENNERDALE EXT. 9 COMMUNITY CENTRE					
		Main Hall					
		Hire fee	Per Day	1,271	1,330	1,391	1,454
		GROUP ACTIVITIES					
		Large	Per Month	381	399	417	436
		Medium	Per Month	254	266	278	291
		Small	Per Month	127	133	139	145
		New Groups		First two months Free	First two months Free	First two months Free	First two months Free
		Filming for commercial use	Per Day	9,785	10,235	10,706	11,188
		Filming for non-commercial use	Per Day	3,669	3,838	4,015	4,195
		Refundable Deposit		In line with managing risk	In line with managing risk	In line with managing risk	In line with managing risk


		SCHEDULE OF CHARGES FOR RECREATION FACILITIES REGION G					
		COMMUNITY DEVELOPMENT SPORT AND RECREATION					
			2024-25	2025-26	2026-27	2027-28	
			ZAR	ZAR	ZAR	ZAR	
		ENNERDALE EXT. 1 COMMUNITY CENTRE					
		Main Hall					
		Hiring fee		1,471	1,539	1,609	1,682
		GROUP ACTIVITIES					
		Large	Per Month	381	399	417	436
		Medium	Per Month	254	266	278	291
		Small	Per Month	127	133	139	145
		New Groups		First two months Free	First two months Free	First two months Free	First two months Free
		Filming for commercial use	Per Day	9,785	10,235	10,706	11,188
		Filming for non-commercial use	Per Day	3,669	3,838	4,015	4,195
		Refundable Deposit		In line with managing risk	In line with managing risk	In line with managing risk	In line with managing risk


	SCHEDULE OF CHARGES FOR RECREATION FACILITIES REGION G					
		COMMUNITY DEVELOPMENT SPORT AND RECREATION				
			2024-25	2025-26	2026-27	2027-28
			ZAR	ZAR	ZAR	ZAR
	ORANGE FARM EXT. 1 RECREATION CENTRE					
	Main Hall					
	Hire fee	Per Day	380	398	416	435
	GROUP ACTIVITIES					
	Large	Per Month	381	399	417	436
	Medium	Per Month	254	266	278	291
	Small	Per Month	127	133	139	145
	New Groups		First two months Free	First two months Free	First two months Free	First two months Free
	Filming for commercial use	Per Day	9,785	10,235	10,706	11,188
	Filming for non-commercial use	Per Day	3,669	3,838	4,015	4,195
	Refundable Deposit		In line with managing risk	In line with managing risk	in line with managing risk	in line with managing risk


	SCHEDULE OF CHARGES FOR RECREATION FACILITIES REGION G					
		COMMUNITY DEVELOPMENT SPORT AND RECREATION				
			2024-25	2025-26	2026-27	2027-28
			ZAR	ZAR	ZAR	ZAR
	ORANGE FARM EXT. 2 RECREATION CENTRE					
	Main Hall					
	Hire fee	Per Day	445	465	487	509
	GROUP ACTIVITIES					
	Large	Per Month	381	399	417	436
	Medium	Per Month	254	266	278	291
	Small	Per Month	127	133	139	145
	New Groups		First two months Free	First two months Free	First two months Free	First two months Free
	Filming for commercial use	Per Day	9,785	10,235	10,706	11,188
	Filming for non-commercial use	Per Day	3,669	3,838	4,015	4,195
	Refundable Deposit		In line with managing risk	In line with managing risk	in line with managing risk	in line with managing risk


		SCHEDULE OF CHARGES FOR RECREATION FACILITIES REGION G					
		COMMUNITY DEVELOPMENT SPORT AND RECREATION					
			2024-25	2025-26	2026-27	2027-28	
			ZAR	ZAR	ZAR	ZAR	
		POORTJIE COMMUNITY CENTRE (OLD FACILITY)					
		HALL HIRE:					
		Hire fee	Per Day	380	398	416	435
		GROUP ACTIVITIES					
		Large	Per Month	381	399	417	436
		Medium	Per Month	254	266	278	291
		Small	Per Month	127	133	139	145
		New Groups		First two months Free	First two months Free	First two months Free	First two months Free
		Filming for commercial use	Per Day	9,785	10,235	10,706	11,188
		Filming for non-commercial use	Per Day	3,669	3,838	4,015	4,195
		Refundable Deposit		In line with managing risk	In line with managing risk	In line with managing risk	In line with managing risk


		SCHEDULE OF CHARGES FOR RECREATION FACILITIES REGION G					
		COMMUNITY DEVELOPMENT SPORT AND RECREATION					
			2024-25	2025-26	2026-27	2027-28	
			ZAR	ZAR	ZAR	ZAR	
		LENASIA SOUTH CIVIC CENTRE					
		HALL HIRE					
		Main Hall					
		Hire fee	Per Day	3,178	3,325	3,478	3,634
		BOARD ROOM					
		Hire fee	Per Day	826	864	904	945
		SMALL HALL					
		Hire fee	Per Day	1,907	1,995	2,087	2,180
		Kitchen	Per Day	890	931	974	1,018
		GROUP ACTIVITIES					
		Large	Per Month	381	399	417	436
		Medium	Per Month	254	266	278	291
		Small	Per Month	127	133	139	145
		New Groups		First two months Free	First two months Free	First two months Free	First two months Free
		Filming for commercial use	Per Day	9,785	10,235	10,706	11,188
		Filming for non-commercial use	Per Day	3,669	3,838	4,015	4,195
		Refundable Deposit		In line with managing risk	In line with managing risk	In line with managing risk	In line with managing risk


		SCHEDULE OF CHARGES FOR RECREATION FACILITIES REGION G					
		COMMUNITY DEVELOPMENT SPORT AND RECREATION					
			2024-25	2025-26	2026-27	2027-28	
			ZAR	ZAR	ZAR	ZAR	
		ZAKARIYA PARK COMMUNITY CENTRE					
		HALL HIRE					
		Main Hall					
		Hire fee	Per Day	890	931	974	1,018
		Small Hall	Per Day	699	731	765	800
		GROUP ACTIVITIES					
		Large	Per Month	381	399	417	436
		Medium	Per Month	254	266	278	291
		Small	Per Month	127	133	139	145
		New Groups		First two months Free	First two months Free	First two months Free	First two months Free
		Filming for commercial use	Per Day	9,785	10,235	10,706	11,188
		Filming for non-commercial use	Per Day	3,669	3,838	4,015	4,195
		Refundable Deposit		In line with managing risk	In line with managing risk	In line with managing risk	In line with managing risk


		SCHEDULE OF CHARGES FOR RECREATION FACILITIES REGION G					
		COMMUNITY DEVELOPMENT SPORT AND RECREATION					
			2024-25	2025-26	2026-27	2027-28	
			ZAR	ZAR	ZAR	ZAR	
		LENASIA CIVIC CENTRE					
		HALL HIRE					
		Main Hall					
		Hire fee	Per Day	2,035	2,129	2,227	2,327
		Small Hall					
		Hire fee	Per Day	636	665	696	727
		BOARD ROOM	Per Day	445	465	487	509
		GROUP ACTIVITIES					
		Large	Per Month	381	399	417	436
		Medium	Per Month	254	266	278	291
		Small	Per Month	127	133	139	145
		New Groups		First two months Free	First two months Free	First two months Free	First two months Free
		Filming for commercial use	Per Day	9,785	10,235	10,706	11,188
		Filming for non-commercial use	Per Day	3,669	3,838	4,015	4,195
		Refundable Deposit		In line with managing risk	In line with managing risk	In line with managing risk	In line with managing risk


		SCHEDULE OF CHARGES FOR RECREATION FACILITIES REGION G					
		COMMUNITY DEVELOPMENT SPORT AND RECREATION					
				2024-25	2025-26	2026-27	2027-28
				ZAR	ZAR	ZAR	ZAR
		LENASIA EXT. 7 RECREATION CENTRE					
		HALL HIRE					
		Main Hall					
		Hire fee	Per Day	890	931	974	1,018
		Wendy House	Per Month	763	798	835	872
		Pre-School					
			Per Month	2,543	2,660	2,782	2,907
		GROUP ACTIVITIES					
		Large	Per Month	381	399	417	436
		Medium	Per Month	254	266	278	291
		Small	Per Month	127	133	139	145
		New Groups		First two months Free	First two months Free	First two months Free	First two months Free
		Filming for commercial use	Per Day	9,785	10,235	10,706	11,188
		Filming for non-commercial use	Per Day	3,669	3,838	4,015	4,195
		Refundable Deposit		In line with managing risk	In line with managing risk	In line with managing risk	In line with managing risk


		SCHEDULE OF CHARGES FOR RECREATION FACILITIES REGION G					
		COMMUNITY DEVELOPMENT SPORT AND RECREATION					
				2024-25	2025-26	2026-27	2027-28
				ZAR	ZAR	ZAR	ZAR
		LENASIA EXT. 3 RECREATION CENTRE					
		Main Hall					
		Hire fee	Per Day	1,017	1,064	1,113	1,163
		Pre-School	Per Day	2,543	2,660	2,782	2,907
		GROUP ACTIVITIES					
		Large	Per Month	381	399	417	436
		Medium	Per Month	254	266	278	291
		Small	Per Month	127	133	139	145
		New Groups		First two months Free	First two months Free	First two months Free	First two months Free
		Filming for commercial use	Per Day	9,785	10,235	10,706	11,188
		Filming for non-commercial use	Per Day	3,669	3,838	4,015	4,195
		Refundable Deposit		In line with managing risk	In line with managing risk	In line with managing risk	In line with managing risk


		SCHEDULE OF CHARGES FOR RECREATION FACILITIES REGION G				
		COMMUNITY DEVELOPMENT SPORT AND RECREATION				
			2024-25	2025-26	2026-27	2027-28
			ZAR	ZAR	ZAR	ZAR
		ORANGE FARM, FINETOWN AND POORTJIE MULTIPURPOSE COMMUNITY CENTRES				
		HALL HIRE				
		Hire fee Per Day	1,124	1,175	1,229	1,285
		BOARD ROOM:				
		Boardroom Hire fee Per Day	401	420	439	459
		GROUP ACTIVITIES				
		Large Per Month	381	399	417	436
		Medium Per Month	254	266	278	291
		Small Per Month	127	133	139	145
		New Groups	First two months Free	First two months Free	First two months Free	First two months Free
		Filming for commercial use Per Day	9,785	10,235	10,706	11,188
		Filming for non-commercial use Per Day	3,669	3,838	4,015	4,195
		Refundable Deposit	In line with managing risk	In line with managing risk	In line with managing risk	In line with managing risk


		SCHEDULE OF CHARGES FOR RECREATION FACILITIES REGION G				
		COMMUNITY DEVELOPMENT SPORT AND RECREATION				
			2024-25	2025-26	2026-27	2027-28
			ZAR	ZAR	ZAR	ZAR
		DON MATEMAN COMMUNITY CENTRE				
		HALL HIRE				
		Hire fee Per Day	1,895	1,982	2,074	2,167
		Kitchen Per Day	292	306	320	334
		GROUP ACTIVITIES				
		Large Per Month	381	399	417	436
		Medium Per Month	254	266	278	291
		Small Per Month	127	133	139	145
		New Groups	First two months Free	First two months Free	First two months Free	First two months Free
		Filming for commercial use Per Day	9,785	10,235	10,706	11,188
		Filming for non-commercial use Per Day	3,669	3,838	4,015	4,195
		Refundable Deposit	In line with managing risk	In line with managing risk	In line with managing risk	In line with managing risk


		SCHEDULE OF CHARGES FOR RECREATION FACILITIES REGION G				
		COMMUNITY DEVELOPMENT SPORT AND RECREATION				
			2024-25	2025-26	2026-27	2027-28
			ZAR	ZAR	ZAR	ZAR
		J.D. OPPERMAN RECREATION CENTRE				
		HALL HIRE				
	Hire fee	Per Day	1,017	1,064	1,113	1,163
	Small Hall	Per Day	509	532	556	581
		GROUP ACTIVITIES				
	Large	Per Month	381	399	417	436
	Medium	Per Month	254	266	278	291
	Small	Per Month	127	133	139	145
	New Groups		First two months Free	First two months Free	First two months Free	First two months Free
	Filming for commercial use	Per Day	9,785	10,235	10,706	11,188
	Filming for non-commercial use	Per Day	3,669	3,838	4,015	4,195
			In line with managing risk	In line with managing risk	In line with managing risk	In line with managing risk
	Refundable Deposit					


		SCHEDULE OF CHARGES FOR RECREATION FACILITIES REGION G				
		COMMUNITY DEVELOPMENT SPORT AND RECREATION				
			2024-25	2025-26	2026-27	2027-28
			ZAR	ZAR	ZAR	ZAR
		ALBERTUS POP RECREATION				
		HALL HIRE				
	Hire Fee	Per Day	1,017	1,064	1,113	1,163
	Small Hall	Per Day	509	532	556	581
		RENTALS Per Month:				
	Chreche fees Per Month	Per Month	1,805	1,888	1,975	2,064
		GROUP ACTIVITIES				
	Large	Per Month	381	399	417	436
	Medium	Per Month	254	266	278	291
	Small	Per Month	127	133	139	145
	New Groups		First two months Free	First two months Free	First two months Free	First two months Free
	Filming for commercial use	Per Day	9,785	10,235	10,706	11,188
	Filming for non-commercial use	Per Day	3,669	3,838	4,015	4,195
			In line with managing risk	In line with managing risk	In line with managing risk	In line with managing risk
	Refundable Deposit					


		SCHEDULE OF CHARGES FOR RECREATION FACILITIES REGION G					
		COMMUNITY DEVELOPMENT SPORT AND RECREATION					
			2024-25	2025-26	2026-27	2027-28	
			ZAR	ZAR	ZAR	ZAR	
		LENASIA EXT 9 BUT HUT					
		Hall Hire	Per Day	318	332	348	363
		GROUP ACTIVITIES					
		Large	Per Month	381	399	417	436
		Medium	Per Month	254	266	278	291
		Small	Per Month	127	133	139	145
		New Groups		First two months Free	First two months Free	First two months Free	First two months Free
		Filming for commercial use	Per Day	9,785	10,235	10,706	11,188
		Filming for non-commercial use	Per Day	3,669	3,838	4,015	4,195
		Refundable Deposit		In line with managing risk	In line with managing risk	In line with managing risk	In line with managing risk


	 COMMUNITY DEVELOPMENT SPORT AND RECREATION SPORT FACILITIES
	<u>DEFINITION AND CATEGORIES OF SPORTS FACILITIES</u>
	<u>CATEGORY A</u>
	Stadium
	National facility should be able to host National level competitions and tournaments, and depending on International Governing Body specifications, also host international events.
	<u>CATEGORY B</u>
	Community Stadiums
	Hosts community sport events including school tournaments and competitive sport
	<u>CATEGORY C</u>
	Sport Complex
	Multi sport facility that can host multiple activities. It is usually fenced and may consist of several courts, playing field/s, club house and ablution blocks.
	<u>CATEGORY D</u>
	Indoor sport facility/Arena
	The indoor facilities must also be multi-use, and provide reasonable seating, and a play surface that is appropriate for multiple activities and marked accordingly. The playing area should have a minimum clearance of 2 metres on all sides. The facility must have male and female ablutions with at least one
	<u>CATEGORY E1</u>
	Single use outdoor facilities
	Facilities meant for a specific code such as golf, cricket and so on, Such facilities are fenced, have a clubhouse and a playing field.
	<u>CATEGORY E2</u>
	Stand alone
	Netball courts, tennis courts and basketball courts which may be fenced with/without ablution facilities
	<u>CATEGORY F</u>
	Open fields
	Grassed / Non-grassed fields. Most instances managed by Clubs / LFAs


		SCHEDULE OF CHARGES FOR SPORT FACILITIES ALL REGIONS				
		COMMUNITY DEVELOPMENT SPORT AND RECREATION				
			2024-25	2025-26	2026-27	2027-28
			ZAR	ZAR	ZAR	ZAR
		Roodepoort Athletics Stadium				
		DESCRIPTION				
		HALL HIRE				
		Hire fee 1 or 2	645	675	706	737
		Hire fee 3,4,5 and 6	7,618	7,969	8,335	8,711
		FIELD AND TRACK				
		Main hall, Pavilion, Track and Media Facilities	12,832	13,422	14,040	14,671
		International, National and Provincial	20,552	21,498	22,486	23,498
		Schools / Institutions	8,980	9,393	9,825	10,267
		Amateur Day / Night Games (excluding floodlights)	1,160	1,213	1,269	1,326
		FLOODLIGHTS PER HOUR				
		A Level	351	367	384	402
		B Level	405	424	443	463
		C Level	469	491	514	537
		MEDIA FACILITY				
		Media Hall	2,370	2,479	2,593	2,710
		Camera	4,117	4,306	4,504	4,707
		FILMING PER DAY OR PART THERE-OFF				
		Commercial	9,785	10,235	10,706	11,188
		Non Commercial	3,669	3,838	4,015	4,195
		Kiosk (per kiosk per day)	335	351	367	383
		Music Festival (open field only)	45,604	47,702	49,897	52,142
		TRAINING				
		Professional per day	2,017	2,110	2,207	2,307
		Amateur training per game	821	859	898	939
		GROUP FEES				
		Soccer per month	981	1,026	1,073	1,121
		Rugby per month	3,353	3,508	3,669	3,834
		Karate	981	1,026	1,073	1,121
		Kick Boxing	981	1,026	1,073	1,121
		Run / Walk for life	981	1,026	1,073	1,121
		Outside Usage per event	2,012	2,105	2,201	2,300
		New Groups	First two months Free	First two months Free	First two months Free	First two months Free
		Refundable Deposit	In line with managing risk	In line with managing risk	In line with managing risk	In line with managing risk
		NB: Preparation time is regarded as a day before and a day after otherwise normal tariffs applies.				


	SCHEDULE OF CHARGES FOR SPORT FACILITIES ALL REGIONS CATEGORY B					
	COMMUNITY DEVELOPMENT SPORT AND RECREATION					
			2024-25	2025-26	2026-27	2027-28
			ZAR	ZAR	ZAR	ZAR
	Rabie Ridge stadium, Ivory park stadium, Union stadium, Davidsonville stadium, Alexandra stadium, Eldorado park stadium, Ennerdale stadium and Lenasia soccer stadium, Randburg Sport Complex, Paterson Park Multipurpose stadium					
	MATCHES					
	* SAFA & PSL	Per Game	4,203	4,397	4,599	4,806
	* NDF (Mvela)	Per Season	18,969	19,842	20,755	21,689
	* Training Fee	Per Game (ad-hoc)	1,939	2,028	2,122	2,217
	*LFA / OTHERS:	Per Season (4 fields max)	1,677	1,754	1,835	1,917
	*LFA / OTHERS:	Per Game (ad-hoc)	231	241	252	264
	ABC MOTSEPE LEAGUE & SASOL					
	ABC MOTSEPE LEAGUE	Seasonal	6,112	6,394	6,688	6,989
		Per Game (ad-hoc)	527	551	577	602
	* Sasol	Seasonal	3,794	3,968	4,151	4,338
		Per Game (ad-hoc)	464	485	507	530
	SAB & ABSA League					
	* SAB	Seasonal	2,529	2,646	2,767	2,892
		Per Game (ad-hoc)	316	331	346	361
	*Womens Regional League	Seasonal	3,162	3,307	3,459	3,615
		Per Game (ad-hoc)	422	441	461	482
	Cricket with Clubhouse	Per Month	-	392	410	428
	Baseball with Clubhouse	Per Month	-	392	410	428
	Rugby with Clubhouse	Per Month	-	392	410	428
	Sport Development Groups					
	* General	Per Match	632	661	692	723
	**Tournament (Commercial)	Per Match	3,162	3,307	3,459	3,615
	** Training fee	Per Hour	316	331	346	361
	* Floodlights	Per Hour w/o lights	126	132	138	145
	* Parking space	Per Day	1,581	1,653	1,730	1,807
	ATHLETICS					
	PROVINCIAL / MAJOR EVENTS					
	Hire	Per Day	1,370	1,433	1,499	1,566
	DISTRICT/ DEVELOPMENT					
	Hire	Per Day	738	772	807	843
	SCHOOLS					
	Hire	Per Day	422	441	461	482
	Road Race	Per Race	-	1,370	1,433	1,498
	Filming for commercial use	Per Day	9,785	10,235	10,706	11,188
	Filming for non-commercial use	Per Day	3,669	3,838	4,015	4,195
	Refundable Deposit		In line with managing risk	In line with managing risk	In line with managing risk	In line with managing risk


		SCHEDULE OF CHARGES FOR SPORT FACILITIES ALL REGIONS CATEGORY B						
		COMMUNITY DEVELOPMENT SPORT AND RECREATION						
				2024-25	2025-26	2026-27	2027-28	
				ZAR	ZAR	ZAR	ZAR	
		NON-SPORTING EVENTS						
		MUSICAL/FESTIVAL						
		Hire Fee	Per Day	27,400	28,661	29,979	31,328	
		Floodlights	Per Hour	506	529	553	578	
		POLITICAL						
		Hire Fee	Per Day	1,686	1,764	1,845	1,928	
		CHURCHES etc.						
		Rental	Per Day	5,269	5,512	5,765	6,025	
		* Otherwise ad-hoc tariffs applies						
		Fund Raising Events						
		e.g. Bazaar, Fetes, etc.	Per Day	5,269	5,512	5,765	6,025	
		Use of space by site establishers/contractors	Per Day	400	418	438	457	
		Refundable Deposit		In line with managing risk	In line with managing risk	In line with managing risk	In line with managing risk	


		SCHEDULE OF CHARGES FOR SPORT FACILITIES ALL REGIONS CATEGORY C				
		COMMUNITY DEVELOPMENT SPORT AND RECREATION				
		stadium, Davidsonville sport complex, Moletsane, Naledi ext 2, Mapetla, Protea Glen, Pimville Extreme sport, Elkah stadium, Three square, Rotanda, Bertrams and Ennerdale sport centre, Arthur Bloch Park, Riverlea Soccer Stadium, Jubileum Sport Ground, Melpark Attilla Soccer Grounds, Atrec Sports Complex, Malboro Sports Complex, Kwabhekilanga Sports Complex, Kaserne Sports Field, Rhodes Park Sports Field, Klipspruit Sports Centre, Hofland Rec Centre Brixton Multipurpose Indoor Court/Outdoor Court/Soccer Field				
			2024-25	2025-26	2026-27	2027-28
			ZAR	ZAR	ZAR	ZAR
		Fields where there is turf as well as courts or fields of				
	LFA / OTHERS:	Per Season (4 fields max)	1,286	1,345	1,407	1,470
	Ad-hoc Tariffs:	Per Match	632	661	692	723
	Night games:	Tariffs & per hour for use of floodlights	126	132	138	145
	GROUPS WHO ARE MEMBERS OF THE COMPLEX					
	Groups organised by the centre:		Free	Free	Free	Free
	Community based groups	Per Month	126	132	138	145
	Cricket	Per session	-	1,227	1,283	1,341
	Hockey	Per Month	-	392	410	428
	Sport Development Groups (open field)	Per session / Game / Match	-	Free	Free	Free
	New Groups		First two months Free	First two months Free	First two months Free	First two months Free
	NON-SPORTING EVENTS					
	Hire Fee	Per Day	5,215	5,455	5,706	5,962
	MUSICAL/FESTIVALS					
	Hire Fee	Per Day	10,539	11,023	11,530	12,049
	Floodlights:	Per Hour	126	132	138	145
	POLITICAL RALLIES					
	Hire Fee	Per Day	1,686	1,764	1,845	1,928
	FILMING					
	Filming for commercial use	Per Day	9,785	10,235	10,706	11,188
	Filming for non-commercial use	Per Day	3,669	3,838	4,015	4,195
	PLAYING COURTS					
	School Tournament / Sport Event / Sport Tournaments	Per Day	738	772	807	843
	Soccer Game - Casual	Per Game	478	500	523	546
	Floodlights:	Per Hour	126	132	138	145
	SIDE HALL					
	Hire	Per Day	948	992	1,038	1,084
	OFFICE RENTALS					
	Professional	m² per month	55	57	60	63
	Amateur	m² per month	38	40	42	43
	Refundable Deposit		In line with managing risk	In line with managing risk	In line with managing risk	In line with managing risk


		SCHEDULE OF CHARGES FOR SPORT FACILITIES ALL REGIONS CATEGORY C				
		COMMUNITY DEVELOPMENT SPORT AND RECREATION				
			2024-25	2025-26	2026-27	2027-28
			ZAR	ZAR	ZAR	ZAR
		DUBE BOXING CLUB				
	LFA / OTHERS:	Per Season (4 fields max)	1,286	1,345	1,407	1,470
	Ad-hoc Tariffs:	Per Match	632	661	692	723
	Night games:	Per Season / Match	LFA / Ad-hoc tariffs plus floodlights per hour	LFA / Ad-hoc tariffs plus floodlights per hour	LFA / Ad-hoc tariffs plus floodlights per hour	LFA / Ad-hoc tariffs plus floodlights per hour
	Floodlights:	Per Hour	126	132	138	145
	GROUPS WHO ARE MEMBERS OF THE COMPLEX					
	Groups organised by the centre:		Free	Free	Free	
	Community based groups	Per Month	126	132	138	145
	New Groups		First two months Free	First two months Free	First two months Free	First two months Free
	NON-SPORTING EVENTS					
	e. g. Churches:					
	Hire Fee	Per Day	5,215	5,455	5,706	5,962
	MUSICAL/FESTIVALS					
	Hire Fee	Per Day	10,539	11,023	11,530	12,049
	Floodlights:	Per Hour	126	132	138	145
	POLITICAL RALLIES					
	Rental		1,669	1,745	1,826	1,908
	FILMING					
	Filming for commercial use	Per Day	9,785	10,235	10,706	11,188
	Filming for non-commercial use	Per Day	3,669	3,838	4,015	4,195
	PLAYING COURTS					
	School Tournament / Sport Event	Per Day	738	772	807	843
	SIDE HALL					
	Hire		948	992	1,038	1,084
	OFFICE RENTALS					
	Professional	m² per month	55	57	60	63
	Amateur	m² per month	38	40	42	43
	Refundable Deposit		In line with managing risk	In line with managing risk	In line with managing risk	In line with managing risk


		SCHEDULE OF CHARGES FOR SPORT FACILITIES ALL REGIONS CATEGORY C					
		COMMUNITY DEVELOPMENT SPORT AND RECREATION					
				2024-25	2025-26	2026-27	2027-28
				ZAR	ZAR	ZAR	ZAR
		ARTHUR ASHE					
		LFA / OTHERS:	Per Season (4 fields max)	1,286	1,345	1,407	1,470
		Ad-hoc Tariffs:	Per Match	632	661	692	723


		SCHEDULE OF CHARGES FOR SPORT FACILITIES ALL REGIONS CATEGORY C					
		COMMUNITY DEVELOPMENT SPORT AND RECREATION					
				2024-25	2025-26	2026-27	2027-28
				ZAR	ZAR	ZAR	ZAR
		DAVID WEBSTER					
		LFA / OTHERS:	Per Season (4 fields max)	1,281	1,340	1,401	1,464
		Ad-hoc Tariffs:	Per Match	630	659	689	720
		Night games:	Per Season / Match	LFA / Ad-hoc tariffs plus floodlights per hour	LFA / Ad-hoc tariffs plus floodlights per hour	LFA / Ad-hoc tariffs plus floodlights per hour	LFA / Ad-hoc tariffs plus floodlights per hour
		Floodlights:	Per Hour	126	132	138	145
		PLAYING COURTS					
		School Tournament / Sport Event	Per Day	735	769	804	840
		GROUPS WHO ARE MEMBERS OF THE COMPLEX					
		Groups organised by the centre:		FREE	FREE	FREE	FREE
		Community based groups	Per Month	126	132	138	144
		New Groups		First two months Free	First two months Free	First two months Free	First two months Free
		NON-SPORTING EVENTS					
		e. g. Churches:					
		Hire Fee	Per Day	5,200	5,439	5,689	5,945
		MUSICAL/FESTIVALS					
		Hire Fee	Per Day	10,499	10,982	11,487	12,004
		Floodlights:	Per Hour	126	132	138	144
		POLITICAL RALLIES					
		Hire Fee	Per Day	1,680	1,757	1,838	1,921
		SIDE HALL					
		Hire Fee	Per Day	945	988	1,034	1,080
		FILMING					
		Filming for commercial use	Per Day	9,785	10,235	10,706	11,188
		Filming for non-commercial use	Per Day	3,669	3,838	4,015	4,195


		SCHEDULE OF CHARGES FOR SPORT FACILITIES ALL REGIONS CATEGORY C					
		COMMUNITY DEVELOPMENT SPORT AND RECREATION					
			2024-25	2025-26	2026-27	2027-28	
			ZAR	ZAR	ZAR	ZAR	
		ORANGE FARM CHRIS HANI					
	LFA / OTHERS:	Per Season (4 fields max)	1,281	1,340	1,401	1,464	
	Ad-hoc Tariffs:	Per Match	630	659	689	720	
	Night games:	Per Season / Match	LFA / Ad-hoc tariffs plus floodlights per hour	LFA / Ad-hoc tariffs plus floodlights per hour	LFA / Ad-hoc tariffs plus floodlights per hour	LFA / Ad-hoc tariffs plus floodlights per hour	
	Floodlights:	Per Hour	126	132	138	145	
		GROUPS WHO ARE MEMBERS OF THE COMPLEX					
	Groups organised by the centre:		Free	Free	Free	Free	
	Community Based Groups	Per Month	126	132	138	144	
	New Groups		First two months Free	First two months Free	First two months Free	First two months Free	
		NON-SPORTING EVENTS					
	e. g. Churches:						
	Hire Fee	Per Day	5,195	5,434	5,684	5,940	
		MUSICAL/FESTIVALS					
	Hire Fee	Per Day	10,499	10,982	11,487	12,004	
	Floodlights:	Per Hour	126	132	138	144	
		POLITICAL RALLIES					
	Hire Fee	Per Day	1,680	1,757	1,838	1,921	
		FILMING					
	Filming for commercial use	Per Day	9,785	10,235	10,706	11,188	
	Filming for non-commercial use	Per Day	3,669	3,838	4,015	4,195	
		PLAYING COURTS					
	School Tournament / Sport Event	Per Day	735	769	804	840	
		SIDE HALL					
	Hire	Per Day	945	988	1,034	1,080	
		OFFICE RENTALS					
	Professional	m² per month	55	57	60	62	
	Amateur	m² per month	38	40	41	43	
	Refundable Deposit		In line with managing risk	In line with managing risk	In line with managing risk	In line with managing risk	



		SCHEDULE OF CHARGES FOR SPORT FACILITIES ALL REGIONS CATEGORY C					
		COMMUNITY DEVELOPMENT SPORT AND RECREATION					
			2024-25	2025-26	2026-27	2027-28	
			ZAR	ZAR	ZAR	ZAR	
		A-TREK					
	LFA / OTHERS:	Per Season (4 fields max)	1,272	1,331	1,392	1,455	
	Ad-hoc Tariffs:	Per Match	626	655	685	715	
	Night games:	Per Season / Match	LFA / Ad-hoc tariffs plus floodlights per hour	LFA / Ad-hoc tariffs plus floodlights per hour	LFA / Ad-hoc tariffs plus floodlights per hour	LFA / Ad-hoc tariffs plus floodlights per hour	
	Floodlights:	Per Hour	126	132	138	145	
	GROUPS WHO ARE MEMBERS OF THE COMPLEX						
	Groups organised by the centre:		Free	Free	Free	Free	
	Community Based Groups	Per Month	125	131	137	143	
	New Groups		First two months Free	First two months Free	First two months Free	First two months Free	
	NON-SPORTING EVENTS						
	e. g. Churches:						
	Hire Fee	Per Day	5,161	5,398	5,647	5,901	
	MUSICAL/FESTIVALS						
	Hire Fee	Per Day	10,430	10,909	11,411	11,925	
	Floodlights:	Per Hour	126	132	138	145	
	POLITICAL RALLIES						
	Hire Fee	Per Day	1,669	1,745	1,826	1,908	
	FILMING						
	Filming for commercial use	Per Day	9,785	10,235	10,706	11,188	
	Filming for non-commercial use	Per Day	3,669	3,838	4,015	4,195	
	PLAYING COURTS						
	School Tournament / Sport Event	Per Day	730	764	799	835	
	SIDE HALL						
	Hire	Per Day	939	982	1,027	1,073	
	OFFICE RENTALS						
	Professional	m² per month	54	57	59	62	
	Amateur	m² per month	38	39	41	43	
	Refundable Deposit		In line with managing risk	In line with managing risk	In line with managing risk	In line with managing risk	


		SCHEDULE OF CHARGES FOR SPORT FACILITIES ALL REGIONS CATEGORY C					
		COMMUNITY DEVELOPMENT SPORT AND RECREATION					
			2024-25	2025-26	2026-27	2027-28	
			ZAR	ZAR	ZAR	ZAR	
		PATERSON PARK MULTI PURPOSE FACILITY					
	5-A-SIDE / MULTI PURPOSE COURTS						
	Cost per Court						
	School Tournament / Sport Event	Per Day	730	764	799	835	
	Groups - Training & Coaching	Per Hour	97	101	106	111	
	Social Players - Individual	Per Hour	73	76	79	83	
	* Floodlights	Per Hour	126	132	138	145	
	Courts - Community Free Usage						
	Tuesday and Thursday	14:00 to 16:00	Free	Free	Free	Free	
	Filming						
	Filming for commercial use	Per Day	9,785	10,236	10,706	11,188	
	Filming for non-commercial use	Per Day	3,670	3,838	4,015	4,196	
	Refundable Deposit		In line with managing risk	In line with managing risk	In line with managing risk	In line with managing risk	


		SCHEDULE OF CHARGES FOR SPORT FACILITIES ALL REGIONS CATEGORY C						
		COMMUNITY DEVELOPMENT SPORT AND RECREATION						
			2024-25	2025-26	2026-27	2027-28		
			ZAR	ZAR	ZAR	ZAR		
		Marlboro Sports Complex						
		Cricket Nets	Per Hour	66	69	72	75	
		Cricket	Per Game	1,158	1,211	1,267	1,324	
		Cricket	Per Season	4,799	5,020	5,251	5,487	
		Cricket School Tournament	Per Day	800	837	875	915	
		Soccer	Per Match	603	631	660	689	
		Tennis Socials	Per Hour	66	69	72	75	
		Tennis Court	Per Month	1,577	1,650	1,725	1,803	
		Squash Courts	Per Hour	66	69	72	75	
		Squash Courts	Per Month	1,577	1,650	1,725	1,803	
		Main Studio	Per Day	1,344	1,406	1,470	1,537	
		Small Studio	Per Day	905	947	990	1,035	
		Dance Classes	Per Month	1,500	1,569	1,641	1,715	
		Dance Casual	Per Hour	66	69	72	75	


	SCHEDULE OF CHARGES FOR SPORT FACILITIES ALL REGIONS CATEGORY D					
	COMMUNITY DEVELOPMENT SPORT AND RECREATION					
			2024-25	2025-26	2026-27	2027-28
			ZAR	ZAR	ZAR	ZAR
	Walter Sisulu hall, Water Sisulu hall foyer, Albertina Sisulu hall					
	Hall Hire / Non-Sporting Events	Per Day	15,818	16,545	17,306	18,085
	Function Set Up	Per Hour	Per Hour of Day Rate	Per Hour of Day Rate	Per Hour of Day Rate	Per Hour of Day Rate
	Use of hall	Per Hour	Per Hour of Day Rate	Per Hour of Day Rate	Per Hour of Day Rate	Per Hour of Day Rate
	Foyer	Per Day	3,954	4,136	4,326	4,521
	SPORT EVENTS					
	Sport Events (indoor)	Per Day	5,191	5,429	5,679	5,935
	Sport Affiliated Groups	Per Month	392	410	429	448
	Sport Event Casual	Month to Month	1,733	1,813	1,896	1,982
	Shower Facilities	Once-off	604	632	661	690
	Universities/colleges	Per Day	23,900	25,000	26,150	27,326
	Sport Development Groups	Per Hour	302	316	331	345
	Hip Hop / Ballroom Dancing Hall Hire	Per Day	-	5,191	5,430	5,674
	Dance Rehearsals - Commercial	Per Hour	-	131	137	143
	Dance Rehearsals - Non-Commercial	Per Hour	-	30	31	33
	Kitchen	Per Day	-	1,169	1,223	1,278
	New Groups		First two months Free	First two months Free	First two months Free	First two months Free
	Filming for commercial use	Per Day	9,785	10,235	10,706	11,188
	Filming for non-commercial use	Per Day	3,669	3,838	4,015	4,195
	Refundable Deposit		In line with managing risk	In line with managing risk	In line with managing risk	In line with managing risk


	SCHEDULE OF CHARGES FOR SPORT FACILITIES ALL REGIONS CATEGORY D					
	COMMUNITY DEVELOPMENT SPORT AND RECREATION					
			2024-25	2025-26	2026-27	2027-28
			ZAR	ZAR	ZAR	ZAR
	Wembley Stadium					
	DESCRIPTION					
	Amateurs - All sporting codes	Per Day	5,191	5,430	5,679	5,935
	Professional - All sporting codes					
	Hire Fee	Per Day	7,419	7,760	8,117	8,482
	Outside Courts					
	Hire Fee	Per Day	1,484	1,552	1,623	1,696
	Non-sporting events					
	Hire Fee	Per Day	10,539	11,023	11,530	12,049
	Board Room					
	Hire Fee	Per Day	1,207	1,263	1,321	1,380
	Corporate use	Per Day	2,414	2,525	2,642	2,760
	Office Rental					
	Rental	Per Month	1,341	1,403	1,468	1,534
	New Groups		First two months Free	First two months Free	First two months Free	First two months Free
	Filming / Movies					
	Filming for commercial use	Per Day	9,785	10,235	10,706	11,188
	Filming for non-commercial use	Per Day	3,669	3,838	4,015	4,195
	Refundable Deposit		In line with managing risk	In line with managing risk	In line with managing risk	In line with managing risk


	SCHEDULE OF CHARGES FOR SPORT FACILITIES ALL REGIONS CATEGORY D					
	COMMUNITY DEVELOPMENT SPORT AND RECREATION					
			2024-25	2025-26	2026-27	2027-28
			ZAR	ZAR	ZAR	ZAR
	Paterson Park Multipurpose Indoor Sport Centre					
	Sport Development Groups/Schools	Per Hour	302	316	331	346
	Amateurs - All sporting codes					
	Hire Fee	Per Day	5,191	5,430	5,680	5,935
	Professional - All sporting codes					
	Hire Fee	Per Day	7,418	7,759	8,116	8,482
	Non-sporting events					
	Hire Fee	Per Day	10,539	11,023	11,530	12,049
	Board Room					
	Hire Fee	Per Day	1,207	1,263	1,321	1,380
	Corporate use	Per Day	2,296	2,402	2,512	2,625
	Filming / Movies					
	Filming for commercial use	Per Day	9,785	10,235	10,706	11,188
	Filming for non-commercial use	Per Day	3,669	3,838	4,015	4,195
	Refundable Deposit		In line with managing risk	In line with managing risk	In line with managing risk	In line with managing risk
	SCHEDULE OF CHARGES FOR SPORT FACILITIES ALL REGIONS CATEGORY D					
	COMMUNITY DEVELOPMENT SPORT AND RECREATION					
			2024-25	2025-26	2026-27	2027-28
			ZAR	ZAR	ZAR	ZAR
	Brixton Multipurpose Indoor Sport Centre					
	Sporting Event					
	Indoor - Amateur	Per Day	4,930	5,157	5,394	5,636
	Indoor - Professional	Per Day	7,046	7,370	7,709	8,056


		SCHEDULE OF CHARGES FOR SPORT FACILITIES ALL REGIONS CATEGORY E1					
		COMMUNITY DEVELOPMENT SPORT AND RECREATION					
			2024-25	2025-26	2026-27	2027-28	
			ZAR	ZAR	ZAR	ZAR	
		Lenasia Ext 7 Bowling Green					
		Braun Fischer and Soweto Cricket ovals are under the management of Gauteng Cricket Club.	No Tariffs are payable	No Tariffs are payable	No Tariffs are payable	No Tariffs are payable	
		Rental	Per Month	577	604	632	660
		Lenasia Cricket Stadium					
		Hall Hire:					
		Hire	Per Day	1,932	2,021	2,114	2,209
		Hire (Cricket)	Per Game	1,213	1,269	1,327	1,387
		Hire (Cricket)	Per Season	4,995	5,225	5,465	5,711
		Victoria Park Sports Complex					
		Hall Hire:					
		Hire	Per Day	500	522	547	571
		Hire (Soccer)	Per Game	673	704	736	769
		Pimville Golf Course					
		Pimville Golf Course is managed by the Soweto Country Club					
		Refundable Deposit		In line with managing risk	In line with managing risk	In line with managing risk	In line with managing risk


		SCHEDULE OF CHARGES FOR SPORT FACILITIES ALL REGIONS CATEGORY E2					
		COMMUNITY DEVELOPMENT SPORT AND RECREATION					
				2024-25	2025-26	2026-27	2027-28
				ZAR	ZAR	ZAR	ZAR
		STAND ALONE SINGLE CODE FACILITY					
		Basketball Courts	Per Month	392	410	429	448
		Tennis Courts	Per Month	392	410	429	448
		Netball Courts	Per Month	392	410	429	448
		Hockey	Per Month	392	410	429	448
		Five-a-side soccer	Per Month	392	410	429	448
		Other groups	Once-off	392	410	429	448
		SEASONAL FEE: APPLICABLE	Seasonal	525	549	574	600
		AD-HOC TARIFFS					
		Ad-hoc	Ad-hoc	420	439	459	480
		BOARDROOM					
		Rental	Per Month	252	264	276	288
		FILMING					
		Filming for commercial use	Per Day	9,785	10,235	10,706	11,188
		Filming for non-commercial use	Per Day	3,669	3,838	4,015	4,195
		Refundable Deposit		In line with managing risk	In line with managing risk	In line with managing risk	In line with managing risk


		SCHEDULE OF CHARGES FOR SPORT FACILITIES ALL REGIONS CATEGORY F					
		COMMUNITY DEVELOPMENT SPORT AND RECREATION					
				2024-25	2025-26	2026-27	2027-28
				ZAR	ZAR	ZAR	ZAR
		Open Sport Fields					
		Grassed / Non-grassed fields. Most instances managed by Clubs / LFAs					
		SPORTING EVENTS		Free	Free	Free	Free
		Non-Sporting Events					
		Hire Fee	Per day	3,150	3,294	3,446	3,601
		MUSICAL/FESTIVALS					
		Hire Fee	Per day	5,879	6,150	6,433	6,722
		FILMING					
		Filming for commercial use	Per Day	9,785	10,235	10,706	11,188
		Filming for non-commercial use	Per Day	3,669	3,838	4,015	4,195
		Refundable Deposit		In line with managing risk	In line with managing risk	In line with managing risk	In line with managing risk


SCHEDULE OF CHARGES						
	COMMUNITY DEVELOPMENT ARTS, CULTURE & HERITAGE					
			2024-25 (ZAR)	2025-26 (ZAR)	2026-27 (ZAR)	2027-28 (ZAR)
	MUSEUMS AND GALLERIES					
	1 ENTRANCE CHARGES					
	1.1 HECTOR PIETERSON MEMORIAL & MUSEUM					
	LOCAL					
	Adults	Per Day	30	31	33	34
	Senior Citizens (with pension cards)	Per Day	15	16	16	17
	Students (12 years and over and Tertiary Institutions - with student card)	Per Day	15	16	16	17
	Children (6 to 12 years and primary school groups)	Per Day	10	10	11	11
	Children (under 6 years)	Per Day	Free	Free	Free	Free
	INTERNATIONAL					
	Adults	Per Day	100	105	109	114
	Students (over 13 years and Tertiary Institutions - with student card)	Per Day	50	52	55	57
	Children (6 to 12 years)	Per Day	25	26	27	29
	Children (under 6 years)	Per Day	Free	Free	Free	Free
	1.2 KLIPTOWN OPEN AIR MUSEUM					
	Entrance	Per Day	Free	Free	Free	Free
	1.3 JAMES HALL MUSEUM OF TRANSPORT					
	Entrance	Per Day	Free	Free	Free	Free


SCHEDULE OF CHARGES						
	COMMUNITY DEVELOPMENT ARTS, CULTURE & HERITAGE					
			2024-25 (ZAR)	2025-26 (ZAR)	2026-27 (ZAR)	2027-28 (ZAR)
	2 HIRE OF FACILITIES					
	2.1 Museum Africa (MA), June 16 Interpretation Centre, Johannesburg Art Gallery (JAG), Workers Museum and Alexander Heritage Centre, Hector Pieterson Museum, Oppenheimer Village, James Hall Museum of Transport					
	2.1.1 Hire of auditorium					
	If museum is a partner in a project	Per Day	No Charges	No Charges	No Charges	No Charges
	NGOs, educational, cultural institutions	Per Day	4,896	5,121	5,356	5,597
	Commercial/ corporate institutions	Per Day	9,792	10,242	10,713	11,195
	2.1.2 Hall (June 16 Interpretation Centre)					
	Hall Hire	Per Day	1,140	1,193	1,247	1,304
	2.1.3 Hire of boardroom					
	If museum is a partner in the project	Per Day	No Charges	No Charges	No Charges	No Charges
	NGOs, educational, cultural institutions	Per Day	1,677	1,754	1,834	1,917
	Commercial / corporate institutions	Per Day	3,353	3,508	3,669	3,834
	Hire of other museum space, per designated space: Depending on the nature of the space, function and organiser	Per Day	11 028 to 56 904	11 535 to 59 522	12 066 to 62 260	12 609 to 65 062
	2.1.4					
	2.1.5 Hire of Museum Africa Arena or front entrance	Per Day	3,042	3,182	3,328	3,478
	2.1.6 Hire of court yard	Per Day	3,219	3,367	3,522	3,681
	2.1.7 Filming and Photography					
	Local					
	Photographic shoots Local	Per Hour	242	253	264	276
	Filming Amateur Local	Per Hour	459	480	502	525
	Filming Commercial Local	Per Hour	1,223	1,279	1,338	1,398
	International					
	Photographic shoots International	Per Hour	500	523	547	572
	Filming Amateur International	Per Hour	1,200	1,255	1,313	1,372
	Filming Commercial International	Per Hour	3,800	3,975	4,158	4,345
	2.1.8 Hire of temporary exhibition space:					
	If Museum is a partner in the project		No charge	No charge	No charge	No charge
	If Museum supports project	Per Day	10,005	10,465	10,946	11,439
	Commercial / corporate institutions	Per Day	20,010	20,930	21,893	22,878
	2.1.9 Parking Area (James Hall Transport Museum)	Per Day	985	1,030	1,078	1,126


SCHEDULE OF CHARGES						
	COMMUNITY DEVELOPMENT ARTS, CULTURE & HERITAGE					
			2024-25 (ZAR)	2025-26 (ZAR)	2026-27 (ZAR)	2027-28 (ZAR)
2.2 COMMUNITY CENTRES						
2.2.1 UNCLE TOM'S ART CENTRE						
Main Hall	Per Day		1,907	1,995	2,087	2,180
Side Hall	Per Day		1,017	1,064	1,113	1,163
Studio	Per Day		509	532	556	581
Gallery (only)	Per Day		1,271	1,330	1,391	1,454
Kitchen	Per Day		509	532	556	581
Bar	Per Day		254	266	278	291
Group Activities						
Large	Per Month		402	421	440	460
Medium	Per Month		268	281	294	307
Small	Per Month		134	140	147	153
2.2.2 MOFOLO ART CENTRE						
Hall Hire	Per Day		1,006	1,052	1,101	1,150
Side Hall	Per Day		644	673	704	736
Kitchen	Per Day		442	463	484	506
Group Activities						
Large	Per Month		402	421	440	460
Medium	Per Month		268	281	294	307
Small	Per Month		134	140	147	153
2.2.3 MOFOLO CULTURAL BOWL						
Cultural Bowl Hiring Fee	Per Day		13,413	14,030	14,676	15,336
Studio Hiring Fee	Per Hour		201	210	220	230
2.2.4 PATERSON PARK MULTI-PURPOSE CENTRE						
Studio 1 Ground Floor	Per Day		-	1,330	1,391	1,454
Half Studio	Per Day		-	665	696	727
Studio 1 Ground Floor	Per Hour		-	166	174	182
Half Studio	Per Hour		-	83	87	91
Studio 2 1st Floor	Per Day		-	1,330	1,391	1,454
Half Studio	Per Day		-	665	696	727
Studio 2 1st Floor	Per Hour		-	166	174	182
Half Studio	Per Hour		-	83	87	91
Group Activities						
Large	Per Month			421	440	460
Medium	Per Month			281	294	307
Small	Per Month			140	147	153
2.2.5 CREDO MUTWA OPEN AIR MUSEUM / HALL						
Hall Hire	Per Day		1,006	1,052	1,101	1,150
Village	Per Hour		201	210	220	230
Kitchen	Per Day		430	449	470	491
Group Activities						
Large	Per Month		402	421	440	460
Medium	Per Month		268	281	294	307
Small	Per Month		134	140	147	153


SCHEDULE OF CHARGES				
	COMMUNITY DEVELOPMENT ARTS, CULTURE & HERITAGE			
			2024-25 (ZAR)	2025-26 (ZAR)
			2026-27 (ZAR)	2027-28 (ZAR)
3 PHOTOCOPIES (All Arts, Culture and Heritage facilities)				
A3 black and white	per sheet	4	4	5
A3 colour	per sheet	20	20	22
A4 colour	per sheet	10	10	11
A4 black and white	per sheet	2	2	2
4 SUPPLY & USAGE OF DIGITAL IMAGES FROM MUSEUM COLLECTIONS				
The cost of the image is the basic cost (as laid out in 5.1) plus the copyright / usage cost (laid out in 5.2)				
4.1 BASIC COSTS				
Supply of high resolution digital image on CD or by email	per image	120	126	137
4.2 USAGE FEE PER IMAGE				
The prices are per image, language and edition and are added to the basic cost of supplying the image as laid out in 5.1. The following discounts will be given: 10% for 10-19 images used, 20% for 20 – 29 images used, 30% for 30+ images used. Where a book is also issued as an e-book, the fee is for the estimated usage combined.				
4.2.1(a) PUBLICATIONS: Tariff South Africa				
Newspapers:				
<35 000 copies		233	244	267
>35 000 copies		340	355	388
Books, e-books and magazines inside				
<1000 copies		114	119	130
1000 – 2000 copies		233	244	267
2001 – 10 000 copies		340	355	388
>10 000 copies		464	485	530
Books, e-books and magazines – front cover				
<1000 copies		233	244	267
1000 – 2000 copies		464	485	530
2001 – 10 000 copies		679	710	776
> 10 000 copies		894	935	1,022
Books, e-books and magazines – back cover				
<1000 copies		171	179	196
1000 – 2000 copies		340	355	388
2001 – 10 000 copies		512	536	586
> 10 000 copies		679	710	776
Journals for academic / non-profit organizations		58	60	66

SCHEDULE OF CHARGES					
	COMMUNITY DEVELOPMENT ARTS, CULTURE & HERITAGE				
		2024-25 (ZAR)	2025-26 (ZAR)	2026-27 (ZAR)	2027-28 (ZAR)
4.2.1(b)	PUBLICATIONS:Tariff Overseas				
	Newspapers:				
	<35 000 copies	464	485	507	530
	>35 000 copies	679	710	743	776
	Books, e-books and magazines inside				
	<1000 copies	233	244	255	267
	1000 – 2000 copies	464	485	507	530
	2001 – 10 000 copies	679	710	743	776
	>10 000 copies	894	935	978	1,022
	Books, e-books and magazines – front cover				
	<1000 copies	464	485	507	530
	1000 – 2000 copies	894	935	978	1,022
	2001 – 10 000 copies	1,358	1,420	1,486	1,553
	> 10 000 copies	1,814	1,898	1,985	2,074
	Books, e-books and magazines – back cover				
	<1000 copies	340	355	371	388
	1000 – 2000 copies	679	710	743	776
	2001 – 10 000 copies	1,019	1,065	1,114	1,165
	> 10 000 copies	1,358	1,420	1,486	1,553
	Journals for academic / non-profit organizations	171	179	187	196
4.2.2	TV, DOCUMENTARIES AND FILM				
	Tariff - Southern Africa				
4.2.2.1	Broadcast				
	National Distributions, 3 flightings or less	171	179	187	196
	National Distributions 4 flightings or more	340	355	371	388
	Continental Distribution	679	710	743	776
	Worldwide Distribution	946	989	1,035	1,081
4.2.2.2	DVD and CD				
	<1000 copies	114	119	124	130
	1000 – 1999 copies	233	244	255	267
	2000 – 10 000 copies	340	355	371	388
	>10000 copies	464	485	507	530
	NGO/educational DVDs	114	119	124	130

SCHEDULE OF CHARGES					
	COMMUNITY DEVELOPMENT ARTS, CULTURE & HERITAGE				
		2024-25 (ZAR)	2025-26 (ZAR)	2026-27 (ZAR)	2027-28 (ZAR)
4.2.3(a)	MUSEUM EXHIBITIONS/ TRADE DISPLAYS (ALL MUSEUMS) Use of the image to publicise the exhibition/ display will be allowed only with written permission, and with proper copyright acknowledgement to Museum Africa.				
	Non-Profit Museums:				
	Tariff - Southern Africa				
	Temporary Displays	114	119	124	130
	Permanent Displays	233	244	255	267
	Commercial museums/Trade displays:				
	Temporary Displays	233	244	255	267
	Permanent Displays	464	485	507	530
4.2.3(b)	Tariff - Overseas				
	Temporary Displays	233	244	255	267
	Permanent Displays	464	485	507	530
	Commercial museums/Trade displays:				
	Temporary Displays	464	485	507	530
	Permanent Displays	894	935	978	1,022
4.2.4	BUSINESS USE OF IMAGES				
4.2.4(a)	Tariff - Southern Africa				
	Annual reports/newsletters/calendars:				
	NGO, academic, non-profit organisations	58	60	63	66
	Corporate	126	132	138	144
	Office stationery				
	NGO, academic, non-profit organisations	126	132	138	144
	Corporate	233	244	255	267
4.2.4(b)	Tariff - Overseas				
	Annual reports/newsletters/calendars:				
	NGO, academic, non-profit organisations	126	132	138	144
	Corporate	233	244	255	267
	Office stationery				
	NGO, academic, non-profit organisations	233	244	255	267
	Corporate	464	485	507	530

		SCHEDULE OF CHARGES				
		COMMUNITY DEVELOPMENT ARTS, CULTURE & HERITAGE				
			2024-25 (ZAR)	2025-26 (ZAR)	2026-27 (ZAR)	2027-28 (ZAR)
	4.2.5 ADVERTISING					
	Tariff - Southern Africa					
	Commercial publications					
	1 insertion, 1 publication (3 months)		1,892	1,979	2,070	2,163
	<i>On a sliding scale up to</i>					
	Unlimited insertions, unlimited no. of publications for one year		7,560	7,908	8,272	8,644
	Tariff - Overseas					
	Commercial publications					
	1 insertion, 1 publication (3 months)		3,780	3,954	4,136	4,322
	<i>On a sliding scale up to</i>					
	Unlimited insertions, unlimited no. of publications for one year		15,120	15,816	16,543	17,288
	Variations of the above will be in proportion to about amounts					
	4.2.5.2 Display					
	Tariff - Southern Africa					
	Billboard Advertising		7,995	8,363	8,747	9,141
	Bus Shelters etc.		3,971	4,154	4,345	4,540
	Posters:					
	Large (1m or bigger)		1,493	1,562	1,633	1,707
	Medium (A3, A2, ½ meter)		1,002	1,048	1,096	1,145
	Small		491	514	537	561
	Non Profit organisations		126	132	138	144
	Tariff - Overseas					
	Billboard Advertising		15,999	16,735	17,505	18,293
	Bus Shelters etc.		7,939	8,304	8,686	9,077
	Posters:					
	Large (1m or bigger)		2,987	3,125	3,268	3,416
	Medium (A3, A2, ½ meter)		2,002	2,094	2,191	2,289
	Small		984	1,029	1,076	1,125
	Non Profit organisations		233	244	255	267

		SCHEDULE OF CHARGES				
		COMMUNITY DEVELOPMENT ARTS, CULTURE & HERITAGE				
			2024-25 (ZAR)	2025-26 (ZAR)	2026-27 (ZAR)	2027-28 (ZAR)
	4.2.6 COMMERCIAL PRODUCTS					
	Commercial products e.g. mugs, T-shirts, posters, CD/DVD covers, jigsaw puzzles, calendars					
	Tariff - Southern Africa					
	<1000 copies		604	632	661	691
	>1000 copies		1,209	1,264	1,322	1,382
	Tariff - Overseas					
	<1000 copies		1,209	1,264	1,322	1,382
	>1000 copies		2,417	2,528	2,645	2,764
	4.2.7 INTERIOR DECORATION, PER VENUE					
	Tariff - Southern Africa					
	Personal use in a private home		108	113	118	123
	Under 30 x 40cm		188	197	206	215
	30 x 40cm, to 40 x 50cm		268	281	294	307
	Up to 1m longest side		379	396	415	433
	Over 1 m longest side		473	495	517	541
	Tariff – Overseas					
	Personal use in a private home		220	230	240	251
	Under 30 x 40cm		379	396	415	433
	30 x 40cm, to 40 x 50cm		529	553	579	605
	Up to 1m longest side		750	785	821	858
	Over 1 m longest side		947	991	1,036	1,083

SCHEDULE OF CHARGES						
	COMMUNITY DEVELOPMENT ARTS, CULTURE & HERITAGE					
		2024-25 (ZAR)	2025-26 (ZAR)	2026-27 (ZAR)	2027-28 (ZAR)	
4.2.8	WEBSITE/INTERNET USE					
	Tariff - Southern Africa					
	Non-profit/NGO	220	230	240	251	
	Commercial	321	336	352	367	
	Tariff - Overseas					
	Non-profit/NGO	338	354	370	386	
	Commercial	674	705	738	771	
4.2.9	MISCELLANEOUS					
	Tariff - Southern Africa					
	Lectures\ Papers (Non-profits)	108	113	118	123	
	Lectures (For profits)	171	179	187	196	
	Proposal pitching	108	113	118	123	
	Tariff - Overseas					
	Lectures\ Papers (Non-profits)	220	230	240	251	
	Lectures (For profits)	340	355	371	388	
	Proposal pitching	220	230	240	251	

2.2.4	PATERSON PARK MULTI-PURPOSE CENTRE					
	Studio 1 Ground Floor	Per Day	-	1,330	1,391	1,454
	Half Studio	Per Day	-	665	696	727
	Studio 1 Ground Floor	Per Hour	-	166	174	182
	Half Studio	Per Hour	-	83	87	91
	Studio 2 1st Floor	Per Day	-	1,330	1,391	1,454
	Half Studio	Per Day	-	665	696	727
	Studio 2 1st Floor	Per Hour	-	166	174	182
	Half Studio	Per Hour	-	83	87	91
	Group Activities					
	Large	Per Month		421	440	460
	Medium	Per Month		281	294	307
	Small	Per Month		140	147	153
2.2.5	CREDO MUTWA OPEN AIR MUSEUM / HALL					
	Hall Hire	Per Day	1,006	1,052	1,101	1,150
	Village	Per Hour	201	210	220	230
	Kitchen	Per Day	430	449	470	491
	Group Activities					
	Large	Per Month	402	421	440	460
	Medium	Per Month	268	281	294	307
	Small	Per Month	134	140	147	153