

City of Johannesburg Council 2024-05-15 2024-05-22

COJ : SPECIAL MAYORAL COMMITTEE 2024-05-08 2024-05-19

GROUP FINANCE

THE REPORT ON OUTCOMES OF PUBLIC CONSULTATION ON THE PROPOSED 2024/25 BUDGET AND ITS REVENUE RAISING MEASURES AND THE TECHNICAL EVALUATION LED BY NATIONAL TREASURY

1. STRATEGIC THRUST

Good Governance
Financial Sustainability

2. OBJECTIVE

The objective of the report is to provide feedback to the Council on the consideration and analysis of input received through the public participation process on the 2024/25 draft medium term budget and its tariff proposals tabled, share the outcomes of the intergovernmental benchmarking exercise led by the National Treasury; and further seek approval for implementation of the final rates and tariffs proposed with effect 1 July 2024 as contained in Annexures 1 to 24, and the property rates policy and bylaw as contained in Annexure 25.

3. BACKGROUND AND DISCUSSIONS

The Council sitting of 19-20 March 2024 noted the City's Integrated Development Plan ('the IDP'), the draft 2024/25 medium term budget ('the draft Budget') and its tariff proposals in line with the legislative requirements contained in the Local Government: Municipal Systems Act, 2000 ("MSA"), the Municipal Finance Management Act, 2003, ("MFMA") and the Local Government: Municipal Property Rates Act, 2004, ("MPRA"). This paved a way for the commencement of the public participation process on the City's integrated development plan, the draft budget and its revenue raising measures (tariffs). The aforementioned documents were made public through placement on the City's website following publication of notices on newspapers and the City's website on 22 March 2024. In addition, the City has its own Tariff Determination Policy approved in 2008, and various bylaws. There platforms designated to receive public input were created through electronic submissions in live IDP sessions, the city' website, Regional Offices, designated email addresses, physical meetings per the IDP consultation programme, and tracking print media.

3.1. Legislative framework and compliance

Public consultations on the IDP, the budget and tariff proposals are conducted in accordance with the Municipal Finance Management Act, Act 56 of 2003 (the MFMA), read in conjunction with Chapter 4 of the Municipal Systems Act, Act 32 of 2000 (the MSA), and Chapter 4 of the Municipal Property Rates Act, Act 6 of 2004 (the MPRA). The process is lead by the Office of the Speaker and designed to involve the city's citizens in the administration of the affairs of the municipality. Section 22(a) of the

1C.2

City of Johannesburg Council 2024-05-15 2024-05-22

COJ : SPECIAL MAYORAL COMMITTEE 2024-05-08 2024-05-19

GROUP FINANCE

MFMA requires that the Accounting Officer of a municipality, immediately after the annual budget and related documents and proposed tariffs have been tabled in Council, makes documents available to the public for comments or objections.

A notice calling for public comments on the draft budget and proposed tariffs was accordingly published in various newspapers and placed on the City's website. Also, the IDP programme demonstrating venues, regional programmes and mode of engagement was placed on the city's website. Tariff policies and their annexures and SA 14 provide helpful information on the impact of proposed revenue measures on households.

3.1.1. The Municipal Systems Act, 2000.

This legislation, the MSA, requires that the 'substance' of public consultation be conveyed to the ratepayers, and the mechanisms of providing fair public consultation be made available to all ratepayers willing to participate. Presentation for public consultations, media statements and sessions with ratepayers and stakeholders were organised to share the City's developmental agenda in terms of its priorities, and budget and tariff information presented as well as part of resourcing such vision. The engagements as per the IDP programmes were evenly distributed to increase the reach of every kind of Joburg residents, including marginalised areas. The report on the IDP process will deal with input received related to community engagements. In compliance with the MSA, and in addition to the City of Johannesburg website, notices crafted to observe explicitly legislative requirements pertaining to each item were made on Sowetan and Citizen newspapers of 22 March 2024, and explicitly indicated that public comments close on 22 April 2024, a date that was determined noting timeframes imposed by national elections of 29 May 2024. In addition to public submissions made through IDP engagements programme, there were alternative platforms of public consultation included electronic addresses for public comments. The notices directed where the IDP, Budget, and tariff input should be made. When tariff reports are published in full, the intention is for ratepayers to note the proposed changes, engage in content and contextualise proposed changes.

The design of the South African intergovernmental system requires administration to assist with the implementation of programmes of the party in Government. Priorities of the Government of Local Unity guided the 2024/25 Medium Term Budget process. Documents were publicised in clearly designated areas of the City's website, and cross referenced to each other to ensure continuity.

Sufficient period in line with the MPRA, the MSA and the Interpretation of Statutes Act, 1933 was observed, noting developments specific to this year. The city also uses direct engagements and structured stakeholder engagements to encourage active participation. These structured engagements and stakeholder forums were dominantly led by the Legislature, Offices of the Member of Mayoral Committee ("MMC: Finance"); and the Executive Mayor, as additional platforms to share the substance of public consultation and soliciting the views of the public. Through this process, written

1C.3

City of Johannesburg Council 2024-05-15 2024-05-22

COJ : SPECIAL MAYORAL COMMITTEE 2024-05-08 2024-05-19

GROUP FINANCE

comments specific to the budget and tariffs that totalled just more than a hundred were received. Added on this figure, is a compilation from ward 74, 80, and 88 (64 persons). A submission that deals with technical input on budget documentation was received from *JoburgCan*, an arm of OUTA and fully considered. These written submissions add to the input received via comments made in physical meetings, teams' meetings and written submissions for which notes were taken by officials and political leadership. It is further emphasised there was a diverse representation of various stakeholders in IDP forums. An observation is made that besides structured teams meeting, this time there was limited sector input. In addition, there seemed to be fewer comments regarding funding and budget with more focus on IDP issues and clarification of rates issues.

The Budget Office continued to monitor the print media space for further intelligence on these issues. It can be confirmed that due to the competitiveness of the 2024/25 tariff structure, the city did not feature prominently. Comments, public opinions, and views shared or expressed were on the general affordability of tariffs, pressure experienced by consumers, and increasing production input costs.

3.1.2. The Local Government Municipal Property Rates Act, 2004.

The MPRA is more prescriptive both in the format of the submissions to be made in writing and the period of public consultations. While the general tariff development and the finalisation of the rating framework processes are undertaken in parallel with budget consultation, there is an observation of issues specific in each framework. The MPRA further indicates that tariffs are levied for a full municipal financial year. Property rating and its tariff development process is dealt with through an appended report (Annexure 25). And resolutions are specific and itemised as part of the recommendations to be approved by Council.

3.1.3 The Municipal Finance Management Act, 2003.

The MFMA requirements were satisfied by making available to the public the draft budget and its supporting tariff documents and making use of various platforms practical for consultation. There is a legislative requirement that tariffs be implemented at least 30 days following approval by the Council. The Council by noting the draft budget in the March 2024 sitting was observing the requirements that the budget be tabled at least 90 days before the start of a municipal financial year. This process included recognising the submission of the budgets by the municipal entities.

1C.4

City of Johannesburg Council 2024-05-15 2024-05-22

COJ : SPECIAL MAYORAL COMMITTEE 2024-05-08 2024-05-19

GROUP FINANCE

3.2. Analysis of public comments

On the general participation of the public in the process, the frequency of responses to issues, and representativeness of the responses are first characteristics of investigating representativity of the population. Qualitative responses further enrich the discussions by providing dimensions from the subject's point of view including trade-offs where necessary. As at closing of public comments, these are the emerging themes relevant for budget and tariffs sampled from received comments:

Table 1: The Summary of Public Comments

Categorization of comments or input	Common themes and dimensions of discussions	Final position noting the received comments
Comments on the general unaffordability of tariffs and pressure to the customers	The question is 'What informs the decision to increase electricity by 16% against NERSA's 12%?'	Service provision includes the bulk input purchased and the infrastructure to transport such input, including cost recovery. For local government, what constitute tariff determination is explicitly dealt by section 74 of the Municipal Systems Act. This should be combined with Tariff determination methods published by the regulators. In addition, as part of tariff reviews, municipalities are required to do cost of supply studies as a basis of increasing their tariffs. The two (bulk tariff determination and the section 74 process) tends to be the basis of determining whether a tariff is fair and prudent revenue requirements. These may not necessary be aligned with consumer preferences as previous regulation methods were based on the asset size as a regulatory base. There is a table inserted below to gives a comparative view of the city's tariffs versus other metropolitan municipalities.

1C.5

City of Johannesburg Council 2024-05-15 2024-05-22

COJ : SPECIAL MAYORAL COMMITTEE 2024-05-08 2024-05-19

GROUP FINANCE

Categorization of comments or input	Common themes and dimensions of discussions	Final position noting the received comments
	<p>“From the draft tariff, there seems to be a double increase for pre-paid high electricity users- 18.84% plus R244.2 service charge and R237.3 capacity charge. Prepaid users should not be hit so hard as they pay for electricity upfront and with less administration by the municipality- limited risk and cost.”</p>	<p>This issue has been reconsidered, and an alternative proposal is included proposed in the final electricity tariffs that rationalises the increases for prepaid customers. Under the section that deals with changes, section 5 of the final electricity tariff policy, the residential prepaid (low) to be exempt from paying both the service and capacity charges (R/month) to cushion our indigent customers in consideration of the current economic climate.</p>
	<p>“Consumers can't afford these increases. They are way above inflation and salary increase are not forthcoming.”</p> <p>“Above inflation rates increase vis-à-vis little or no increases in salaries”.</p> <p>“The proposed tariff increases are unreasonable, not in line with inflation and are pushing people into poverty.”</p>	<p>These three dimensions are a general expression of the level of affordability of services. There are practical concessions that have been made to contain expenditure to the bare minimum but tariff levels in general are driven by the bulk purchase input (pass through costs), cost recovery, infrastructure backlogs, efficiency levels, modernisation of such businesses, and without additional revenue service delivery fails. The proposed CPI is generally within the parameters set by MFMA circular 128 of 8 March 2024. income statements published as part of the budget book illustrates the costs of running each vote.</p>
	<p>“Sewer charge based on property size rather than water consumption is unjustified. There is a direct correlation between water usage and sewage. I therefore disagree with the proposed change.”</p>	<p>This is a policy issue that always emerges and has been legally tested several times including elements of arbitrariness. The current proposed tariff changes in the 2024/25 report to remove the definition of a flat in the tariff report and categorize all buildings as multi-dwellings with those below R700 000 receiving a subsidized</p>

1C.6

City of Johannesburg Council 2024-05-15 2024-05-22

COJ : SPECIAL MAYORAL COMMITTEE 2024-05-08 2024-05-19

GROUP FINANCE

Categorization of comments or input	Common themes and dimensions of discussions	Final position noting the received comments
		<p>tariff. As for the City of Johannesburg the sewer management is not necessarily cheaper than the primary water provision. The topology of the city, infrastructure required for sewage removal, pressure because of urbanisation, and the cost associated with sewer purification are equivalent to primary water provision. There are ongoing debates on what should be a fair methodology, should it be independent or volumetric. It should be noted that tariffs determination is guided by section 74 of the MSA and has an element of cross-subsidization between various classes of customers.</p>
	<p>“The tariffs for pre-paid power have now become over-complicated and it is time to hit the reset button and level the playing field. I think that the fixed charges for both pre-paid & post-paid should be the same.”</p>	<p>The proposal is noted and is under consideration.</p>
	<p>Objection to the proposed increases and to the process the city uses to increase tariffs. Suggests that City does not implement any increases for the 2024-2025 financial year, implements increases directly linked to CPI and provides a detailed explanation as to why each increase is necessary with line-by-line itemisation before any decision is taken.</p>	<p>There are costs borne by the city in offering services. Various tariff reports and budget documents provide detailed motivation on a line-by-line basis. In addition to these, tariff increases are determined and concurred based on established regulatory methodologies.</p>
<p>Missing middle</p>	<p>“Even with pensioner discounts these tariff increases in electricity and services are totally unaffordable and unreasonable”.</p>	<p>This is a new dimension of social package challenges designed along income levels, and not only affect the city. At this stage, the city can alleviate this challenge through approved relief measures which is a</p>

1C.7

City of Johannesburg Council 2024-05-15 2024-05-22

COJ : SPECIAL MAYORAL COMMITTEE 2024-05-08 2024-05-19

GROUP FINANCE

Categorization of comments or input	Common themes and dimensions of discussions	Final position noting the received comments
		balancing act and success can only be achieved through diversifying and broadening the tax base. The city will continue to encourage those in need of relief measures such person to register under its extended social package to contain the size of billable costs..
Value proposition offered by the city	"Pre-paid users aid the City's cash flow by paying before they use and should therefore be considered by the city".	This comment is noted and encouraged. There is work underway to balance equal treatment of customers receiving the same service.
A request for the recognition of the impact of macro-economic environment	"Customers are struggling to make ends meet with the current rates, the high-rate increase proposals are unrealistic. It would seem the long-term strategy is to eliminate the tariff gap between pre and postpaid users who are not indigent. Why then is the city planning to disincentivise adoption of pre-paid?"	The tariff increases have been contained to the minimum practical increases considering the cost of sourcing bulk purchases required in service provision. This is made also recognising other principles necessary to sustain service provision such as cost reflectivity. The reports expand the extent of increases.
Desired efficiency measures to assist consumers	The increases in rates, electricity, water, and refuse removal in recent years are unaffordable and resulting in low collection levels. Instead of the massive increases, the city should rather focus on intensifying collections.	The proposal is noted, and measures are put in place to increase the collection levels and a fair contribution by all ratepayers to the city's revenue base. Various business plans include programmes designed to intensify revenue collections, fiscal leakages, infrastructure modernisation of infrastructure, lawlessness, enforcement of bylaws, informality and indigency. These read as a package are efforts to improve collections.
Service delivery issues	Input received from wards raise several service delivery issues such as road resurfacing, pipe replacement, upgrading of electricity networks, flood light, public safety, walkaways, dealing	These issues are part of various programmes implemented by departments and entities, and strengthening communication, functioning call centres, awareness programme, law enforcement,

1C.8

City of Johannesburg Council 2024-05-15 2024-05-22

COJ : SPECIAL MAYORAL COMMITTEE 2024-05-08 2024-05-19

GROUP FINANCE

Categorization of comments or input	Common themes and dimensions of discussions	Final position noting the received comments
	with homeless people, control the growth of trees, widening of roads, invasive plant species, road markings and others. A suggestion is made that for increases to be justified, there should be improved, consistent and sustained service delivery, so that the customer is not disadvantaged through the duplication of costs.	programme information and service delivery standards can bridge the gap.
Technical comments on the budget submissions	Input from <i>JoburgCan</i> that cover various areas was used to reference and check back the accuracy of the numbers provided, logic behind explanations provided, and alignment of various sources of numbers.	Most proposals overlap with general input from the public, and the outcomes of technical budget assessment undertaken below. Others relates to weaknesses in the governance model of the city on areas such as indigent services. There are areas that needs to be emphasised and therefore set the scene. In the design of the South African intergovernmental systems, a party in majority leads the formation of the Executive, and as a result the planning instruments are used as tools in achieving such objectives. This should be balanced with resources at the disposal of the city. The budget book interpreted correctly and read with accompanying annexures gives a holistic picture of the balancing act subject to available resources. This should be balanced with trade-offs that should be undertaken.

3.3. Comparison of the city tabled budget versus other metropolitan municipalities

Below is the table that gives a comparative view of the City's tariff versus other metropolitan municipalities. A comparison should be made mindful of different metropolitan municipality profiles, additional relief measures and geographical features.

1C.9

City of Johannesburg Council 2024-05-15 2024-05-22

COJ : SPECIAL MAYORAL COMMITTEE 2024-05-08 2024-05-19

GROUP FINANCE

3.3.1. Trading services and property rates tabled in bigger metropolitan municipalities.

Below is a sample of trading services and property rating in bigger metropolitan municipalities:

Table 2: The Tabled 2024/25 Property Rating and Trading Services increases

Municipality	Property Rates	Electricity	Water	Sanitation	Refuse
City of Joburg	4,8%	10,7%	7,7%	7,7%	5,9%
eThekwini	7,9%	14,0%	14,9%	12,9%	8,0%
City of Cape Town	5,7%	11,8%	6,8%	6,8%	5,7%
Nelson Mandela	5,0%	15,7%	6,0%	6,0%	6,0%%
Ekurhuleni	4,9%	11-12,74%	9%	7%	6%
City of Tshwane	5,0%	12%	5,9%	5,9%	5,0%

The table below provides a comparison of proposed (c/R) comparison of the residential category of property to indicate competitiveness of various metropolitan municipalities.

Table 3: The Tabled 2024/25 Property Rating c/R increases

Financial Year	Buffalo City	eThekwini	Tshwane	Ekurhuleni	Mangaung	Joburg	Cape Town
2023/24	0,014269	0,012890	0,011619	0,010980	0,009974	0,008791	0,006273
2024/25	0,015000	0,013773	0,012200	0,011520	0,010602	0,009213	0,006631
% increase	5,1%	7,9%	5,0%	4,9%	6,3%	4,8%	5,7%

Sources: Business Tech, April 2024.

A decision has been taken by the Budget Steering Committee to apply a 3,8% increase in the 2024/25 FY in property rates. This gap in revenue will be compensated by increasing an effort in the advertising revenue under Johannesburg Property Company.

3.3.2. Moderation of assumptions and expenditure items

Table 4: Final assumptions of the 2024/25 Medium Term Budget

	2024/25 FY		2025/26 FY		2026/27 FY	
	Tabled	Revised	Tabled	Revised	Tabled	Revised
CPI	4,8%	4,8%	4,5%	4,5%	4,5%	4,5%
Interest rate	15,61%	15,61%	14,86%	14,86%	14,11%	14,11%
Collection levels	87,7%	86,0%	88,5%	86,4%	88,9%	87,0%

GROUP FINANCE

Adjustments have been made on debt impairment levels per trading service to align to the final collection levels. Furthermore, corrections to the tabled budget were made within the required expenditure envelope, so as not to compromise the funded-ness and key ratios.

3.3.3. Key changes made on the final policies.

- Property rates – a 1% reduction on the published increase of 4,8% has been implemented resulting in a final 3,8% increase proposed for the 2024/25 FY.
- Electricity – changes are proposed under section 5 of the tariff policy including, exempting residential prepaid from paying both the service and capacity charges (R/month) indigent customers in consideration of the current economic climate.
- Sewer charges – the final policy removes the definition of a flat in the tariff report and categorize all buildings as multi-dwellings with those below R700 000 receiving a subsidized tariff.
- Delivery of final notices- the report that was presented to Council in March 2024 as part of the tabled budget and subsequently put for public participation process proposed a fee of about R190. A correction has been made to the report to make the fee R198 in line with the proposed 4,8% increase, following a section 79 meeting. The correct tariff is now R198, and part of the report appended for Council approval.

3.4. The benchmarking of the 2024/25 Medium Term Budget

On 3rd May 2024, the city led by the Group Chief Financial Officer, and the Chief Operations Officer and Senior Management of the City and its entities attended its intergovernmental benchmarking exercise where the budget is evaluated. The draft budget is assessed in terms of four pillars:

Table 5: Benchmarking assessment criteria

Credibility	Relevance	Sustainability	mSCOA implementation
<ul style="list-style-type: none"> • to determine if the budget is funded in terms of Section 18 of the MFMA • if the municipality adopted a budget process with evidence of sufficient political oversight and public participation revenue planning framework and 	<ul style="list-style-type: none"> • to test if the budget is aligned to the reviewed IDP. • the extent to which national and provincial priorities are taken into consideration including the latest MFMA 	<ul style="list-style-type: none"> • To determine whether the budget gives effect to long-term financial and operational sustainability of the municipality. 	<ul style="list-style-type: none"> • To determine if the tabled budget was prepared directly on the financial system and whether the municipality is using the mSCOA segments

GROUP FINANCE

Credibility	Relevance	Sustainability	mSCOA implementation
associated budget assumptions are realistic and indicative of multi-year budgeting. • Audit outcomes used to determine trends are as per audited AFS.	Circulars (126 and 128).		correctly.

The platform also provide interaction with other intergovernmental players such as the Development Bank of Southern Africa, Departments of Water Affairs, Human Settlements, Cooperative Governance, and provincial department responsible for local government. Discussions focus on technical evaluation of the IDP contents, budgeting assumptions, financial matrices and ratios, financial governance, sustainability of proposed programmes and the general stability of municipal administration. While the benchmarking exercise provided a technical comprehensive and comparative assessment of the city budget practise, it is important to note that the collection levels, hence debt impairment were also raised as challenge. The city was noted to be still fragile in several areas, however commended on measures it has adopted to improve the foundation. It was National Treasury’s view that the proposed collection level of 87,7% on which the tabled budget was based on, is still overstated. This required a moderation of assumptions and reduction of the scope for spending. These changes have been implemented in the final version of the budget through adjusting collection levels of services, effecting corresponding changes on income statements. The accuracy of indigent information was raised as also an instrument to complement revenue enhancement, as it improves understanding of customer profile data. After a careful assessment, the budget was confirmed to be funded in terms of section 18 of the MFMA.

In summary based on three areas of assessment, the tabled 2024/25 budget was found to be:

- (1) to be credible meaning that the budget assumptions are credible, operating budget is multi-year, capital budget is multi-year, and the budget is funded as per Section 18 of the MFMA.
- (2) relevant, the budget was found to be aligned to City’s SDBIP is alignment to the IDP, the National Development Plan, provincial and the city’s objectives, it was noted that there was evidence of alignment to the operational and capital budget, and that the capital budget is adequate to fund infrastructure projects.
- (3) sustainability, it was noted that the key financial ratios, if the city follows the given technical advice, ought to improve over the MTEF. The city was commended for effecting necessary changes in the 2023/24 normal

GROUP FINANCE

adjustment budget, because of which the base has been aligned to expected performance. It was emphasized that the city ought to strengthen its revenue collection capacity to improve the prospects of using other funding instruments such as borrowing, partnerships in infrastructure financing and alternative funding instruments. Areas of improvement included pairing an effort to the provision for debt impairment on the statement of financial performance and targeting greater than 90% collection rate. The city was reminded that it still not dealing properly with the levels of non-technical losses.

- (4) MSCOA implementation -while it was noted that the city has improved its compliance on data string submissions, it was noted as a concern that it has implemented only 2 out of 7 MSCOA segments. As a result, there is less integration in its information sets. The City was requested to renew its commitment in this area and implement the required modules as part of improving its quality of submissions.

4 POLICY IMPLICATIONS

None.

5 LEGAL AND CONSTITUTIONAL IMPLICATIONS

In terms of Section 229 of the Constitution, the municipality, subject to national legislation is authorised to impose rates on property and surcharges on fees for services provided by or on behalf of the municipality. That, in terms of section 11(3)(i) and 75A(1) and (2) of Local Government Municipal Systems Act, 32 of 2000 as amended, read with section 24(2)(b) and (c)(ii) of the Local Government :Municipal Finance Management Act, 56 of 2003, the City of Johannesburg approves the budget and amends its tariff of charges with effect from 1 July 2020.

Council is required to consider every comment and objection received against a proposed tariff adjustment and the tabled budget. In this regard, the Municipal Finance Management Act, 56 of 2003, section 23 (1)(a)(b) and (2)(a)(b) reads as follows:

"when the annual budget has been tabled, Council must consider any views of, the local community and National treasury, relevant provincial treasury and any provincial or national organs of state or municipalities which made submission on the budget. Section 16 (1) read with 25(1) provides that the annual budget and revenue-raising measures necessary to give effect to the budget must be approved by the municipality before the start of the financial year."

6 FINANCIAL IMPLICATIONS

None.

City of Johannesburg Council 2024-05-15 2024-05-22

COJ : SPECIAL MAYORAL COMMITTEE 2024-05-08 2024-05-19

GROUP FINANCE

7 OTHER BODIES/DEPARTMENTS CONSULTED

Group Legal and Contracts.

IT IS RECOMMENDED THAT THE COUNCIL:

- 1 Note on the body of the report how the legislative requirements as they relate to public participation have been complied with.**
- 2 After careful consideration of the analysis of comments made and the technical recommendations that should be carried into the final budget note that in terms of section 11 (3)(i) and 75a (1) and (2) of the Local Government: Municipal Systems Act 2000, 32 of 2000, as amended, read with Section 24(2)(c)(ii) of the Local Government: Municipal Finance Management Act, 56 of 2003 and the Sections 9 and 14 of the Local Government: Municipal Property Rates Act, 6 of 2004 hereby, approve the proposed rates and tariffs; for the 2024/25 financial year, as set out in Annexures 1 to 24, and the property rates bylaw as set out in Annexure 25.**
- 3 That the approved rates and tariffs, and the property rates bylaw be implemented with effect from 1 July 2024**
- 4 That, in terms of Sections 17(3)(a)(ii) and 22(a)(i) and (ii) of the Local Government Municipal Finance Management Act, 56 of 2003 and Sections 21, 21A(1) and 75A(3) of the Local Government Municipal Systems Act, 32 of 2000, as amended and also Section 14(3) of the Municipal Property Rates Act, 6 of 2004, the following legislative compliance processes were undertaken as reflected in the body of the report:**
 - (i) A display a copy of the resolution in the manner prescribed Section 75A (3)(a) of the Local Government: Municipal Systems Act, 32 of 2000, as amended.**
 - (ii) A publication in newspapers of general circulation of a notice in the manner prescribed in section 75A (3)(b) of the Local Government: Municipal Systems Act, 32 of 2000, as amended.**
 - (iii) Through the above platforms as contained in the body of the report, the substance of public consultation was shared with the ratepayers.**

1C.14

City of Johannesburg Council 2024-05-15 2024-05-22

COJ : SPECIAL MAYORAL COMMITTEE 2024-05-08 2024-05-19

GROUP FINANCE

- 5 That a copy of the notice referred to in Paragraph 5(ii) above be sent forthwith to the MEC for Local Government and the National and Provincial Treasury in terms of Section 75A(4) of the Local Government Municipal Systems Act, 32 of 2000 as amended.**
- 6 That specific for property rating as required through sections 5, 6 and 14 of the Local Government: Municipal Property Rate Act, 6 of 2004 read with its amendments, the revised Property Rates Policy and its By-law be approved, noting that a resolution on levying of rates should be placed in the *Provincial Gazette*, and the notice be made by the City Manager within 60 days.**
- 7 That a copy of the finally approved Tariff Charges be sent forthwith to the National and Provincial Treasury in terms of Section 24(3) of the Local Government Municipal Finance Management Act, 56 of 2003.**

(GROUP FINANCE)

(Mpho Maphetho)

(ASSISTANT DIRECTOR: POLICY AND RESEARCH)

(tc)

THE NEXT ITEM FOLLOWS THE ANNEXURES TO THIS ITEM

City of Johannesburg Council 2024-05-15 2024-05-22

COJ : SPECIAL MAYORAL COMMITTEE 2024-05-08 2024-05-19

GROUP FINANCE

CITY OF JOHANNESBURG METROPOLITAN MUNICIPALITY: AMENDMENT OF TARIFF OF CHARGES FOR THE FINANCIAL YEAR 2024/25

- (1) DETERMINATION OF PROPERTY RATES AND REBATES FOR PERIOD 1 JULY 2024 TO 30 JUNE 2025, AS AMENDED IN ACCORDANCE WITH THE REGULATIONS - ANNEXURE 1
- (2) AMENDMENT OF TARIFF CHARGES FOR WATER SERVICES AND SEWERAGE AND SANITATION SERVICES FOR PERIOD 1 JULY 2024 TO 30 JUNE 2025 - ANNEXURE 2
- (3) AMENDMENT OF TARIFF OF CHARGES FOR SOLID WASTE SERVICES FOR PERIOD 1 JULY 2024 TO 30 JUNE 2025 - ANNEXURE 3
- (4) AMENDMENT OF TARIFF OF CHARGES FOR ELECTRICITY SERVICES FOR PERIOD 1 JULY 2024 TO 30 JUNE 2025- ANNEXURE 4
- (5) TARIFFS OF CHARGES FOR PROVISION OF AIR QUALITY MANAGEMENT SERVICES IN TERMS OF THE CITY OF JOHANNESBURG AIR POLLUTION CONTROL BY-LAWS 2021 FOR PERIOD 1 JULY 2024 TO 30 JUNE 2025 - ANNEXURE 5
- (6) AMENDMENT OF TARIFF OF CHARGES IN RESPECT OF LAND DEVELOPMENT APPLICATIONS DONE IN TERMS OF THE PROVISIONS OF SPATIAL PLANNING AND LAND USE MANAGEMENT ACT, 2013, THE MUNICIPAL PLANNING BY-LAW 2016, THE VARIOUS TOWN PLANNING AND TOWNSHIP ORDINANCES, DIVISION OF LAND ORDINANCE, 1986, AND MISCELLANEOUS FEES FOR PERIOD 1 JULY 2024 TO 30 JUNE 2025 - ANNEXURE 6
- (7) AMENDMENT OF TARIFF OF CHARGES IN RESPECT OF STREET ENCROACHMENTS, REINSTATEMENTS AND PRINTED MATERIAL FOR PERIOD 1 JULY 2024 TO 30 JUNE 2025 - ANNEXURE 7
- (8) AMENDMENT OF TARIFF OF CHARGES FOR CEMETERIES AND CREMATORIA; PARKS, OPEN SPACES NATURE RESERVES AND ZOO FOR PERIOD 1 JULY 2024 TO 30 JUNE 2025 - ANNEXURE 8
- (9) AMENDMENT OF TARIFF OF CHARGES IN RESPECT OF MISCELLANEOUS TRAFFIC RELATED SERVICES FOR PERIOD 1 JULY 2024 TO 30 JUNE 2025 - ANNEXURE 9
- (10) AMENDMENT OF TARIFF OF CHARGES FOR EMERGENCY MANAGEMENT SERVICES FOR PERIOD 1 JULY 2024 TO 30 JUNE 2025 - ANNEXURE 10

1C.16

City of Johannesburg Council 2024-05-15 2024-05-22

COJ : SPECIAL MAYORAL COMMITTEE 2024-05-08 2024-05-19

GROUP FINANCE

- (11) AMENDMENT OF TARIFF OF CHARGES IN RESPECT OF RENTALS FOR COUNCIL OWNED RESIDENTIAL STOCK ADMINISTERED BY THE HOUSING DEPARTMENT IN THE CITY FOR PERIOD 1 JULY 2024 TO 30 JUNE 2025 - ANNEXURE 11
- (12) AMENDMENT OF TARIFF OF CHARGES IN RESPECT OF RENTALS FOR COUNCIL OWNED RESIDENTIAL STOCK ADMINISTERED BY THE JOHANNESBURG SOCIAL HOUSING COMPANY FOR PERIOD 1 JULY 2024 TO 30 JUNE 2025 - ANNEXURE 12
- (13) AMENDMENT OF TARIFF OF CHARGES IN RESPECT OF METROPOLITAN BUS SERVICES FARES FOR THE PERIOD 01 JULY 2024 TO 30 JUNE 2025- ANNEXURE 13
- (14) AMENDMENT OF TARIFF OF CHARGES IN RESPECT OF REA VAYA BRT FARES FOR PERIOD 1 JULY 2024 TO 30 JUNE 2025 - ANNEXURE 14
- (15) AMENDMENT OF TARIFFS OF CHARGES FOR ENVIRONMENTAL HEALTH SERVICES FOR PERIOD 1 JULY 2024 TO 30 JUNE 2025 - ANNEXURE 15
- (16) AMENDMENT OF TARIFF OF CHARGES FOR ISSUING OF CERTIFICATES AND FURNISHING OF INFORMATION: VALUATION SERVICES FOR PERIOD 1 JULY 2024 TO 30 JUNE 2025 – ANNEXURE 16
- (17) AMENDMENT OF TARIFF OF CHARGES FOR THE DELIVERY OF PRE-TERMINATION NOTICES FOR PERIOD 1 JULY 2024 TO 30 JUNE 2025 – ANNEXURE 17
- (18) AMENDMENT OF TARIFF OF CHARGES FOR THE DELIVERY OF FINAL NOTICE- FOR PERIOD 1 JULY 2024 TO 30 JUNE 2025 - ANNEXURE 18
- (19) AMENDMENT OF TARIFF OF CHARGES FOR DISHONOURED PAYMENTS FOR PERIOD 1 JULY 2024 TO 30 JUNE 2025 – ANNEXURE 19
- (20) AMENDMENT OF TARIFF OF CHARGES FOR ISSUING OF CLEARANCE FIGURES FOR PERIOD 1 JULY 2024 TO 30 JUNE 2025 – ANNEXURE 20
- (21) AMENDMENT OF TARIFF OF CHARGES FOR ISSUING OF CERTIFICATES AND FURNISHING OF INFORMATION BY THE COJ LEGISLATURE FOR PERIOD 1 JULY 2024 TO 30 JUNE 2025 – ANNEXURE 21
- (22) TARIFF OF CHARGES FOR JOHANNESBURG INTERNATIONAL TRANSPORT INTERCHANGE (NEW) FOR PERIOD 1 JULY 2024 TO 30 JUNE 2025- ANNEXURE 22
- (23) TARIFF OF CHARGES FOR FIREARMS AND TRAFFIC TRAINING TO ENABLE NEW SERVICE OFFERING FOR PERIOD 1 JULY 2024 TO 30 JUNE 2025- ANNEXURE 23

1C.17

City of Johannesburg Council 2024-05-15 2024-05-22

COJ : SPECIAL MAYORAL COMMITTEE 2024-05-08 2024-05-19

GROUP FINANCE

- (24) AMENDMENT OF TARIFF OF CHARGES FOR LIBRARY AND INFORMATION SERVICES; ARTS, CULTURE AND HERITAGE SERVICES; AND SPORT FACILITIES, RECREATION CENTERS AND SWIMMING POOLS FOR PERIOD 1 JULY 2024 TO 30 JUNE 2025 - ANNEXURE 22

City of Johannesburg Council 2024-05-15 2024-05-22

COJ : SPECIAL MAYORAL COMMITTEE 2024-05-08 2024-05-19

GROUP FINANCE

ANNEXURE 1

DETERMINATION OF PROPERTY RATES AND REBATES FOR PERIOD 1 JULY 2024 TO 30 JUNE 2025, AS AMENDED IN ACCORDANCE WITH THE REGULATIONS

IT IS RECOMMENDED

1. To request Mayoral Committee to support and route the Rates Tariff Determination report for Council Approval.

2. That in terms of Sections 2, 7, 8 and 14 of the Local Government : Municipal Property Rates Act 6 of 2004 ("the Act"), read with Sections 4(1)(c)(ii) and 11(3)(i) of the Local Government : Municipal Systems Act 32 of 2000 ("the Systems Act") and Section 24(2)(c)(i) of the Local Government : Municipal Financial Management Act 56 of 2003 ("the MFMA"), The Council of the City of Johannesburg Metropolitan Municipality hereby declares its intention that the following draft rates in the Rand are to be levied for the financial year 1 July 2024 to 30 June 2025, on the market value of property or on the market value of a right in land within the area of jurisdiction of the Council as appearing in the valuation roll, in respect of the various categories of properties set out below, refer to (4):

3. The rates levied in terms of Paragraph 1 above shall become due and payable in twelve equal instalments on fixed days for twelve consecutive months, these being the due date stipulated in the account sent to the ratepayer.

4. That in terms of Section D Paragraph 3(c) of the Council's Property Rates Policy, interest is charged on rates not paid on or before the fixed days, at the rate determined by the Council from time to time.

5. That the following proposed rates tariffs be levied for the financial year 2024/2025 to any owner of ratable property as indicated in the table below:

1C.19

City of Johannesburg Council 2024-05-15 2024-05-22

COJ : SPECIAL MAYORAL COMMITTEE 2024-05-08 2024-05-19

GROUP FINANCE

No	Category	Ratio for 2024/2025	Rates tariffs for 2024/2025	% Increase
1	Agricultural	1:0.25	0.002282	3.8%
2	Business and commercial	1:2.5	0.022814	3.8%
3	Industrial	1:2.5	0.022814	3.8%
4	Mining land	1:2.5	0.022814	3.8%
5	Multipurpose* ¹			3.8%
6	Municipal property	0	0.000000	3.8%
7	Private open space	1:0.25	0.002281	3.8%
8	Public benefit organisation	1:0.25	0.002281	3.8%
9	Public open space	1:0.25	0.002281	3.8%
10	Public service infrastructure	0	0.000000	3.8%
11	Public service infrastructure - private	1:0.25	0.002281	3.8%
12	Public service purpose	1:1.5	0.013688	3.8%
13	Religious	0	0.000000	3.8%
14	Residential	1:1	0.009125	3.8%
15	Residential Consent use	1:2	0.018251	3.8%
16	Township Development	1:2.5	0.0228134	3.8%
17	Vacant land	1:4	0.036502	3.8%

Penalty Tariff

1	Unauthorised use* ²	1:12	0.109505	107.6%
---	--------------------------------	------	----------	--------

*¹ Multipurpose properties will be rated according to the multiple purposes as defined in the Act. *This can be defined as properties that have multiple categories, however, all the categories will be billed on the same stand and account.* The tariff to be charged will follow the split that will be allocated to a property in the General Valuation roll.

*² The unauthorised use tariff will be adjusted to 0.1095, which is 12 times the residential tariff as per request from Development Planning (Law Enforcement).

1C.20

City of Johannesburg Council 2024-05-15 2024-05-22

COJ : SPECIAL MAYORAL COMMITTEE 2024-05-08 2024-05-19

GROUP FINANCE

6. The City of Johannesburg may, in terms of the criteria set out in the Rates Policy, exempt a specific category of owners of properties or owners of a specific category of property, from the payment of a rates levied on their property: or grant to a specific category of owners of properties, or to the owners of a specific category of properties, a rebate on or a reduction in the rates payable in respect of their properties, as determined in this policy.

All exemption, reduction and rebates must be done on a prescribed application form and a reference number must be attached to the application form. In terms of Section 15(1)(b) of the Act read with Sections B of the Property Rates Policy, Council grants exemptions reductions and rebates as stipulated below:

6.1 Residential property:

(i) That the first R300 000 of the value of all residential property shall be exempt from rating.

(ii) Residential property owned and occupied by natural persons who have limited income and who are not pensioners, and the value of their property does not exceed R500 000 but can show that his or her annual income falls below the limit determined by Council from time to time in terms of the Expanded Social Package rebate dependent on points rating.

(iii) Residential property owned and occupied by pensioners aged 60-69 whose income does not exceed the maximum of R12 475 per month over the previous income tax year, 100% rebate up to the market value up to R 1.5 million. Rates will be levied on the property market value in excess of R1.5 million.

(iv) Residential property owned and occupied by pensioners aged 60-69 whose income exceed R12 475 but does not exceed R21 383 per month over the previous income tax year, 50% rebate up to the market value up to R 1.5 million. Rates will be levied on the property market value in excess of R1.5million.

(v) Residential property owned and occupied by pensioners aged 70 and above, qualifies for 100% rebate up to the market value of R2 million. Rates will be levied on the property market value in excess of R2 million.

1C.21

City of Johannesburg Council 2024-05-15 2024-05-22

COJ : SPECIAL MAYORAL COMMITTEE 2024-05-08 2024-05-19

GROUP FINANCE

(vi). Residential property owners who are on a government grant due to a disability whose gross monthly household income is lower than R12 356 with a property value not exceeding to R 1.5 million, qualifies for a 100% rates rebate.

(vii). Residential property owners who are permanently disabled whose gross monthly household income is lower than R12 356 with a property value not exceeding to R 1.5 million, qualifies for a 100% rates rebate.

(viii). Residential properties meeting the requirements for high density as set out by the City can apply for high density rebate and will qualify for a rebate of 5% on the monthly charge for rates.

(ix). Residential property which is occupied by a minor whose parents have died while they were owners of the property: 100% rebate. The market value should not exceed R1.5 million.

(6.2). That property declared as heritage sites in terms of Section 27, 28 and 31 of the National Heritage Resources Act 25 of 1999 will qualify for 20% rebate.

(6.3). That property owned by private sports clubs that are used primarily for sports purposes will qualify for 40% rebate.

(6.4). That property registered in the name of an institution or organisation which has, as its exclusive objective the protection of animals will qualify for 100% rebate.

(6.5). Those properties that are vacant but may not be developed as a direct result of the inability of Council to provide services, subject to the owner providing written confirmation from the service entity stating that no development can be allowed for the duration of the ensuing financial year, because of lack of services will be granted 50% rebate of the vacant land tariff.

(6.6). Those properties owned by organisations that are registered in terms of the Housing Development Schemes for Retired Persons Act: 50%. (1) Property owned by

City of Johannesburg Council 2024-05-15 2024-05-22

COJ : SPECIAL MAYORAL COMMITTEE 2024-05-08 2024-05-19

GROUP FINANCE

pensioners in terms of the Housing development Scheme for Retired Persons who are sectionalized and registered in their name would be treated as per Paragraph 8 (i) - (iii).

(6.7). Properties owned by individuals or entities designated as Registered Social Landlords qualifies for a 40% rebate. The property must comply with the conditions contained in the Social Housing Act (No.16 of 2008).

(6.8). Those properties developed within the identified Corridors of Freedom qualifies for the following rebates:

(1) During construction, a rebate of 75% of the rate as per the category of land for a period not exceeding two years during construction, and

(2) Post construction, a rebate of 50% of the rates payable as per the category assigned in the General Valuation Roll for a period not exceeding one year.

(6.9). Township industrial properties developed within the identified townships qualifies for the following:

(1) During construction rebate 75% of the rate as per the category of land for a period not exceeding two years during construction, and

(2) Post construction, the industrial property owner qualifies for 50% of the rates payable as per the category assigned in the General Valuation Roll for a period not exceeding two years.

The above rebate also applies to refurbishment of township industrial properties.

(6.10). Public and Independent Schools:

a) Public schools under the category Public Service Purpose.

The property rates will be phased in over a four-year period.

The rates payable/levied will be:

Year 1 - 25% of the tariff for this category (2023/2024)

Year 2 - 50% of the tariff for this category (2024/2025)

1C.23

City of Johannesburg Council 2024-05-15 2024-05-22

COJ : SPECIAL MAYORAL COMMITTEE 2024-05-08 2024-05-19

GROUP FINANCE

Year 3 - 75% of the tariff for this category (2025/2026)

Year 4 - 100% of the tariff for this category (2026 and beyond)

b) independent schools under the category Public Service Purpose.

The property rates will be phased in over a four-year period.

The rates payable/levied will be:

Year 1 - 25% of the tariff for this category (2023/2024)

Year 2 - 50% of the tariff for this category (2024/2025)

Year 3 - 75% of the tariff for this category (2025/2026)

Year 4 - 100% of the tariff for this category (2026 and beyond)

(7) Incentive for the rejuvenation of all central business districts.

- (a) The property owner/investor will be charge at the quarter of the business tariff for the first two years during construction/refurbishment of the building.
- (b) The property owner/ investor will be charged half of the business and commercial tariff for the first year of the operation of the completed building.
- (c) The property owner/ investor will then be charged the full tariff from here onwards.

(8). That in terms of Section 14 of the MPRA read with Sections 17(3)(a)(ii) and 22(a)(i) and (ii) of the Local Government: Municipal Finance Management Act, 2003 (Act 56 of 2003) and Sections 21, 21A(1) and (2) of the Local Government : Municipal Systems Act, 2000 (Act 32 of 2000) as amended, the City of Johannesburg is required to:

- (i) Display the notice and the documents in the manner prescribed.
- (ii) Convey to the local community by means of radio broadcasts covering the area of the City, the information contemplated in Section 21A(c) of the Local Government: Municipal Systems Act, 2000 (Act 32 of 2000) as amended.

(9). That in terms of Section 22(b)(i) and (ii) of the Local Government: Municipal Finance Management Act, 2003 (Act 56 of 2003) a copy of the notice and documents be sent forthwith to the National and Provincial Treasury; MEC for Local Government and Housing; as well any other organ of state or municipality affected by the budget to solicit their view.

City of Johannesburg Council 2024-05-15 2024-05-22

COJ : SPECIAL MAYORAL COMMITTEE 2024-05-08 2024-05-19

GROUP FINANCE

ANNEXURE 2

AMENDMENT OF TARIFF CHARGES FOR WATER SERVICES AND SEWERAGE AND SANITATION SERVICES FOR PERIOD 1 JULY 2024 TO 30 JUNE 2025

ANNEXURE "A"

AMENDMENT OF TARIFF OF CHARGES FOR WATER SERVICES

In terms of:

The Local Government: Municipal Finance Management Act, 2003 (Act 56 of 2003) as amended: Sections 17(3)(a)(ii), and 22(a)(i) and (ii) ;
the Local Government Municipal Systems Act, 2000 (Act 32 of 2000) as amended: Sections 21(1) and (3), 21A and 75A(3) and (4) ; it is hereby notified that the City of Johannesburg has, in terms of Sections 11(3)(i) and 75A(1) and (2) of the Local Government: Municipal Systems Act, 2000 (Act 32 of 2000) as amended, read with Section 24(2)(c)a(ii) of the Local Government: Municipal Financial Management Act, 2003 (Act 56 of 2003), amended its tariff of charges for Water Services with effect from 1 July 2024. A 2% surcharge is levied on business customers.

1. DEFINITIONS

For the purposes of these tariff charges, the following definitions will apply:

- 1.1. "Dwelling unit" means one or more rooms including kitchen/s designed as a unit for occupancy for purpose of cooking, living and sleeping which includes nearby outbuildings, sheds and granny flats within the curtilage of the property excluding multi dwellings and flats.
- 1.2. "Multi-dwelling" means any arrangement of premises that comprises more than one dwelling unit, including semi-detached houses, simplex units, townhouses, block of flats and any other arrangement of residential premises.
- 1.3. "Mixed use" means any dwelling, with or without appurtenant outbuildings, and used for more than one purpose (excluding any such units used merely for purposes incidental to such other purposes which constitute the main activities on the premises), where water consumed in all such units is metered by one meter supplied by Johannesburg Water for any quantity of water supplied, the aggregate consumption be divided by the number of dwelling units.

GROUP FINANCE

- 1.4. "Service Level 1" shall mean a service delivery option consisting of water supply from communal water points located within 200 metres of each other.
- 1.5. "Service Level 3" shall mean a service delivery option consisting of a metered pressured water connection to each stand or erf that can legally be connected by the developer/owner to the dwelling (or any other point on the property).
- 1.6. "ESP" means Expanded Social Package policy.
- 1.7. "Residential purposes" shall be deemed not to include the letting of accommodation units for any category of hotel uses, which shall be deemed to constitute use for commercial purposes.
- 1.8. "Institution" means public tertiary educational institutions, public schools, public hospitals; orphanages, old aged homes and other welfare organisation registered under social development; sport clubs or premises used for public worship, including halls or other buildings used for religious purposes. Student accommodation owned by institutions as defined herein will be covered under institutions.
- 1.9. "Commercial / Industrial" refers to the supply of water to premises other than those provided for in clauses 2, 3 and 4.2.
- 1.10. "Prepayment meter" means a meter that can be programmed to limit the flow of water into a water installation to the amount which has been previously purchased.
- 1.11. "Conventional water meter" refers to the where the account is issued subsequent to the consumption of water.
- 1.12. "Per month" in the tariffs is based on a meter reading period of 365.25 days per year divided by 12 months in a year which equals 30,4375 days. Meter reading periods that are longer or shorter are adjusted proportionately.
- 1.13. "Disconnection" means interrupting, restriction or terminating the supply of water to a meter as a consequence of credit control measures or the commission of an offence in terms of the By-laws.
- 1.14. "Level 1 Disconnection" refers to the disconnection or restriction or termination of water services, which is instituted as a credit control measure.

GROUP FINANCE

- 1.15. "Level 3 Disconnection" refers to the complete removal of a water connection to a property from the water distribution supply pipe up to and including the water meter.
- 1.16. "Illegal Connection" means any connection or reconnection to a water system and or tampering with such system through which water services are provided including the meter, which is not authorised or approved by the Municipality or an Authorised Official in contravention of the By-Laws, any other by-laws of the Municipality, Act or Regulation.
- 1.17. "Repeat Offender means a customer who has committed an illegal connection more than three (3) times within a period of twelve-month and or whose services were disconnected with a Level 3 Disconnection within a period of five (5) years.

RESIDENTIAL CONSUMERS

1.1 Conventional water meters

1.1.1 Dwelling unit:

The supply of water to any dwelling where such a dwelling unit has its own meter supplied by Johannesburg Water and is used for residential purposes.

- (a) For the first 6 kilolitres: Free
- (b) In excess of 6 kilolitres up to 10 kilolitres: R26.20 per kilolitre per month.
- (c) In excess of 10 kilolitres up to 15 kilolitres: R27.35 per kilolitre per month.
- (d) In excess of 15 kilolitres up to 20 kilolitres: R38.34 per kilolitre per month.
- (e) In excess of 20 kilolitres up to 30 kilolitres: R52.99 per kilolitre per month.
- (f) In excess of 30 kilolitres up to 40 kilolitres: R57.95 per kilolitre per month.
- (g) In excess of 40 kilolitres up to 50 kilolitres: R73.12 per kilolitre per month.
- (h) In excess of 50 kilolitres: R78.35 per kilolitre per month.
- (i) A water demand management levy of R36.59 per calendar month per unit.

1.1.2 Multi dwelling units:

The supply of water to multi dwelling where water consumed in all such units are metered by one or a combination of meters supplied by Johannesburg Water, but not individually metered by meters: the combined aggregate consumption be divided by the number of dwelling units:

1C.27

City of Johannesburg Council 2024-05-15 2024-05-22

COJ : SPECIAL MAYORAL COMMITTEE 2024-05-08 2024-05-19

GROUP FINANCE

- (a) For the first 6 kilolitres: Free
- (b) In excess of 6 kilolitres up to 10 kilolitres: R26.20 per kilolitre per month.
- (c) In excess of 10 kilolitres up to 15 kilolitres: R27.35 per kilolitre per month.
- (d) In excess of 15 kilolitres up to 20 kilolitres: R38.34 per kilolitre per month.
- (e) In excess of 20 kilolitres up to 30 kilolitres: R52.99 per kilolitre per month.
- (f) In excess of 30 kilolitres up to 40 kilolitres: R57.95 per kilolitre per month.
- (g) In excess of 40 kilolitres up to 50 kilolitres: R73.12 per kilolitre per month.
- (h) In excess of 50 kilolitres: R78.35 per kilolitre per month.
- (i) A water demand management levy of R36.59 per calendar month per unit.

1.1.3 Tariffs when there's water restriction – (Dwelling unit and multi dwelling units)

For the supply of water where at least a Water restriction has been declared by the Department of Water and Sanitation.

	2024/25	CONVENTIONAL WATER RESTRICTIONS							
Band	Normal Tariff	Level 1 - 15%	Level 2 - 20%	Level 3 -25%	Level 4 - 30%	Level 5 - 35%	Level 6 - 40%	Level 7 - 45%	Level 8 - 50%
	(R/kl)	(R/kl)	(R/kl)	(R/kl)	(R/kl)	(R/kl)	(R/kl)	(R/kl)	(R/kl)
0-6	-	-	13.49	13.49	13.49	13.49	13.49	13.49	13.49
> 6-10	26.20	30.82	32.75	34.93	37.43	40.31	43.67	47.64	52.40
>10-15	27.35	32.18	34.19	36.47	39.07	42.08	45.58	49.73	57.15
>15-20	38.34	45.11	47.93	51.12	54.77	58.98	63.90	69.71	81.52
>20-30	52.99	62.34	66.24	70.65	75.70	81.52	89.04	100.84	117.49
>30-40	57.95	68.18	72.44	77.27	82.79	89.15	112.13	124.14	139.04
>40-50	73.12	91.87	105.70	113.94	123.56	134.97	190.65	324.54	603.38

1C.28

City of Johannesburg Council 2024-05-15 2024-05-22

COJ : SPECIAL MAYORAL COMMITTEE 2024-05-08 2024-05-19

GROUP FINANCE

>50	78.35	117.30	137.86	173.29	245.32	419.81	511.48	1,117.94	2,138.78
-----	-------	--------	--------	--------	--------	--------	--------	----------	----------

1.2 Prepayment meters

1.2.1 Dwelling unit:

The supply of water to any dwelling where such a dwelling unit has a prepaid meter supplied by Johannesburg Water and is used for residential purposes.

- (a) For the first 6 kilolitres: Free
- (b) In excess of 6 kilolitres up to 10 kilolitres: R22.56 per kilolitre per month.
- (c) In excess of 10 kilolitres up to 15 kilolitres: R23.28 per kilolitre per month.
- (d) In excess of 15 kilolitres up to 20 kilolitres: R27.82 per kilolitre per month.
- (e) In excess of 20 kilolitres up to 30 kilolitres: R50.36 per kilolitre per month.
- (f) In excess of 30 kilolitres up to 40 kilolitres: R54.21 per kilolitre per month.
- (g) In excess of 40 kilolitres up to 50 kilolitres: R67.74 per kilolitre per month.
- (h) In excess of 50 kilolitres: R74.08 per kilolitre per month.
- (i) A water demand management levy of R36.59 per dwelling unit per calendar month.
- (j) An annual allocation for emergencies of 4 kl will be provided free of charge to a consumer in the case of a prepayment meter.

1.2.2 Multi dwelling units:

The supply of water to multi dwelling where water consumed in all such units are metered by one prepayment meter supplied by Johannesburg Water, but not individually metered by meters: the combined aggregate consumption be divided by the number of dwelling units:

- (a) For the first 6 kilolitres: Free
- (b) In excess of 6 kilolitres up to 10 kilolitres: R22.56 per kilolitre per month.
- (c) In excess of 10 kilolitres up to 15 kilolitres: R23.28 per kilolitre per month.
- (d) In excess of 15 kilolitres up to 20 kilolitres: R27.82 per kilolitre per month.
- (e) In excess of 20 kilolitres up to 30 kilolitres: R50.36 per kilolitre per month.

1C.29

City of Johannesburg Council 2024-05-15 2024-05-22

COJ : SPECIAL MAYORAL COMMITTEE 2024-05-08 2024-05-19

GROUP FINANCE

- (f) In excess of 30 kilolitres up to 40 kilolitres: R54.21 per kilolitre per month.
- (g) In excess of 40 kilolitres up to 50 kilolitres: R67.74 per kilolitre per month.
- (h) In excess of 50 kilolitres: R74.08 per kilolitre per month.
- (i) A water demand management levy of R36.59 per dwelling unit per calendar month.
- (j) An annual allocation for emergencies of 4 kl will be provided free of charge to a consumer in the case where the meter is prepaid.

1.2.3 Tariffs when there's water restriction – prepayment metered areas

For the supply of water to any dwelling where at least a Water restriction has been declared by Johannesburg Water and is used for residential purposes:

Band	Normal Tariff	PREPAID WATER RESTRICTIONS							
		Level 1 - 15%	Level 2 - 20%	Level 3 -25%	Level 4 - 30%	Level 5 - 35%	Level 6 - 40%	Level 7 - 45%	Level 8 - 50%
	(R/kl)	(R/kl)	(R/kl)	(R/kl)	(R/kl)	(R/kl)	(R/kl)	(R/kl)	(R/kl)
0-6	-	-	13.49	13.49	13.49	13.49	13.49	13.49	13.49
6>10	22.57	26.55	28.21	30.09	32.24	34.72	37.62	41.04	45.14
>10-15	23.30	27.41	29.13	31.07	33.29	35.85	38.83	42.36	48.69
>15-20	27.82	32.73	34.78	37.09	39.74	42.80	46.37	50.58	59.15
>20-30	50.40	59.29	63.00	67.20	72.00	77.54	84.69	95.91	111.75
>30-40	54.21	63.78	67.76	72.28	77.44	83.40	104.90	116.13	130.06
>40-50	67.75	85.13	97.94	105.57	114.49	125.05	176.65	300.71	559.06
>50	74.08	110.90	130.35	163.85	231.95	396.93	483.61	1,057.01	2,022.22

GROUP FINANCE

1.3 Hostels

For the supply of water to any hostels with or without appurtenant outbuildings where water consumed in all such units is metered by one meter supplied by Johannesburg Water. The aggregate consumption be divided by the factor of the number of registered beds divided by six and the tariff stipulated in sub paragraph (1) above be applied per hostel.

- (a) For the first 6 Kilolitres per hostel multiplied by the factor of the number of registered beds per hostel divided by six: Free.
- (b) In excess of 6 kilolitres up to and including 10 kilolitres per hostel multiplied by the factor of the number of registered beds per hostel divided by six: R26.20 per kilolitre per month.
- (c) In excess of 10 kilolitres up to and including 15 kilolitres per hostel multiplied by factor of the number of registered beds per hostel divided by six: R27.35 per kilolitre per month.
- (d) In excess of 15 kilolitres up to and including 20 kilolitres per hostel multiplied by the factor of the number of registered beds divided by six per hostel: 38.34 per kilolitre per month.
- (e) For any quantity in excess of 20 kilolitres per hostel multiplied by the factor of the number of registered beds divided by six per hostel: R78.35 per kilolitre per month.

1.4 Deemed consumption areas

1.4.1 Erven within previously disadvantage areas where a flat rate for water consumption was charged and it has not been possible to assess metered water consumption over the past 12 months:

- (a) 5kl per month: Free
- (b) 10 kl per month: R104.81 per month.
- (c) 20 kl per month: R433.24 per month.

1.5 Informal settlements

Informal dwelling structure on an erf, which is not connected to the water reticulation system of the Council and is supplied by water from a communal water point: Free of charge per month.

1.6 Availability Charges

The following availability charges shall be payable in respect where service are available:

1C.31

City of Johannesburg Council 2024-05-15 2024-05-22

COJ : SPECIAL MAYORAL COMMITTEE 2024-05-08 2024-05-19

GROUP FINANCE

- (a) For vacant residential stands; R484.94 per calendar month per stand
- (b) For unoccupied improved residential stands; R484.94 per calendar month per stand
- (c) For improved occupied residential stands where no water supplied by Council is being consumed for any reason, including, but not restricted to stands using borehole water; R484.94 per calendar month per stand.
- (d) Per occupied unmetered residential stands R484.94 per calendar month per stand

2. Mixed use

2.1 For the supply of water to any dwelling, with or without appurtenant outbuildings, and used for more than one purpose (excluding any such units used merely for purposes incidental to such other purposes which constitute the main activities on the premises), where water consumed in all such units is metered by one meter supplied by Johannesburg Water for any quantity of water supplied, the aggregate consumption be divided by the number of dwelling units.

- (a) For the first 6 Kilolitres per dwelling multiplied by the number of dwelling units on the premises: Free.
- (b) In excess of 6 kilolitres up to and including 10 kilolitres per dwelling multiplied by the number of dwelling units: R26.20 per kilolitre per month.
- (c) In excess of 10 kilolitres up to and including 15 kilolitres per dwelling multiplied by the number of dwelling units on the premises: R27.35 per kilolitre per month.
- (d) In excess of 15 kilolitres up to and including 20 kilolitres per dwelling multiplied by the number of dwelling units: R38.34 per kilolitre per month
- (e) For any quantity in excess of 20 kilolitres per dwelling multiplied by the number of dwelling units: R78.35 per kilolitre per month.
- (f) In the case where a domestic customer conducts commercial/business activities on their residential unit where prepayment meters have been installed any consumption will be charged at the rate of the tariff band listed in subparagraphs (a) to (e).
- (g) A water demand management levy of R36.59 per dwelling per calendar month plus R322.97 per stand.

GROUP FINANCE

3. Non-Residential

3.1 Surcharge

A 2% surcharge is levied on non-residential customers (Institutions, Commercial and Industrial).

3.2 Institutions

3.2.1 Conventional water meters and Prepayment Meters

For the supply of water to institutions:

- (a) For consumption up to 200 kilolitres: R49.13 per kilolitre per month
- (b) For consumption exceeding 200 kilolitres: R57.54 per kilolitre per month.
- (c) A water demand management levy of R322.97 per stand per calendar month.

3.3 Commercial / Industrial

3.3.1 Conventional water meters and Prepayment Meters

For the supply of water through any one meter to premises:

- (a) For consumption up to 200 kilolitres: 62.05 per kilolitre per month.
- (b) For consumption exceeding 200 kilolitres: 65.46 per kilolitre per month.
- (c) A water demand management levy of R322.97 per stand per calendar month.

3.4 Availability Charges

The following availability charges shall be payable in respect where service are available:

- (a) For non-residential vacant stands; R1,212.35 per calendar month per stand
- (b) For unoccupied improved non-residential stand; R1,212.35 per calendar month per stand
- (c) For improved occupied non-residential stands where no water supplied by Council is being consumed; R1,212.35 per calendar month per stand.
- (d) Stands belonging to the City of Johannesburg and its Municipal Owned entities that do not consume water will be exempted from the availability charge.

GROUP FINANCE

4. INTERIM CHARGES

- (a) For the purpose of assessing any charge where a meter reading could not be obtained, for whatever reason, in an area other than a deemed consumption area, the consumption trend of the customer's interim charges are raised in absence of an actual reading. Where there is no trend available, a township average may be applied.
- (b) The interim charge shall be reversed when actual meter readings are again obtained and the account adjusted accordingly.
- (c) Interim charges levied are payable and due in the same way as an actual charge.

5. MISCELLANEOUS

- (a) For the supply of water for use outside the area of jurisdiction of the City of Johannesburg (excluding water supplied in bulk to another local authority) such supply to be metered at a point within the boundary of the City of Johannesburg in any one month, the charge payable shall be the prevailing Rand Water bulk supply price plus a surcharge of 25% on the aggregate of such charge.
- (b) In the case of meters registering the supply of water in gallons, the number of kilolitres supplied shall be determined by dividing the number of gallons registered by 220 and rounding off the result, up or down to the nearest 10.
- (c) The Managing Director of Johannesburg Water will have the authority to negotiate with customers who receive a special tariff, due to older arrangements with the City, to bring these special tariffs in line with the regular tariff.

6. CUSTOMER REQUESTS TO CHANGE BILLING TARIFF

- 6.1 When customers request in writing to change the category billing tariff, it will be confirmed by Managing Director of Johannesburg Water and will only apply from the date of which the request is received by the city and will not be backdated.

7. CHARGES FOR DISCONNECTING SUPPLY

7.1 Customer requests for disconnections

- (a) For the removal of an unused meter up to and including a 20 mm connection, and consequent disconnecting of supply: R3,576.89
- (b) For the removal of an unused meter larger than 20 mm up to and including a 40 mm connection, and consequent disconnecting of supply: R19,397.59
- (c) For the removal of an unused meter larger than 40 mm up to and including a 100 mm connection, and consequent disconnecting of supply: R35,562.26

1C.34

City of Johannesburg Council 2024-05-15 2024-05-22

COJ : SPECIAL MAYORAL COMMITTEE 2024-05-08 2024-05-19

GROUP FINANCE

(d) For the removal of an unused meter larger than 100 mm connection, and consequent disconnecting of supply: R51,726.91

7.2 For the disconnections and/or re-connection of supply which has been disconnection for credit control purposes

(a) Flow restrictions/ termination: meter up to and including a 20 mm connection: R665.34

(b) Flow restrictions/ termination: meter larger than 20 mm: R2,787.00

8.3 Cut-off, Level 3 - Disconnection at the water mains supply: R11,245.81

8. NEW CONNECTIONS

(a) For providing and installing a 20 mm connection with a meter:

i. Service Level 1 water connection: Free

ii. New complete connection: R14,816.22

iii. New meter only: R5,068.93

(b) For providing and installing a 25 mm connection with a meter: R36,000.98

(c) For providing and installing a 40 mm connection with a meter: R48,368.67

(d) For providing and installing a 50 mm connection with a meter: R61,860.67

(e) For providing and installing a 80 mm connection with a meter: R92,728.00

(f) For providing and installing a 100 mm connection with a meter: R100,107.27

(g) For providing and installing a 150 mm connection with a meter: R119,214.73

(h) In the event of an unmetered illegal connection not installed by Johannesburg Water or with a letter from Johannesburg Water authorising the installation by a developer or their agent, a fine, over and above the charges in (a) to (g) above, which will be equal to two (2) times the applicable new connection tariff above, per connection and multiplied by the number of households on the stand.

9. FIRE SERVICE CONNECTIONS

(a) For providing and installing a 25 mm fire service connection without a meter: R32,829.28

(b) For providing and installing a 40 mm fire service connection without a meter: R36,001.59

(c) For providing and installing a 50 mm fire service connection without a meter: R37,117.11

GROUP FINANCE

- (d) For providing and installing a 80 mm fire service connection without a meter:
R56,237.44
- (e) For providing and installing a 100 mm fire service connection without a meter:
R65,243.40
- (f) For providing and installing a 150 mm fire service connection without a meter:
R79,856.15

10. SPECIAL CHARGES IN CONNECTION WITH METERS SUPPLIED BY JOHANNESBURG WATER:

- 10.1 For special reading of a meter at the request of a consumer (excluding new consumers) provided that only a single charge be levied under this item for the simultaneous reading of water and electricity meters for a single consumer: R808.23
- 10.2 For installing a meter after the removal thereof; R5,068.93
- 10.3 For testing a water meter owned by Johannesburg Water at the request of the consumer, if it is found that the meter does not show an error of more than the prescribed tolerance:
 - (a) Meters for pipes with a diameter measuring up to and including 25 mm, for each meter: R5,575.83
 - (b) Meters for pipes with a diameter measuring more than 25 mm, for each meter: R11,151.68
- 10.4 Rules applicable to clause 11.3
 - (a) The method and results of a test carried out by Johannesburg Water in terms of sub items 11.3, shall be accepted by the consumer as conclusive.
 - (b) The consumer shall be entitled, on giving Johannesburg Water (SOC) Ltd reasonable notice of his intention, to be present at the testing of any meter in which he is interested.
 - (c) Johannesburg Water shall retain every water meter for 3 months after it has been tested in order to make any further check or adjustment which may be necessary.
 - (d) When a meter fails the test, the meter testing fees will be refunded.
 - (e) When the meter fails the test, meter reading and billing will be adjusted using the by-law calculations to raise/reverse charges for the period affected.
- 10.5 For testing a meter owned by the consumer the charge shall be as follows:

1C.36

City of Johannesburg Council 2024-05-15 2024-05-22

COJ : SPECIAL MAYORAL COMMITTEE 2024-05-08 2024-05-19

GROUP FINANCE

- (a) Meters for pipes with a diameter measuring up to and including 25m, for each meter: R6,465.88
- (b) Meters for pipes with a diameter measuring more than 25 mm, for each meter: R12,123.50

10.6 If a water meter remains unused for more than three months Johannesburg Water shall be entitled to remove it free of cost to the consumer and shall replace it when it is again required; the replacement shall be at the consumer's expense (refer section 6.2).

10.7 For the purpose of rule 8, a meter shall be deemed to have been unused during any period between readings if less than 4 kilolitres passed through it.

10.8 Charges applicable to the moving of water meter outside the boundary of a property at the consumer's request:

- (a) For the moving of a Meter size 20, 25 and 40mm which can be moved as a unit. R17,597.38 per meter.
- (b) For the moving of a Meter size 50 and 80mm R21,881.23 per meter.
- (c) For the moving of a meter size 100 and 150mm for which a chamber needs to be built. R27,878.44 per meter.

10.9 Temporary interruption

- (a) For the temporary interruption of a consumer's water supply at his request and the subsequent reconnection thereof, for including the time taken for travelling, whether one or more trips to the erf are necessary: R3,368.09
- (b) In the case where a consumer fits an internal stopcock which will allow the consumer to perform the interruption without the assistance of Johannesburg Water in future: free of charge.

10.10 Charge for issuing of notice:

- (a) For the issuing of a notice in respect of arrear amounts on one or more services: R607.80

11. EFFLUENT RE-USE TARIFF

11.1 Effluent re-use will be charged where the off take is from the treatment plant at the cost of the user. Where any infrastructure has to be provided, additional charges will apply on a case by case basis dependant on the cost to Johannesburg Water and the period of the agreement.

1C.37

City of Johannesburg Council 2024-05-15 2024-05-22

COJ : SPECIAL MAYORAL COMMITTEE 2024-05-08 2024-05-19

GROUP FINANCE

Name of Catchment	2024/25(R/kl)
Integrated Vaal River System (IVRS)	R7.125
Crocodile West Marico	R7.361

11.2 The Water Treatment Works that dispense effluent to both Integrated Vaal River System and Crocodile West Marico are listed below:

(a) **Integrated Vaal River System (IVRS)**

- Olifantsvlei works
- Bushkoppies works
- Goudkoppies works
- Ennerdale works

(b) **Crocodile West Marico**

- Driefontein works
- Northern works

12. EXPANDED SOCIAL PACKAGE

12.1 Residential Indigent Consumers Conventional water meters

12.1.1 For the supply of water to any dwelling unit where such a dwelling unit has its own meter supplied by Johannesburg Water and is used for residential purposes by a consumer that is registered indigent in terms of the Council's Expanded Social Package policy:

Indigent Category	Score on Prevailing COJ Poverty Index	Monthly allocation cap of free water per household limited to the actual consumption if actual consumption is less than the allocated cap. Monthly allocation cap of free water per household
Band 1	Between 1 and 15	Not applicable
Band 2	Between 15 and 30	10kl.
Band 3	Between 30 and 70	12kl.
Band 4	70 and above	15kl.

City of Johannesburg Council 2024-05-15 2024-05-22

COJ : SPECIAL MAYORAL COMMITTEE 2024-05-08 2024-05-19

GROUP FINANCE

Note:

- (a) Band 1 refers to individuals / households on the lowest vulnerable score defined by the approved CoJ Poverty index of the expanded social package policy.
- (b) Band 2 refers to individuals / households within the low vulnerability score defined by the approved CoJ Poverty index of the expanded social package policy.
- (c) Band 3 refers to individuals / households within the mid-range vulnerability score defined by the approved CoJ Poverty index of the expanded social package policy.
- (d) Band 4 refers to individuals / households within the higher vulnerability score defined by the approved CoJ Poverty index of the expanded social package policy.
- (e) Customers who qualify for the allocation of free water above will also be eligible for a rebate on the demand management levy charged.

12.2 Residential Indigent Consumers Prepayment meters

12.2.1 Where a residential prepayment meter has been installed for the supply of water, where such water is consumed by a consumer that is declared indigent in terms of the Council's Expanded Social Package policy resolution, the proposed tariff will be as follows:

Indigent Category	Score on Prevailing COJ Poverty Index	Monthly allocation cap of free water per household limited to the actual consumption if actual consumption is less than the allocated cap. Monthly allocation cap of free water per household
Band 1	Between 1 and 15	Not applicable
Band 2	Between 15 and 30	10kl.
Band 3	Between 30 and 70	12kl.
Band 4	70 and above	15kl.

Note:

- (a) Band 1 refers to individuals / households on the lowest vulnerable score defined by the approved CoJ Poverty index of the expanded social package policy.
- (b) Band 2 refers to individuals / households within the low vulnerability score defined by the approved CoJ Poverty index of the expanded social package policy.
- (c) Band 3 refers to individuals / households within the mid-range vulnerability score defined by the approved CoJ Poverty index of the expanded social package policy.
- (d) Band 4 refers to individuals / households within the higher vulnerability score defined by the approved CoJ Poverty index of the expanded social package policy.
- (e) Customers who qualify for the allocation of free water above will also be eligible for a rebate on the demand management levy charged.

City of Johannesburg Council 2024-05-15 2024-05-22

COJ : SPECIAL MAYORAL COMMITTEE 2024-05-08 2024-05-19

GROUP FINANCE

12.3 Deemed consumption areas: Indigent customers

12.3.1 Erven within previously disadvantaged areas where a flat rate was charged and it has not been possible to assess metered water consumption over the past 12 months and the consumer is declared indigent in terms Expanded Social Package Policy of Council:

- (a) 5kl per month: Free of charge;
- (b) 10 kl per month: Free of charge;
- (c) 20 kl per month: R179.75 per month,

13. DAMAGES TO MUNICIPAL WATER PIPE SYSTEM AND OR WATER INSTALLATIONS TARIFFS:

13.1 Any damages to the municipal water system and or installation: Actual costs of repairs plus cost of water lost. The cost of water lost will be charged as indicated below:

- a. Pipe with a diameter of 50mm or less R16,976.23
- b. Pipe with a diameter larger than 50mm but less than or equal to 100mm R33,954.73
- c. Pipe with a diameter larger than 100mm but less than or equal to 250mm R50,934.78
- d. Pipes with diameters larger than 250mm but less than or equal to 400mm R67,909.41
- e. Pipes with diameters larger than 400mm but less than or equal to 700mm R135,818.84
- f. Pipes with diameters larger than 700mm R186,747.52

13.2 The above tariffs will be levied per incident reported:

- (a) The reporting should be done as soon as the incident is known to the City of Johannesburg Call Centre wherein the reference number will be given.
- (b) If the incident was not reported but was found by the City/Johannesburg Water a surcharge of 10% will be applied.
- (c) For a repeated offender in a project or area, within a 12 month period, a surcharge will be levied as follows:
 - i. For a second transgression 5% will be levied above the tariff as determine previously based on the size of water pipe inclusive of water losses and cost or repairs.
 - ii. Third transgression 10% surcharge to be levied.
 - iii. Fourth transgression 15% surcharge to be levied.
 - iv. Fifth transgression 25% surcharge to be levied.
 - v. For any transgression above five, 50% surcharge will be levied,

1C.40

City of Johannesburg Council 2024-05-15 2024-05-22

COJ : SPECIAL MAYORAL COMMITTEE 2024-05-08 2024-05-19

GROUP FINANCE

In this circumstance Johannesburg Water/ City of Johannesburg reserves the right to review contractual relationship if the transgressor is the service provider.

If the transgressor is not contractual bound to Johannesburg Water/City of Johannesburg, the municipality reserves the right to request the transgressor to cease operations within 24 hours.

14. ILLEGAL CONNECTIONS

Penalty

If any unauthorised water connection is detected, the same shall be disconnected immediately and the following penalty for domestic connection and for institutional/ commercial/ industrial connections shall be imposed on the consumers:

- 14.1 In respect of a stand with a single household or business premises:
- (a) R21,501.53 for up to a 25mm connection;
 - (b) R96,737.35 for up to a 40mm connection;
 - (c) R123,721.34 for up to a 50mm connection;
 - (d) R193,456.01 for up to a 80mm connection;
 - (e) R400,429.06 for up to a 100mm connection and
 - (f) R596,073.66 for a connection larger than 150mm;

14.2 In an event where JW has confirmed an illegal connection and has raised the relevant illegal connections penalties, JW may proceed to recover revenue over and above the penalty in the following manner:

- (a) A calculation of a reasonable average based on previous purchases from the date of last purchase not in excess of 36 months for prepaid meters. In an event that the meter has not purchased in the last 36 Months, the prevailing prepaid township average will be used to recoup all revenue lost due to the illegal connection.
- (b) An average based on two recent readings and if a meter reading does not exist and if the meter was never read, the date of installation will be used to recover the revenue using the township average.

14.3 In an event that JW water cannot confirm a prepaid water purchase on all its vending platforms for a period of 6 months on a meter that is functional, the meter shall be deemed to have been tampered with.

This meter will therefore accrue a penalty as per approved tariff

14.4 In respect of a stand which has more than one household or business premises, the charge will be R21,501.53 multiplied by the number of households / units and or business premises on such stand or the amount stipulated in clause 15.1 whichever is the greater regardless that the stand has a single supply line.

1C.41

City of Johannesburg Council 2024-05-15 2024-05-22

COJ : SPECIAL MAYORAL COMMITTEE 2024-05-08 2024-05-19

GROUP FINANCE

14.5 In respect of an unauthorised connection being repeated in the same financial year, an additional 50% on the applicable penalty referred to in paragraphs 15.1 and 15.2 will be added to the penalty.

14.6 In respect of water losses during construction and post construction JW will raise the following charges in addition to the penalty charge/s above:

- (a) During construction, where it is found that a connection is / was unmetered or an illegal connection is detected, the greater amount will be charged of either 1kl of water for every square meter constructed or 1kl for every square meter of the stand size, based on the tariff for business plus a new meter connection fee
- (b) In cases after construction whether or not occupancy has occurred, where it is found that a connection is /was unmetered or an illegal connection is detected the following charge based on the business tariff in addition to the charge referred to above will apply:
 - (a) 30kl per month for up to a 25mm connection
 - (b) 90kl per month for up to a 40mm connection
 - (c) 120kl per month for up to a 50mm connection
 - (d) 200kl per month for up to a 80mm connection
 - (e) 300kl per month for up to a 100mm connection and
 - (f) 400kl per month for a connection larger than 150mm

14.7 In respect of the unauthorised use of water from an unmetered Fire Hydrant or Stand Pipe JW will raise the following charges;

- (a) R21,501.53 for up to a 25mm connection;
- (b) R34,402.45 for up to a 40mm connection;
- (c) R43,003.06 for up to a 50mm connection;
- (d) R68,804.90 for up to a 80mm connection;
- (e) R86,006.12 for up to a 100mm connection and
- (f) R129,009.17 for a connection larger than 150mm.

14.8 In respect of the unauthorised usage of water from a Fire Hydrant using a portable water truck, such truck will be impound by JMPD and a penalty of R55 000.00, payable to JW, will be imposed. The truck will released upon payment of the R55 000.00 and all such penalties imposed in terms of the above as well as any further penalties which JMPD may impose. These penalties are exclusive of any penalty that JMPD may elect to impose as per its processes.

1C.42

City of Johannesburg Council 2024-05-15 2024-05-22

COJ : SPECIAL MAYORAL COMMITTEE 2024-05-08 2024-05-19

GROUP FINANCE

14.9 The owner and user of such truck will be jointly and severally liable for payment of the amounts referred to in paragraph 15.6 above, the one paying the amount in full the other being absolved of such liability.

14.10 "Illegal Connection fees is payable in full before a reconnection can be instituted by Johannesburg Water".

15. VALUE ADDED TAX

All the above charges are exclusive of VAT.

City of Johannesburg Council 2024-05-15 2024-05-22

COJ : SPECIAL MAYORAL COMMITTEE 2024-05-08 2024-05-19

GROUP FINANCE

ANNEXURE "B"

AMENDMENT OF TARIFF OF CHARGES FOR SEWERAGE & SANITARY SERVICES

In terms of the Local Government: Municipal Finance Management Act, 2003 (Act 56 of 2003) as amended: sections 17(3)(a)(ii) and 22(a) of ; of the Local Government: Municipal Systems Act, 2000 (Act 32 of 2000) as amended: sections 21(1) and (3), 21A and 75A(3) and (4) of , it is hereby notified that the City of Johannesburg has, in terms of the Local Government: Municipal Systems Act, 2000 (Act 32 of 2000) as amended: Sections 11(3)(i) and 75A(1) and (2), read with the Local Government: Municipal Financial Management Act, 2003 (Act 56 of 2003) as amended: section 24(2)(c)(ii) of, amended its Tariff of Charges for Sewerage and Sanitary Services with effect from 1 July 2024. A 2% surcharge is levied on business tariffs.

1. DEFINITIONS

For the purposes of this Tariff of Charges the following definitions will apply:

- 1.1. "Dwelling unit" means one or more rooms including a kitchen/s designed as a unit for occupancy for the purpose of cooking, living and sleeping which includes nearby outbuildings, sheds and granny flats within the curtilage of the property excluding multi dwellings and blocks of flats ;
- 1.2. "Multi-dwelling" means any arrangement of premises that comprises more than one dwelling unit including semi-detached houses, simplex units, townhouses, duplex dwellings, flats and any other arrangement of residential premises.
- 1.3. "Mixed use" Any premises comprised of two or more dwelling units, with or without appurtenant outbuildings, and any unit used for other purposes (excluding any such premises if such units are used merely for purposes incidental to such other purposes which constitute the main activities on the premises)
- 1.4. "Hostel" means collective accommodation for Local Authority and Provincial Government workers which accommodation may be single rooms or dormitories, with shared facilities such as kitchens and bathrooms;
- 1.5. "Service Level 1" shall mean a service delivery option consisting of a ventilated improved pit latrine or equivalent dry sanitation system located on each. No water and sewer connections are provided to each individual property, and no waterborne sewer system is available.

1C.44

City of Johannesburg Council 2024-05-15 2024-05-22

COJ : SPECIAL MAYORAL COMMITTEE 2024-05-08 2024-05-19

GROUP FINANCE

- 1.6. "Service Level 3" shall mean a service delivery option consisting of a conventional waterborne sewer network with individual sewer connections to each erf.
- 1.7. "Institution" means public tertiary educational institutions, public schools, public hospitals, orphanages, old aged homes or other similar premises operated by a registered welfare organisation, sport clubs or premises used for public worship, including halls or other buildings used for religious purposes. Student accommodation owned by institutions as defined herein will be covered under institutions.
- 1.8. "Commercial" refers to the sewer service to premises other than those provided for in clauses 2 and 3.
- 1.9. "prepayment meter" means a meter that can be programmed to limit the flow of water into a water installation to the amount which has been previously purchased;
- 1.10. "prepayment measuring system" means a meter and ancillary devices, approved by the Council, designed to measure and allocate to a consumer the quantity of water pre-purchased by himself or herself;

2. Residential Charges

2.1. Dwelling on a single erf, per erf- R/month

The following charges shall be payable in respect of land having a drainage installation thereon which is connected to Johannesburg Water's sewer network:

- | | | |
|-----|--|-----------|
| (a) | Erf size up to and including 300 m ² | R314.68 |
| (b) | Erf size from 301 m ² to 1 000 m ² | R612.58 |
| (c) | Erf size from 1 001 m ² to 2 000 m ² | R926.70 |
| (d) | Erf size larger than 2 000 m ² | R1,335.23 |

2.2. Multi-dwellings

Subsidized multi-dwellings:

- (a) A multi-dwelling where the property rates value of each unit does not exceed R700 000.00 (Where the rates valuation is provided for the total stand, the rates valuation should be divided by the number of dwelling units to get the value per dwelling unit.) shall qualify for the subsidized charge of R314.68.

Other multi dwellings

- (b) Where two or more dwelling units have been erected on a single erf, an erf size shall be determined in respect of each dwelling house erected on such property, by dividing the area of the erf by the number of dwelling units erected thereon. The charge shall then be levied in respect of each such dwelling unit

GROUP FINANCE

in accordance with the provisions of section 2.1 above, provided that the minimum charge shall be: R 612.58 per unit per month.

- (c) Where information to the satisfaction of the Managing Director: Johannesburg Water, or his duly authorised representative, has not been furnished as to the number of dwelling units on a complex: For each kilolitre or part of the metered or estimated water consumption: R46.40/kl.

2.3. Informal settlements

- (a) Sanitation services to informal dwelling structures used for human habitation in respect of which no building plan has been lawfully approved by any competent authority and the dwelling on the erf is not individually connected to Johannesburg Water's water reticulation system: Free of charge.

2.4. Residential prepayment meter

- 2.4.1. Where residential prepayment meter has been installed for the supply of water to a dwelling, block of flats and multi-dwellings where such service is provided in respect of land having a drainage installation thereon which is connected to Johannesburg Water's sewer:

- (a) For the first 6 kilolitres: Free
- (b) In excess of 6 kilolitres up to 10 kilolitres: R13.01 per kilolitre per month.
- (c) In excess of 10 kilolitres up to 15 kilolitres: R16.47 per kilolitre per month.
- (d) In excess of 15 kilolitres up to 20 kilolitres: R18.45 per kilolitre per month.
- (e) In excess of 20 kilolitres up to 30 kilolitres: R27.38 per kilolitre per month.
- (f) In excess of 30 kilolitres up to 40 kilolitres: R27.38 per kilolitre per month.
- (g) In excess of 40 kilolitres up to 60 kilolitres: R27.38 per kilolitre per month.
- (h) In excess of 60 kilolitres: R27.38 per kilolitre per month.

2.5. Availability charges

- 2.5.1. The following availability charges shall be payable in respect of:

- (a) For vacant residential stands; R317.45 per month per stand
- (b) For unoccupied improved residential stands; R317.45 per month per stand

City of Johannesburg Council 2024-05-15 2024-05-22

COJ : SPECIAL MAYORAL COMMITTEE 2024-05-08 2024-05-19

GROUP FINANCE

- (c) For improved occupied residential stands where no water supplied by Council is being consumed for any reason; R317.45 per month per stand
- (d) For occupied unmetered residential stands; R317.45 per month per stand

2.6. Mixed used

Where water consumed in all such units is metered by one meter supplied by Johannesburg Water, for any quantity of water supplied to the premises, for each kilolitre or part thereof of the metered or estimated water consumption: R46.40/kl.

3. Non Residential

Surcharge

A 2% surcharge is levied on business customers (Institutions, Commercial and Industrial).

3.1. Institutions/ Hostels

- (a) For the provision of sewerage service to Institutional Buildings will be charged at R36.89kl.

3.2. Industrial / Commercial

- (a) For each kilolitre or part thereof of the metered or estimated water consumption: R 46.40/kl irrespectively post or prepayment.

3.3. Other classes of property

- (a) All classes of property other than those specified in clauses 2 and 3 above: For each kilolitre or part thereof of the metered or estimated water consumption: R 46.40/kl.

3.4. Availability Charges

3.4.1. The following availability charges shall be payable in respect of:

- (a) For non-residential vacant stands; R935.90 per month per stand
- (b) For unoccupied improved non-residential stand; R935.90 per month per stand
- (c) For improved occupied non-residential stands where no water supplied by Council is being consumed; R935.90 per month per stand.
- (d) Stands belonging to the City of Johannesburg and its Municipal Owned entities that do not consume sewer and sanitation services will be exempted from the availability charge.

1C.47

City of Johannesburg Council 2024-05-15 2024-05-22

COJ : SPECIAL MAYORAL COMMITTEE 2024-05-08 2024-05-19

GROUP FINANCE

4. CUSTOMER REQUESTS TO CHANGE BILLING CATEGORY

- (a) When customers request in writing to change the category billing tariff, it will be confirmed by Managing Director of Johannesburg Water and will only apply from the date of which the request is received by the City and will not be backdated.
- (b) The Managing Director of Johannesburg Water will have the authority to negotiate with customers who receive a special tariff, due to older arrangements with the City, to bring these special tariffs in line with the regular tariff.

5. NIGHT SOIL AND VACUUM TANKER SERVICES

5.1. The following charges shall be payable for night soil and vacuum tanker services:

- (a) For the removal of sewage by vacuum tanker outside a sewer reticulated area, per kilolitre or part thereof: R395.31/kl.
- (b) Discharge of contents of tankers used to evacuate portable toilets to works: per kilolitre or part thereof R662.93/kl.
- (c) Discharge of contents of tankers used to evacuate portable toilets to works, and where such tankers are hired on contract by Johannesburg Water: Free of charge.

6. CHARGES FOR INDUSTRIAL EFFLUENT

6.1. The charge shall be calculated in accordance with the following formulae:

The sum of:

$$A: C + \frac{T \cdot (\text{COD})}{700} \text{ cent/kilolitre,}$$

Subject to a minimum charge of R47.26/kl;

and:

- B: (i) $T \cdot (A_s - 2,5)$ cent/kilolitre, where A_s is greater than 2,5 mg/l; 2,5
- and (ii) $T \cdot (C_d - 2,5)$ cent/kilolitre, where C_d is greater than 2,5 mg/l; 2,5
- and (iii) $T \cdot (C_o - 20)$ cent/kilolitre, where C_o is greater than 20 mg/l; 20
- and (iv) $T \cdot (C_r - 20)$ cent/kilolitre, where C_r is greater than 20 mg/l; 20

1C.48

City of Johannesburg Council 2024-05-15 2024-05-22

COJ : SPECIAL MAYORAL COMMITTEE 2024-05-08 2024-05-19

GROUP FINANCE

and (v) T.(Cu-20) cent/kilolitre, where Cu is greater than 20 mg/l; 20

and (vi) T.(Hg-1) cent/kilolitre, where Hg is greater than 1 mg/l; 1

and (vii) T.(Mo-5) cent/kilolitre, where Mo is greater than 5 mg/l; 5

and (viii) T.(Ni-10) cent/kilolitre, where Ni is greater than 10 mg/l; 10

and (ix) T.(Pb-10) cent/kilolitre, where Pb is greater than 10 mg/l; 10

and (x) T.(Se-2,5) cent/kilolitre, where Se is greater than 2,5 mg/l; 2,5

and (xi) T.(Zn-20) cent/kilolitre, where Zn is greater than 20 mg/l; 20

and (xii) C.(7-pH) cent/kilolitre, where pH is less and 4 units

and (xiii) (C+T).(FOG-200)cent/kilolitre, where FOG is greater than 200mg/l; 200 [vegetable origin]

and (xiv) (C+T).(FOG-50)cent/kilolitre, where FOG is greater than 50mg/l; 50 [mineral origin]

Where C = R1,312.71 and T = R1,431.57

Where the COD is Chemical Oxygen Demand:

and As = Total Arsenic;

Cd= Total Cadmium;

Co= Total Cobalt;

Cr = Total Chromium;

Cu= Total Copper;

Hg = Total Mercury

Mo = Total Molybdenum

Ni = Total Nickel;

Pb= Total Lead;

Se= Total Selenium;

Zn= Total Zinc.

pH = - log [H³⁰⁺]

FOG = Total fat, oil and grease

As determined by the analytical methods used by the CYDNA Scientific Services Laboratory of Johannesburg Water (SOC) Ltd.

It is important that the sewer system is protected against acidic effluents and the charge for pH is therefore punitive. Similarly, metals are detrimental to the environment and the metal charge is also punitive. In

GROUP FINANCE

addition, the discharge of excessive quantities of fat, oil and grease (FOG) into the sewer system causes blockages which is a public nuisance, a health risk and impedes the proper operation of the City's Waste Water Treatment Works. Hence the FOG charge is also punitive. Therefore, in cases where the Water Services By-laws are violated, pH will be assessed on the lowest and metals and FOG on peak values recorded during a six monthly period, irrespective of whether the industrial effluent volume discharged during that period is less than the value stipulated in clause 4.2 below.

6.2. In the case of any trade or industry in respect of which the average monthly volume of trade or industrial effluent generated during the previous half-year period was less than 100 kilolitres, the charge shall be R46.40 per kilolitre except where punitive charges are applied.

6.3. In respect of domestic effluent discharged from the premises of any trade or industry for which a charge was levied in terms of clause C (1) above, the charge shall be R46.40 per kilolitre.

In the absence of direct measurement, the domestic effluent will be estimated as follows:

- (a) 1,0 kilolitre per full-time staff member per month.
- (b) 4,0 kilolitre per resident per month {not included in (i) above}.
- (c) For staff canteens: 0,15 kl per meal served per month.
- (d) The working month will be based on a 5-day working week. In cases where the working week deviates from 5 days, a pro rata adjustment will be made).

6.4. Where the average monthly volume of trade or industrial effluent generated during the previous half-year period was more than 50 kilolitres, rebates under A above to be granted under conditions specified by the Council as follows–

- (a) 10% if discharge occurs at specified times only;
- (b) 15% if flow is balanced and discharged evenly over seven days at specified times only;
- (c) 20% if effluent contains If BOD/COD ratio is between 0.92 and 1, which is deemed beneficial to the Council's treatment processes; and
- (d) 50% maximum if (c) occurs with (a) and (b).

6.5. For the disposal of organic industrial wastes delivered by tanker to the wastewater treatment works: R27.26 per kilogram of COD.

6.6. The sample must be analysed six - monthly by an independent accredited laboratory for the customer to secure a non- effluent rebate under 6.4(c) above to be granted under conditions specified by the Council.

1C.50

City of Johannesburg Council 2024-05-15 2024-05-22

COJ : SPECIAL MAYORAL COMMITTEE 2024-05-08 2024-05-19

GROUP FINANCE

6.7. Discharge of yeast effluent or part thereof: per kilolitre R662.93/kl

7. CHARGES FOR GARBAGE GRINDERS:

7.1. For each rated 0.75kW or part thereof of the drive motor of each grinder:
R971.81 per month.

8. SUNDRY CHARGES

8.1. Charges for work carried out by Johannesburg Water (SOC) Ltd:

(a) Re-inspection fee, per inspection	R5,755.91
(b) Sealing opening, per connection	R8,894.91
(c) Re-opening sealed connections and re-connecting drainage installation to the Sewer, per connection	R8,894.91
(d) Alterations to gullies, per gulley	R4,656.61

9. DAMAGES TO MUNICIPAL WATER OR SEWER PIPE SYSTEM AND OR WATER OR SEWER INSTALLATIONS TARIFFS:

9.1. Any damages to the municipal water or sewer system and or installation:
Actual costs of repairs plus cost of water lost. The cost of water lost will be charged as indicated below:

- a. Pipe with a diameter of 50mm or less R16,976.23
- b. Pipe with a diameter larger than 50mm but less than or equal to 100mm R33,954.73
- c. Pipe with a diameter larger than 100mm but less than or equal to 250mm R50,934.78
- d. Pipes with diameters larger than 250mm but less than or equal to 400mm R67,909.41
- e. Pipes with diameters larger than 400mm but less than or equal to 700mm R135,818.84
- f. Pipes with diameters larger than 700mm R186,747.52

9.2. The above tariffs will be levied per incident reported:

- (a) The reporting should be done as soon as the incident is known to both City of Johannesburg Call Centre.
- (b) If the incident was not reported but was found by the City/Johannesburg Water a surcharge of 10% will be applied.
- (c) For a repeated offender in a project or area, within a 12 month period, a surcharge will be levied as follows:

City of Johannesburg Council 2024-05-15 2024-05-22

COJ : SPECIAL MAYORAL COMMITTEE 2024-05-08 2024-05-19

GROUP FINANCE

- i. For a second transgression 5% will be levied above the tariff as determine previously based on the size of water pipe inclusive of water losses and cost or repairs.
 - ii. Third transgression 10% surcharge to be levied.
 - iii. Fourth transgression 15% surcharge to be levied.
 - iv. Fifth transgression 25% surcharge to be levied.
 - v. For any transgression above five, 50% surcharge will be levied,
1. In this circumstance Johannesburg Water/ City of Johannesburg reserves the right to review contractual relationship if the transgressor is the service provider.
 2. If the transgressor is not contractual bound to Johannesburg Water/City of Johannesburg, the municipality reserves the right to request the transgressor to cease operations within 24 hours.

10. Rebates/ Expanded Social Package

10.1. Rebates

A person qualifying for a rebate on Assessment Rates in terms of Section 15 of the Local Government Municipal Property Rates Act 6 of 2000 as amended, will be entitled to be charged for domestic sewage at the charge applicable to an erf of 300 m². (R 314.68 per month).

10.2. Residential Indigent Consumers

10.2.1. A reduction in tariff will be given to a consumer who is having a drainage installation, connected to Johannesburg Water's sewer network and who is declared indigent in terms of the Council's Expanded Social Package policy resolution:

Indigent Category	Score on Prevailing COJ Poverty Index	Reduction in Sewerage tariff
Band 1	Between 1 and 15	Not applicable
Band 2	Between 15 and 30	100%
Band 3	Between 30 and 70	100%
Band 4	70 and above	100%

Note:

- a. Band 1 refers to individuals / households on the lowest vulnerable score defined by the approved CoJ Poverty index of the expanded social package policy.
- b. Band 2 refers to individuals / households within the low vulnerability score defined by the approved CoJ Poverty index of the expanded social package policy.

1C.52

City of Johannesburg Council 2024-05-15 2024-05-22

COJ : SPECIAL MAYORAL COMMITTEE 2024-05-08 2024-05-19

GROUP FINANCE

- c. Band 3 refers to individuals / households within the mid-range vulnerability score defined by the approved CoJ Poverty index of the expanded social package policy.
- d. Band 4 refers to individuals / households within the higher vulnerability score defined by the approved CoJ Poverty index of the expanded social package policy.

11. Value added tax

All the above charges are exclusive of VAT.

City of Johannesburg Council 2024-05-15 2024-05-22

COJ : SPECIAL MAYORAL COMMITTEE 2024-05-08 2024-05-19

GROUP FINANCE**ANNEXURE 3****AMENDMENT OF TARIFF OF CHARGES FOR SOLID WASTE MANAGEMENT SERVICES FOR PERIOD 1 JULY 2024 TO 30 JUNE 2025****ANNEXURE A: REFUSE CHARGE, CITY CLEANING LEVY AND NON-SECTIONAL TITLES****Refuse Charge**

The table below depicts the property categories in terms of their values and related refuse charges aligned to each category.

Property Categories		Proposed Tariff (increased by 5,9%)
From	To	
0	R350 000	Exempt
R350 001	R500 000	R175
R500 001	R750 000	R231
R750 001	R1 000 000	R291
R1 000 001	R1 500 000	R307
R1 500 001	R2 500 000	R428
R2 500 001	R5 000 000	R447
R5 000 000>		R456

City Cleaning Levy (CCL)

The property categories listed below relates to CCL which is levied on properties categorised as non-residential including vacant land and all agricultural properties as reflected in City's land information systems (LIS).

Property Categories		Proposed Tariff (increased by 5,9%)
From	To	
0	R350 000	Exempt
R350 001	R500 000	R239
R500 001	R1 500 000	R241
R1 500 001	R2 500 000	R346
R2 500 001	R5 000 000	R356
R5 000 001	R7 500 000	R552
R7 500 001	R10 000 000	R576
R10 000 001	R30 000 000	R774
R30 000 000>		R982

Non-Sectional Title Properties

The tariffs below apply to properties other than sectional title properties used for habitation and charged as follows:

1C.54

City of Johannesburg Council 2024-05-15 2024-05-22

COJ : SPECIAL MAYORAL COMMITTEE 2024-05-08 2024-05-19

GROUP FINANCE

- a) Non-sectional title properties with multiple living units will be R114 per unit
- b) Non-sectional title properties containing living rooms will be R48 per room with shared facilities per month

ANNEXURE B: LANDFILL DISPOSAL FEES/TARIFF

Disposal fees/tariff

The categories below reflect charges for the waste disposed of at various landfills sites within the City. This method of waste disposal involves treatment of waste materials by burial and is categorised and charged per type and weight being disposed of as follows:

Refuse Disposal Type	Tariff (excl. vat)
(a) Refuse Disposal for each 500kg - Except Special Industrial Waste	R 150
(b) Refuse Disposal for each 250kg - Special Industrial Waste	R 150
(c) Refuse Disposal - Except Special Industrial Waste done after 12:00pm on Saturday, the whole day on Sunday and Public Holidays	R 181
(d) Refuse Disposal - organic (garden) waste (Free at Garden Sites)	R160
(e) Refuse Disposal - Soil and Other Material Suitable for Covering Landfills	R 0
(f) Refuse Disposal Outside of COJ- Soil and Other Material Suitable for Covering Landfills	R 225

Landfill safe disposal (per ton)

The tariffs in this category relate to safe disposal of putrescible (food) waste at City landfill sites for which destructible certificates are issued. This service is charged per ton of waste disposed as follows:

	Tariff (excl. vat)
(a) Price per ton	R 3 790
(b) Price per 500kg and under	R 1 897

City of Johannesburg Council 2024-05-15 2024-05-22

COJ : SPECIAL MAYORAL COMMITTEE 2024-05-08 2024-05-19

GROUP FINANCE

ANNEXURE 4

AMENDMENT OF TARIFF OF CHARGES FOR ELECTRICITY SERVICES FOR PERIOD 1 JULY 2024 TO 30 JUNE 2025

The proposed schedule of tariffs for FY24/25, exclusive of the 6c/kWh Network Surcharge, 2% Surcharge on Business and Large Power Users and VAT:

SEGMENT	Supply Position	Units	Block	Service Charge R/month	Capacity Charge R/month	Maximum Demand Summer R/kVA	Maximum Demand Winter R/kVA	Energy Charge Summer c/kWh	Energy Charge Winter c/kWh
Large Customer - TOU	HV	kVA							
		kWh	Peak	28 546,62	33 996,35	311,89	311,89	267,76	637,16
		kWh	Standard					201,59	243,27
		kWh	Off-peak					154,96	166,67
Large Customer - TOU	MV	kVA							
		kWh	Peak	2 605,79	7 247,22	335,38	335,38	267,76	637,16
		kWh	Standard					201,59	243,27
		kWh	Off-peak					154,96	166,67
Large Customer - TOU	LV	kVA							
		kWh	Peak	1 895,11	1 694,31	358,84	358,84	267,76	637,16
		kWh	Standard					201,59	243,27
		kWh	Off-peak					154,96	166,67
Large Customer Demand	MV	kVA		1 421,32	7 675,31	335,38	335,38	222,20	263,00
		kWh							
Large Customer Demand	LV	kVA		1 184,45	1 808,76	358,80	358,80	238,03	278,82
		kWh							
Large Customer Reactive Energy	c/kVArh							37,64	
Business	400 V	kVA	<=100kVA	690,38	661,90				
		kWh	0 - 500					308,04	322,48
		kWh	501 - 1000					338,11	351,09
		kWh	1001 - 2000					354,56	366,76
		kWh	2001 - 3000					367,49	379,43
		kWh	> 3000					379,41	390,42
		kVA	< 100	690,38	945,88				
		kWh	0 - 500					308,04	322,48
		kWh	501 - 1000					338,11	351,09
		kWh	1001 - 2000					354,56	366,76
Business Prepaid	400 V	kVA	<100kVA	690,38	661,90				
		kWh	0 - 500					308,04	322,48
		kWh	501 - 1000					338,11	351,09
		kWh	1001 - 2000					354,56	366,76
		kWh	2001 - 3000					367,49	379,43
		kWh	> 3000					379,41	390,42
Reseller Business (Conventional)	400 V	kVA		710,68	681,38				
		kWh	0 - 500					286,48	299,91
		kWh	501 - 1000					314,45	326,51
		kWh	1001 - 2000					329,74	341,08
		kWh	2001 - 3000					341,77	352,87
		kWh	> 3000					352,85	363,09

1C.56

City of Johannesburg Council 2024-05-15 2024-05-22

COJ : SPECIAL MAYORAL COMMITTEE 2024-05-08 2024-05-19

GROUP FINANCE

SEGMENT	Supply Position	Units	Block	Service Charge R/month	Capacity Charge R/month	Energy Charge Summer c/kWh	Energy Charge Winter c/kWh
Agricultural	400 V	kVA		710,68	955,91	265,58	307,34
Domestic TOU 3 Ø	230 V	A kWh kWh kWh	80 Peak Standard Off-peak	235,79	951,45	275,58 218,00 171,50	634,02 259,72 183,27
Domestic TOU 1 Ø	230 V	A kWh kWh kWh	80 Peak Standard Off-peak	235,79	951,45	275,58 218,00 171,50	634,02 259,72 183,27
Domestic 3 Ø Seasonal	230 V	kWh kWh kWh kWh kWh	80 0 - 500 501 - 1000 1001 - 2000 2001 - 3000 > 3000	235,79	951,45	216,16 249,72 268,97 284,38 298,89	257,89 291,45 310,69 319,81 340,62
Domestic 1 Ø Seasonal	230 V	kWh kWh kWh kWh kWh	80 0 - 500 501 - 1000 1001 - 2000 2001 - 3000 > 3000	235,79	951,45	216,16 249,72 268,97 284,38 298,89	257,89 291,45 310,69 319,81 340,62
Domestic 3 Ø	230 V	A kWh kWh kWh kWh kWh	80 0 - 500 501 - 1000 1001 - 2000 2001 - 3000 > 3000	235,79	951,45	227,28 260,83 280,08 295,50 310,00	227,28 260,83 280,08 295,50 310,00
Domestic 1 Ø	230 V	A kWh kWh kWh kWh kWh	60 0 - 500 501 - 1000 1001 - 2000 2001 - 3000 > 3000	235,79	694,58	227,28 260,83 280,08 295,50 310,00	227,28 260,83 280,08 295,50 310,00
Domestic 1 Ø	230 V	A kWh kWh kWh kWh kWh	80 0 - 500 501 - 1000 1001 - 2000 2001 - 3000 > 3000	235,79	763,77	227,28 260,83 280,08 295,50 310,00	227,28 260,83 280,08 295,50 310,00
Domestic Prepaid Low	230 V	kWh kWh kWh	0 - 350 350 - 500 >500			221,62 271,10 322,61	221,62 271,10 322,61
Domestic Prepaid (High)	230 V	A kWh kWh kWh	0 - 350 350 - 500 >500	70,00	130,00	236,34 271,10 308,91	236,34 271,10 308,91
Reseller Domestic (Conventional)	230 V	A kWh kWh kWh kWh	80 0 - 350 350 - 500 >500	236,90	955,91	212,71 243,99 278,02	212,71 243,99 278,02
Robot Intersections Streetlights & Billboard per Luminaire						441,72 495,18	441,72 495,18

EMBEDDED GENERATION TARIFF

Residential Embedded Generator Energy Charge (c/kWh)	96,38
Business and Large Power User Embedded Generator Energy Charge (c/kWh)	79,86

GROUP FINANCE

EMBEDDED GENERATOR MINIMUM CONDITIONS

- 1.1 In terms of the provision of the Electricity Regulation Act, (Act 4 of 2006) (ERA) generation of electricity is a licensed activity, unless exempted by the Minister of Energy.
- 1.2 This tariff will only apply to customers that are net consumers at City Power and who have invested in embedded generation capacity, are grid-tied (and comply with all the regulations regarding grid connection).
- 1.3 That the embedded generator is required to register with City Power and the equipment used must comply with the technical standards required by City Power.
- 1.4 All Large Power Users and Business Customers who would be willing to invest in embedded generation with the purpose of supplementing their electricity supply from City Power will have to be on a conventional tariff structure. If they are currently on a prepaid structure, they will be required to migrate to a conventional tariff structure.
- 1.5 All residential customers who would be willing to invest in embedded generation with the purpose of supplementing their electricity supply from City Power, will have to be on a time-of-use conventional tariff structure. If they are currently on a prepaid structure, they will be required to migrate to the time-of-use conventional tariff structure.
- 1.6 Embedded generators that are at any time capable of feeding energy back into the grid will require meters with bidirectional metering capability.
- 1.7 All parties that would invest in generating electricity capacity and who would elect to only feed into the grid (and never draw from the grid) will be treated as an additional supplier under a negotiated power purchase agreement.
- 1.8 The tariff is only applicable to maximum generation capacity of 1MW.

Proposed percentage increases for FY24/25 to respective electricity tariffs are as follows:

1C.58

City of Johannesburg Council 2024-05-15 2024-05-22

COJ : SPECIAL MAYORAL COMMITTEE 2024-05-08 2024-05-19

GROUP FINANCE

SEGMENT	Supply	Units	Block	Service	Capacity	Maximum Demand		Energy Charge	
	Position			Charge	Charge	Summer	Winter	Summer	Winter
				R/month	R/month	R/kVA	R/kVA	c/kWh	c/kWh
Large Customer - TOU	HV	kVA	Peak	12,72%	12,72%	12,72%	12,72%	12,02%	12,02%
		kWh	Standard					12,02%	12,02%
		kWh	Off-peak					12,02%	12,02%
Large Customer - TOU	MV	kVA	Peak	12,72%	12,72%	12,72%	12,72%	12,02%	12,02%
		kWh	Standard					12,02%	12,02%
		kWh	Off-peak					12,02%	12,02%
Large Customer - TOU	LV	kVA	Peak	12,72%	12,72%	12,72%	12,72%	12,02%	12,02%
		kWh	Standard					12,02%	12,02%
		kWh	Off-peak					12,02%	12,02%
Large Customer	MV	kVA		12,72%	12,72%	12,72%	12,72%	11,72%	11,72%
Large Customer	LV	kVA		12,72%	12,72%	12,72%	12,72%	11,72%	11,72%
Large Customer Reactive Energy		c/kVArh						12,72%	
Business	400 V	kVA	< =50	12,72%	12,72%				
		kWh	0 - 500					12,72%	12,72%
		kWh	501 - 1000					12,72%	12,72%
		kWh	1001 - 2000					12,72%	12,72%
		kWh	2001 - 3000					12,72%	12,72%
		kWh	> 3000					12,72%	12,72%
		kVA	< =100	12,72%	12,72%				
		kWh	0 - 500					12,72%	12,72%
		kWh	501 - 1000					12,72%	12,72%
		kWh	1001 - 2000					12,72%	12,72%
		kWh	2001 - 3000					12,72%	12,72%
		kWh	> 3000					12,72%	12,72%
Business Prepaid	400 V	kVA		New	New				
		kWh	0 - 500					-2,44%	2,14%
		kWh	501 - 1000					-2,10%	1,66%
		kWh	1001 - 2000					-1,99%	1,38%
		kWh	2001 - 3000					-1,91%	1,27%
		kWh	> 3000					-1,87%	0,98%
Reseller Business (Conventional)	400 V	kVA		12,72%	12,72%				
		kWh	0 - 500					2,79%	2,17%
		kWh	501 - 1000					2,52%	2,00%
		kWh	1001 - 2000					2,39%	1,93%
		kWh	2001 - 3000					2,29%	1,96%
		kWh	> 3000					2,21%	1,82%

1C.59

City of Johannesburg Council 2024-05-15 2024-05-22

COJ : SPECIAL MAYORAL COMMITTEE 2024-05-08 2024-05-19

GROUP FINANCE

SEGMENT	Supply	Units	Block	Service	Capacity	Energy Charge	
	Position			Charge	Charge	Summer	Winter
				R/month	R/month	c/kWh	c/kWh
Agricultural	400 V	kVA		12,72%	12,72%	12,72%	12,72%
Domestic TOU 3 Ø	230 V	A	<=80	12,72%	12,72%		
		kWh	Peak			12,72%	12,72%
		kWh	Standard			12,72%	12,72%
		kWh	Off-peak			12,72%	12,72%
Domestic TOU 1 Ø	230 V	A	<=80	12,72%	40,42%		
		kWh	Peak			12,72%	12,72%
		kWh	Standard			12,72%	12,72%
		kWh	Off-peak			12,72%	12,72%
Domestic 3 Ø Seasonal	230 V	A	80	12,72%	12,72%		
		kWh	0 - 500			12,72%	12,72%
		kWh	501 - 1000			12,72%	12,72%
		kWh	1001 - 2000			12,72%	12,72%
		kWh	2001 - 3000			12,72%	12,72%
		kWh	> 3000			12,72%	12,72%
Domestic 1 Ø Seasonal	230 V	A	80	12,72%	40,42%		
		kWh	0 - 500			12,72%	12,72%
		kWh	501 - 1000			12,72%	12,72%
		kWh	1001 - 2000			12,72%	12,72%
		kWh	2001 - 3000			12,72%	12,72%
		kWh	> 3000			12,72%	12,72%
Domestic 3 Ø	230 V	A	80	12,72%	12,72%		
		kWh	0 - 500			12,72%	12,72%
		kWh	501 - 1000			12,72%	12,72%
		kWh	1001 - 2000			12,72%	12,72%
		kWh	2001 - 3000			12,72%	12,72%
		kWh	> 3000			12,72%	12,72%
Domestic 1 Ø	230 V	A	60	12,72%	12,72%		
		kWh	0 - 500			12,72%	12,72%
		kWh	501 - 1000			12,72%	12,72%
		kWh	1001 - 2000			12,72%	12,72%
		kWh	2001 - 3000			12,72%	12,72%
		kWh	> 3000			12,72%	12,72%
Domestic 1 Ø	230 V	A	80	12,72%	12,72%		
		kWh	0 - 500			12,72%	12,72%
		kWh	501 - 1000			12,72%	12,72%
		kWh	1001 - 2000			12,72%	12,72%
		kWh	2001 - 3000			12,72%	12,72%
		kWh	> 3000			12,72%	12,72%
Domestic Prepaid (Low)	230 V	kWh	0 - 350			5,70%	5,70%
		kWh	351-500			12,72%	12,72%
		kWh	>500			17,72%	17,72%
Domestic Prepaid (High)	230 V	A	80	New	New		
		kWh	0 - 350			12,72%	12,72%
		kWh	351-500			12,72%	12,72%
		kWh	>500			12,72%	12,72%
Reseller Domestic (Conventional)	230 V	A	80	12,72%	12,72%		
		kWh	0 - 350			New	New
		kWh	351-500			New	New
		kWh	>500			New	New
Robot Intersections						12,72%	12,72%
Streetlights & Billboard per Luminaire						12,72%	12,72%

EMBEDDED GENERATOR

Residential Embedded Generator Energy Charge (c/kWh)	12,72%
Business and Large Power User Embedded Generator (c/kWh)	12,72%

City of Johannesburg Council 2024-05-15 2024-05-22

COJ : SPECIAL MAYORAL COMMITTEE 2024-05-08 2024-05-19

GROUP FINANCE

AMENDMENT OF TARIFF OF CHARGES FOR ELECTRICITY SERVICES

In terms of Sections 17(3)(a)(ii) and 22(a)(i) and (ii) of the Local Government: Municipal Finance Management Act, 2003 (Act 56 of 2003) and Sections 21(1) and (3), 21A and 75A(3) and (4) of the Local Government: Municipal Systems Act, 2000 (Act 32 of 2000) as amended, it is hereby notified that the City of Johannesburg has, in terms of Sections 11(3)(i) and 75A(1) and (2) of the Local Government: Municipal Systems Act, 2000 (Act 32 of 2000) as amended, read with Section 24(2)(c)(ii) of the Local Government: Municipal Finance Management Act, 2003 (Act 56 of 2003), amended its Tariff of Charges for Electricity Services with effect from 1 July 2020.

STANDARD TARIFF SCHEDULE

All electricity consumed to continue to attract a Network Surcharge of 6 c/kWh. Only residential consumption of below 500kWh will be exempted from this charge, meaning that residential consumption beyond 500kWh per month will be subject to this levy.

2% SURCHARGE ON BUSINESS AND LARGE POWER USERS

The Local Government: Municipal Finance Management Act, 2003 (Act 56 of 2003) as amended: Sections 17(3)(a)(ii), and 22(a)(i) and (ii) ;the Local Government Municipal Systems Act, 2000 (Act 32 of 2000) as amended: Sections 21(1) and (3), 21A and 75A(3) and (4) ;, it is hereby notified that the City of Johannesburg has, in terms of Sections 11(3)(i) and 75A(1) and (2) of the Local Government: Municipal Systems Act, 2000 (Act 32 of 2000) as amended, read with Section 24(2)(c)(ii) of the Local Government: Municipal Financial Management Act, 2003 (Act 56 of 2003), amended its tariff of charges for Electricity Services with effect from 1 July 2020 A 2% surcharge be levied on business and large Power User customers.

1C.61

City of Johannesburg Council 2024-05-15 2024-05-22

COJ : SPECIAL MAYORAL COMMITTEE 2024-05-08 2024-05-19

GROUP FINANCE

1. RESIDENTIAL TARIFF

1.1 This tariff shall be applicable for electricity supply to:

1.1.1 Private houses;

1.1.2 Dwelling-units which are registered under the Sectional Titles Act, 1972 (Act 66 of 1971);

1.1.3 Flats;

1.1.4 Boarding houses and hostels;

1.1.5 Residences or homes run by charitable institutions;

1.1.6 Premises used for public worship, including halls or other buildings used for religious purposes;

1.1.7 Caravan parks.

1.2 This tariff is not applicable to properties zoned as residential but used for business purposes

1.3 Four tariff structures are available, i.e. (i) a Prepaid tariff, (ii) a Two -Part tariff, (iii) a Two-Part Seasonal tariff, and (iv) a Three-Part Time-of-Use tariff. Customers that would prefer the Time-of-Use tariff structure are required to have meters installed with automated meter reading capability.

1.4 Resellers servicing the residential market will on application qualify for a conventional residential reseller tariff, depending on their supply structure to the ultimate consumers.

1.5 Mixed use reseller customers will not qualify for the residential reseller tariff unless split metering is implemented to isolate metering of supply to residential end customers (living units) in which case the supply to the residential customers will qualify for the residential reseller tariff.

1C.62

City of Johannesburg Council 2024-05-15 2024-05-22

COJ : SPECIAL MAYORAL COMMITTEE 2024-05-08 2024-05-19

GROUP FINANCE

1.6 The following charges will be payable per month, or part thereof:

Item	Units	Breaker size	Demand	Consumption block	Fixed charge	Demand charge	Energy charge
		A	kVA	kWh/month	R/month	R/kVA	c/kWh
Prepaid tariffs							
Prepaid Low							
Prepaid 1				0 to 350			219,52
Prepaid 2				351 to 500			271,10
Prepaid 3				>500			314,39
Prepaid High							
Service charge					70,00		
Network charge					130,00		
Prepaid 1				0 to 350			236,34
Prepaid 2				351 to 500			271,10
Prepaid 3				>500			308,91

Item	Units	Breaker size	Demand	Consumption block	Fixed charge	Demand charge	Energy charge
		A	kVA	kWh/month	R/month	R/kVA	c/kWh
Two-part Single and Three Phase Tariffs							
Single phase							
Service charge		60			235,79		
Service charge		80			235,79		
Network charge		60			694,58		
Network charge		80			763,77		
Energy charge				0 to 500			227,28
Energy charge				501 to 1000			260,83
Energy charge				1001 to 2000			280,08
Energy charge				2001 to 3000			295,50
Energy charge				Above 3000			310,00
Three phase							
Service charge		80			235,79		
Network charge		80			951,45		
Energy charge				0 to 500			227,28
Energy charge				501 to 1000			260,83
Energy charge				1001 to 2000			280,08
Energy charge				2001 to 3000			295,50
Energy charge				Above 3000			310,00

1C.63

City of Johannesburg Council 2024-05-15 2024-05-22

COJ : SPECIAL MAYORAL COMMITTEE 2024-05-08 2024-05-19

GROUP FINANCE

Item	Units	Breaker size A	Demand kVA	Consumption block kWh/month	Fixed charge R/month	Demand charge R/kVA	Energy charge c/kWh
Residential Conventional resellers' tariffs							
Service charge					236,90		
Network charge					955,91		
Energy charge				0 to 350			212,71
Energy charge				351 to 500			243,99
Energy charge				>500			278,02
Two-part Time of Use Tariffs							
		80					
Three phase							
Service charge					235,79		
Network charge					951,45		
Energy charge (Summer: PEAK)							275,58
Energy charge (Summer: STANDARD)							218,00
Energy charge (Summer: OFF-PEAK)							171,50
Energy charge (Winter: PEAK)							634,02
Energy charge (Winter: STANDARD)							259,72
Energy charge (Winter: OFF-PEAK)							183,27
Two-part Seasonal							
		80					
Service charge					235,79		
Network charge					951,45		
Summer Energy charge				0 to 500			216,16
Summer Energy charge				501 to 1000			249,72
Summer Energy charge				1001 to 2000			268,97
Summer Energy charge				2001 to 3000			284,38
Summer Energy charge				Above 3000			298,89
Winter Energy charge				0 to 500			257,89
Winter Energy charge				501 to 1000			291,45
Winter Energy charge				1001 to 2000			310,69
Winter Energy charge				2001 to 3000			319,81
Winter Energy charge				Above 3000			340,62

1.7 Rules applicable to this category:

City of Johannesburg Council 2024-05-15 2024-05-22

COJ : SPECIAL MAYORAL COMMITTEE 2024-05-08 2024-05-19

GROUP FINANCE

- 1.7.1 A consumer whose capacity exceeds 100 kVA, may on application, be charged in accordance with item 4 (Large Consumers).
- 1.7.2 Customers who had been classified as Residential consumers before 1 July 1999 may retain this classification until such time as their supply is modified or upgraded, or their primary use of electrical energy changes.
- 1.7.3 If a customer elects to change from the Three-Part Flat to the Three-Part Seasonal tariff he/she will be obliged to remain on the Three-Part Seasonal tariff for a minimum period of 12 months before he/she may qualify to migrate to another tariff option.
- 1.7.4 The cost to migrate between tariff options will be determined as reflected in section 6 of this document.
- 1.7.5 Everyone will be expected to take part in any of City of Johannesburg energy saving initiatives.
- 1.7.6 All individuals/customers who qualify for the Extended Social Package (ESP) will receive free electricity as approved by Social Development Department.
- 1.7.7 Customers on the Extended Social Package who are disconnected may not accumulate the allocation of free electricity during the period of disconnection.
- 1.7.8 A maximum of 150 kWh per month may be allocated as free electricity under the Extended Social Package, and will be limited to actual consumption if less than 150 kWh per month is consumed.
- 1.7.9 Billed customers on the ESP will receive the grant as a credit on their bills, the value of which will equal the monetary value to their allocated free bundle.
- 1.7.10 Prepaid Residential customers may collect their free electricity allocations from any of the City Power vending stations.
- 1.7.11 Free allocations that are not claimed in any particular month will be forfeited and may not be carried over to subsequent months.
- 1.7.12 Body Corporates of complexes, flats, cluster developments and all other resellers are required to apply to City Power to qualify for the resellers' tariffs.
- 1.7.13 These parties are also required to provide City Power with an affidavit declaring the number of units in use in the complex, normal consumption tariffs will

1C.65

City of Johannesburg Council 2024-05-15 2024-05-22

COJ : SPECIAL MAYORAL COMMITTEE 2024-05-08 2024-05-19

GROUP FINANCE

apply, as per unit in the complex, rather than the tariff that would be deemed appropriate for the complex as an aggregate. The changes will be implemented from the date of approval by City Power.

1.7.14 Free allocations are not redeemable for cash.

1.7.15 The summer rates for the Three-Part Seasonal Tariffs will be applicable from September to May - both months inclusive. This amounts to a 9-month period per annum.

1.7.16 The winter rates for the Three-Part Seasonal Tariffs will be applicable from June to August - both months inclusive. This amounts to a 3-month period per annum.

1.7.17 Prepaid meters will be reset at the beginning of each month for all pre-paying customers. No block categorisation will be done. All customers will buy the initial 500 kWh in the month at the first block tariff and then advance through the blocks to their ultimate consumption for the month.

2. AGRICULTURAL TARIFF

2.1 This tariff shall apply to property, or portions of land zoned for agricultural purposes, and used for agricultural purposes with a maximum demand of 40kVA.

2.2 Any connection for business purposes on a property, or portions of land zoned for agricultural purposes, will be charged as per section 3 or 4.

2.3 The following charges will be payable per month, or part thereof:

Item	Units	Breaker A	Demand kVA	Consumption kWh/month	Fixed R/month	Demand R/kVA	Energy c/kWh
Agricultural tariffs							
Service charge					710,68		
Network charge					955,91		
Energy charge (Summer: September - May)							265,58
Energy charge (Winter: June - August)							307,34

2.4 Rules applicable to this category:

2.4.1 The agricultural tariff may also be applicable in cases where an erf, stand, lot or any other area, or any subdivision thereof, whether owned by a township

1C.66

City of Johannesburg Council 2024-05-15 2024-05-22

COJ : SPECIAL MAYORAL COMMITTEE 2024-05-08 2024-05-19

GROUP FINANCE

developer or not, with or without improvements can, in the opinion of City Power, be connected to the City Power's mains, regardless whether electricity is consumed or not.

2.4.2 The summer rate will be applicable from September to May - both months inclusive. This amounts to a 9-month period per annum.

2.4.3 The winter rate will be applicable from June to August - both months inclusive. This amounts to a 3-month period per annum.

3. BUSINESS TARIFF

3.1 This tariff shall primarily be applicable to supply consumption capacities not exceeding 100 kVA for purposes other than the purposes specified in item 1 and includes, in particular, a supply for:

3.1.1 Business purposes;

3.1.2 Industrial purposes;

3.1.3 Nursing homes, clinics and hospitals;

3.1.4 Hotels;

3.1.5 Recreation halls and clubs;

3.1.6 Bed & Breakfast houses;

3.1.7 Educational institutions including schools and registered crèches;

3.1.8 Sporting facilities;

3.1.9 Mixed load of non-Residential and Residential;

3.1.10 Welfare organisations of a commercial nature;

3.1.11 Traffic intersections;

3.1.12 Streetlights and billboards;

3.1.11 Temporary connections;

3.1.12 Consumers not provided for under any other item of this tariff.

1C.68

City of Johannesburg Council 2024-05-15 2024-05-22

COJ : SPECIAL MAYORAL COMMITTEE 2024-05-08 2024-05-19

GROUP FINANCE

Rules applicable to this category:

- 3.6.1 Due to capacity constraints everyone may be expected to take part in any of City of Johannesburg energy saving initiatives.
- 3.6.2 The summer rate will be applicable from September to May - both months inclusive. This amounts to a 9-month period per annum.
- 3.6.3 The winter rate will be applicable from June to August - both months inclusive. This amounts to a 3-month period per annum.
- 3.6.4 If a customer in this category would request for a transfer to another tariff option, the customer should remain in that new tariff structure for a minimum period of 12 months before he/she will qualify to migrate to another tariff.
- 3.6.5 The cost of migration between tariffs will be determined as per section 6.
- 3.6.6 Property owners and all other resellers are required to apply to City Power to qualify for the resellers' tariffs. These parties are also required to provide City Power with an affidavit declaring the number of units in use in the complex, normal consumption tariffs will apply, as per unit in the complex, rather than the tariff that would be deemed appropriate for the complex as an aggregate. The changes will be implemented from the date of approval by City Power.

4. LARGE CONSUMERS

- 4.1 This tariff shall be applicable to Business consumers with supply capacities exceeding 100 kVA and shall, on application, be available to all qualifying consumers with supply exceeding 100 kVA.
- 4.2 Subject to the provision of clauses (4.3) and (4,4) below, consumption of electricity shall be charged as follows:
- 4.3 Consumption of electricity shall be charged as follows:

1C.69

City of Johannesburg Council 2024-05-15 2024-05-22

COJ : SPECIAL MAYORAL COMMITTEE 2024-05-08 2024-05-19

GROUP FINANCE

Item	Units	Breaker size A	Demand kVA	Consumption block kWh/month	Fixed charge R/month	Demand charge R/kVA	Energy charge c/kWh
Three Part Tariff: LPU - low voltage							
Service charge					1 895,11		
Network charge					1 694,31		
Demand charge (Summer: September - May)						358,80	
Demand charge (Winter: June - August)						358,80	
Energy charge (Summer: September - May)							238,03
Energy charge (Winter: June - August)							278,82
Three Part Tariff: LPU - medium voltage							
Service charge					1 421,32		
Network charge					7 675,31		
Demand charge (Summer: September - May)						335,38	
Demand charge (Winter: June - August)						335,38	
Energy charge (Summer: September - May)							222,20
Energy charge (Winter: June - August)							263,00
Large consumer tariffs							
Reactive energy	(c/kVARh)						37,64

Minimum Demand Charge Determination.

4.3.1 The minimum demand charge payable monthly in terms of this tariff shall be calculated using the greater of the following:

4.3.1.1 The measured demand, or;

4.3.1.2 A demand of 70 kVA, or;

4.3.1.3 A demand based on the 80% average of the three highest demands recorded over the preceding 12 months with effect from 1 July 2021.

4.4 Rules applicable to this item:

4.4.1 Consumers whose power factor is below 0,96 will be billed for reactive energy supplied in excess of 30% (0,96PF) of total kWh recorded during the entire billing period.

4.4.3 Customers with supply agreements for a demand tariff, originally concluded before 1 July 1999, and a demand of less than 100 kVA may, until further notice, continue to be charged on this tariff.

4.4.4 Voltage categories will be applied as follows:

4.4.4.1 Low Voltage: ≤ 1000 V

1C.70

City of Johannesburg Council 2024-05-15 2024-05-22

COJ : SPECIAL MAYORAL COMMITTEE 2024-05-08 2024-05-19

GROUP FINANCE

4.4.4.2 Medium Voltage: > 1000 V and \leq 33 000 V

4.4.4.3 High Voltage: > 33 000 V

4.4.5 The summer rate will be applicable from September to May - both months inclusive. This amounts to a 9-month period per annum.

4.4.6 The winter rate will be applicable from June to August - both months inclusive. This amounts to a 3-month period per annum.

5. INDUSTRIAL TIME-OF-USE (TOU) TARIFF

5.1 This tariff is available, provided customers meet the qualifying criteria for the industrial TOU tariff as set by City Power.

5.2. The tariff is suitable for Large Consumers who elect to reduce their demand during peak and standard periods and who can reallocate all or part of their load by load management and load shifting capability, as well as other qualifying criteria as may be set by City Power

1C.71

City of Johannesburg Council 2024-05-15 2024-05-22

COJ : SPECIAL MAYORAL COMMITTEE 2024-05-08 2024-05-19

GROUP FINANCE

Item	Units	Breaker size A	Demand kVA	Consumption block kWh/month	Fixed charge R/month	Demand charge R/kVA	Energy charge c/kWh
Three Part TOU Tariff- low voltage							
Service charge					1 895,11		
Network charge					1 694,31		
Demand charge (Summer: September - May)						358,84	
Demand charge (Winter: June - August)						358,84	
Energy charge (Summer: PEAK)							267,76
Energy charge (Summer: STANDARD)							201,59
Energy charge (Summer: OFF-PEAK)							154,96
Energy charge (Winter: PEAK)							637,16
Energy charge (Winter: STANDARD)							243,27
Energy charge (Winter: OFF-PEAK)							166,67
Three Part TOU Tariff- medium voltage							
Service charge					2 605,79		
Network charge					7 247,22		
Demand charge (Summer: September - May)						335,38	
Demand charge (Winter: June - August)						335,38	
Energy charge (Summer: PEAK)							267,76
Energy charge (Summer: STANDARD)							201,59
Energy charge (Summer: OFF-PEAK)							154,96
Energy charge (Winter: PEAK)							637,16
Energy charge (Winter: STANDARD)							243,27
Energy charge (Winter: OFF-PEAK)							166,67
Three Part TOU Tariff- high voltage							
Service charge					28 546,62		
Network charge					33 996,35		
Demand charge (Summer: September - May)						311,89	
Demand charge (Winter: June - August)						311,89	
Energy charge (Summer: PEAK)							267,76
Energy charge (Summer: STANDARD)							201,59
Energy charge (Summer: OFF-PEAK)							154,96
Energy charge (Winter: PEAK)							637,16
Energy charge (Winter: STANDARD)							243,27
Energy charge (Winter: OFF-PEAK)							166,67
Large consumer tariffs							
Reactive energy	(c/kVARh)						37,64

Minimum Demand Charge Determination.

5.3.1 The minimum demand charge payable monthly in terms of this tariff shall be calculated using the greater of the following:

5.3.1.1 The measured demand, or;

5.3.1.2 A demand of 70 kVA, or;

5.3.1.3 A demand based on the 80% average of the three highest demands recorded over the preceding 12 months with effect from 1 July 2021.

5.4 Rules applicable to this item:

5.4.1 Consumers whose power factor is below 0.96 will be billed for reactive energy supplied in excess of 30% (0,96PF) of total kWh recorded during the entire billing period.

1C.72

City of Johannesburg Council 2024-05-15 2024-05-22

COJ : SPECIAL MAYORAL COMMITTEE 2024-05-08 2024-05-19

GROUP FINANCE

5.4.3 Customers with supply agreements for a demand tariff, originally concluded before 1 July 1999, and a demand of less than 100 kVA may, until further notice, continue to be charged on this tariff.

5.4.4 Voltage categories will be applied as follows:

5.4.4.1 Low Voltage: ≤ 1000 V

5.4.4.2 Medium Voltage: > 1000 V and $\leq 33\ 000$ V

5.4.4.3 High Voltage: $> 33\ 000$ V

5.4.5 The summer rate will be applicable from September to May - both months inclusive. This amounts to a 9-month period per annum.

5.4.6 The winter rate will be applicable from June to August - both months inclusive. This amounts to a 3-month period per annum.

5.4.7 All tariff changes will be on request and will only be effected after the necessary approval has been granted to qualifying applicants only.

5.4.8 The TOU periods are defined as follows:

5.4.8.1 Weekdays:

5.4.8.1.1 Peak: 07h00-10h00 and 18h00-20h00

5.4.8.1.2 Standard: 06h00-7h00, 10h00-18h00 and 20h00-22h00

5.4.8.1.3 Off-Peak: 12h00-06h00

5.4.8.1.4 Saturdays:

5.4.8.1.4.1 Peak: None

5.4.8.1.4.2 Standard: 07h00-12h00 and 18h00-20h00

5.4.8.1.4.3 Off-Peak: 12h00-18h00 and 20h00-07h00

5.4.8.1.5 Sundays:

5.4.8.1.5.1 All hours are Off-Peak

5.4.8.1.5.2 Public Holidays

5.4.8.1.5.2.1 Peak: None

5.4.8.1.5.2.2 Standard: 07h00-12h00 and 18h00-20h00

5.4.8.1.5.2.3 Off-Peak: 12h00-18h00 and 20h00-07h00

City of Johannesburg Council 2024-05-15 2024-05-22

COJ : SPECIAL MAYORAL COMMITTEE 2024-05-08 2024-05-19

GROUP FINANCE**6 EMBEDDED GENERATION TARIFF**

		Breaker size	Demand	Consumption block	Fixed charge	Demand charge	Energy charge
Item	Units	A	kVA	kWh/month	R/month	R/kVA	c/kWh
Three Part TOU Tariff- low voltage							
Residential Embedded Generator							96,38
Business and LPU Embedded Generator (<=1MW)							79,86

EMBEDDED GENERATOR MINIMUM CONDITIONS

- In terms of the provision of the Electricity Regulation Act, (Act 4 of 2006) (ERA) generation of electricity is a licensed activity, unless exempted by the Minister of Energy. The approved tariffs are therefore subjected to the provisions of the ERA, and are otherwise interim/pilot.
- This tariff will only apply to customers that are net consumers at City Power and who have invested in embedded generation capacity, are grid-tied (and comply with all the regulations regarding grid connection).
- That the embedded generator is required to register with City Power and the equipment used must comply with the technical standards required by City Power.
- All Large Power Users and Business customers who would be willing to invest in embedded generation with the purpose of supplementing their electricity supply from City Power will have to be on a conventional tariff structure. If they are currently on a prepaid structure, they will be required to migrate to a conventional tariff structure.
- All residential customers who would be willing to invest in embedded generation with the purpose of supplementing their electricity supply from City Power, will have to be on a time-of-use conventional tariff structure. If they are currently on a prepaid structure, they will be required to migrate to the time-of-use conventional tariff structure.
- Embedded generators that are at any time capable of feeding energy back into the grid will require meters with bidirectional metering capability.

1C.74

City of Johannesburg Council 2024-05-15 2024-05-22

COJ : SPECIAL MAYORAL COMMITTEE 2024-05-08 2024-05-19

GROUP FINANCE

- All parties that would invest in generating electricity capacity and who would elect to only feed into the grid (and never draw from the grid) will be treated as an additional supplier under a negotiated power purchase agreement.
- Embedded generation tariff is only applicable to maximum generation capacity of 1MW

7 Special Tariffs

Item	Units	Breaker size A	Demand kVA	Consumption block kWh/month	Fixed charge R/Day	Demand charge R/kVA	Energy charge c/kWh
EMM-Three Part TOU Tariff- low voltage							
Service charge					13 460,96		
Administrative charge					6 067,33		
Notified Maximum Demand Charge						53,25	
Utilised Demand Charge						67,34	
Energy charge (Summer: PEAK)							242,04
Energy charge (Summer: STANDARD)							172,23
Energy charge (Summer: OFF-PEAK)							115,92
Energy charge (Winter: PEAK)							704,57
Energy charge (Winter: STANDARD)							226,11
Energy charge (Winter: OFF-PEAK)							131,09
Reactive energy	(c/kVARh)						31,13
AEL Three Part TOU Tariff- low voltage							
Service charge					414,39		
Administrative charge					186,78		
Notified Maximum Demand Charge						49,86	
Utilised Demand Charge						63,06	
Energy charge (Summer: PEAK)							226,64
Energy charge (Summer: STANDARD)							161,27
Energy charge (Summer: OFF-PEAK)							108,54
Energy charge (Winter: PEAK)							659,74
Energy charge (Winter: STANDARD)							211,72
Energy charge (Winter: OFF-PEAK)							122,75
Reactive energy	(c/kVARh)						29,15

1C.75

City of Johannesburg Council 2024-05-15 2024-05-22

COJ : SPECIAL MAYORAL COMMITTEE 2024-05-08 2024-05-19

GROUP FINANCE

City Of Johannesburg			
Schedule Of Tariffs For The Period July 2024- June 2025			
In terms of Sections 17(3)(a)(ii) and 22(a)(i) and (ii) of the Local Government: Municipal Finance Management Act, 2003 (Act 56 of 2003) and Sections 21(1) and (3), 21A and 75A(3) and (4) of the Local Government: Municipal Systems Act, 2000 (Act 32 of 2000) as amended, it is hereby notified that the City of Johannesburg has, in terms of Sections 11(3)(i) and 75A(1) and (2) of the Local Government: Municipal Systems Act, 2000 (Act 32 of 2000) as amended, read with Section 24(2)(c)(ii) of the Local Government: Municipal Finance Management Act, 2003 (Act 56 of 2003), amended its Tariff of Charges for Electricity Services with effect from 1 July 2024			
GENERAL MISCELLANEOUS SERVICES FEES			
1.00	Type of service (Requested by or caused by the customer)	Amount	Amount Inc VAT
1.01	Replacement of the Split-Pre Pay Meter Customer meter card-	R 62,14	R 71,47
1.02	Replacement of the Split-Pre Pay Meter Customer Interface Unit or keypad-	R 590,33	R 678,88
1.03	On site Special Meter Reading of a Non programmable 80A Single phase Meter	R 652,47	R 750,34
1.04	On site Special Meter Reading of a Programmable 80A Single Phase Meter	R 1 066,74	R 1 226,75
1.05	Tariff Change from Three-Part Seasonal Tariff to Three-Part Flat Tariff or vice versa charge - no meter change or meter reading required	R 352,12	R 404,94
1.06	Tariff Change from Domestic Tariff to Domestic Time of Use (TOU) Tariff include on site Special meter Reading (Smart Meter suitable)	R 658,01	R 756,71
1.07	Tariff Change from Domestic Tariff to Domestic Time of Use (TOU) Tariff include on site Special meter Reading (Require a Meter Change)	R 1 231,07	R 1 415,74
1.08	Tariff Change From Domestic / Business To Domestic / Business Reseller Tariff	R 2 300,00	R 2 645,00
1.09	For testing the accuracy of a 80A meter:	R 654,93	R 753,17
1.10	For Testing the accuracy of a meter for a supply > 70 kVA:	R 3 759,47	R 4 323,39
1.11	On site Special Meter Reading and Firm Ware Upgrade for Single Phase SMART METER up to 17.5kVA	R 1 025,31	R 1 179,10
1.12	On site Special Meter Reading and Firm Ware Upgrade for Three Phase SMART METER up to 56kVA	R 1 574,21	R 1 810,34
1.13	Contractor's visit: Customer side not ready for connection..	R 1 284,22	R 1 476,86
1.14	For each attendance as a result of a complaint of loss of supply caused by the consumer's own electrical installation	R 664,84	R 764,57
1.15	Administration fee for Energy Wheeling Agreements	R 6 550,00	R 7 532,50
1.16	Tampering with load management equipment and or bypassing of the equipment (single dwelling)	R 4 629,43	R 5 323,84
1.17	Tampering with load management equipment and or bypassing of the equipment (Multiple dwelling - Rate per dwelling)	R 4 629,43	R 5 323,84
1.18	Warning Notice of the Impending Disconnection of supply less than 56 Keva--Due to charges in arrears_ No change to meter & MCB)	R 538,54	R 619,33
1.19	Disconnection or isolation of supply less than 56 kVA only --Due to charges in arrears_ (no change to meter & MCB)	R 1 023,20	R 1 176,68
1.20	Re-connection of supply less than 56 kVA only--Due to charges in arrears_ (no change to meter & MCB)	R 1 025,31	R 1 179,10
1.21	Re-connection of supply less than 56 kVA only--Due to charges in arrears_ (no change to meter & MCB)	R 2 682,37	R 3 084,73
1.22	Re-connection of supply less than 56 kVA only--Due to charges in arrears_ (no change to meter & MCB)	R 2 682,37	R 3 084,73
1.23	Re-connection of supply less up to 17 kVA only--Due to illegal connection, tampering or bypassing of the energy meter or its supply. (no change to meter & MCB)	R 7 539,65	R 8 670,60
1.24	Re-connection of supply up to 56 kVA only--Due to illegal connection, tampering or bypassing of the energy meter or its supply. (no change to meter & MCB)	R 15 379,64	R 17 686,59
1.25	Re-connection of supply greater than 56 kVA only--Due to illegal connection, tampering or bypassing of the energy meter or its supply. (no change to meter & MCB) per ampere above 100 amperes	R 155,35	R 178,65
1.26	Replacing a pole any excluding light fitting (New)	R 3 624,83	R 4 188,56
1.27	Replacing of light fitting including bulb (New)	R 2 071,33	R 2 382,03

1C.76

City of Johannesburg Council 2024-05-15 2024-05-22

COJ : SPECIAL MAYORAL COMMITTEE 2024-05-08 2024-05-19

GROUP FINANCE

OTHER MISCELLANEOUS SERVICES FEES FOR SPLV AND LARGE POWER USERS			
2,00	Type of service (Requested by or caused by the customer)	Amount	Amount Inc. VAT
2,01	On site Special Meter Reading and Firm Ware Upgrade for SMART METER	R 1 853,84	R 2 131,91
2,02	Tariff Change from Business to Demand Tariff: Special reading of a Programmable AMR Meter (Service connection suitable)	R 1 852,80	R 2 130,72
2,03	Tariff Change from Demand Tariff to Demand Time of Use (TOU) Tariff include Special meter Reading (Smart Meter suitable)	R 1 857,34	R 2 135,94
2,04	Tariff Change from Demand Tariff to Demand Time of Use (TOU) Tariff include Special meter Reading (Require a Meter Change)	R 3 086,29	R 3 549,23
2,05	For each subsequent testing of a consumer's main low voltage circuit breaker	R 1 232,44	R 1 417,30
2,06	Tariff Change from Demand Tariff to Business Tariff the Service Connection Requires to be Downgrade to 150A	Actual Fee less min fee of the detail design fee of R12 455. 00 (excl. VAT)	
2,07	Disconnection or isolation for all SPLV & MV supply	R 6 804,32	R 7 824,97
2,08	Re-connection of supply for all SPLV & MV supply	R 6 804,32	R 7 824,97
2,09	For any work carried out by City Power for the benefit of and at the request of the applicant	R 13 608,65	R 15 649,95
2,10	Relocation or the Removal of supply equipment	Actual Fee less min fee of the detail design fee of R12 455. 00 (excl. VAT)	
2,11	After normal business hours surcharge	<i>Twice normal fee</i>	<i>Twice normal fee plus VAT</i>
OTHER MISCELLANEOUS SERVICES FEES FOR EVENTS (NEW)			
3.00	Type of service (Requested by or caused by the customer)	Amount	Amount Inc. VAT
3.01	Generator hired for Standby only not running	Its per quotation per generator size	
3.02	Generator hired for Standby but it is running all the time	Its per quotation per generator size including Diesel	
3.03	VOC Resources during Sports excluding technical team per event (during weekday including Saturday)	R 1 242,80	R 1 429,22
	VOC Resources during Sports excluding technical team per event (Sunday and Public Holidays)	R 1 864,20	R 2 143,83
	VOC Resources during Sports excluding technical team per event (None City Power area of supply during weekday including Saturday)	R 921,74	R 1 060,00
	VOC Resources during Sports excluding technical team per event (None City Power area of supply Sunday and Public Holiday)	R 1 382,62	R 1 590,01
3.04	Technical Team Resources during Sports per event per team of two (during the week including Saturday)	R 1 657,07	R 1 905,63
	Technical Team Resources during Sports per event per team of two (Sunday and Public Holiday)	R 2 485,60	R 2 858,44
	VOC Resources during Sports excluding technical team per hour (during weekday including Saturday)	R 207,13	R 238,20
	VOC Resources during Sports excluding technical team per hour (Sunday and Public Holidays)	R 310,70	R 357,30
3.05	For each subsequent testing of a consumer's main low voltage circuit breaker	R 1 232,44	R 1 417,30
3.06	Assisting to any plugs and light fittings for any events per event	Its per quotation according to number of plugs and lighting	

1C.77

City of Johannesburg Council 2024-05-15 2024-05-22

COJ : SPECIAL MAYORAL COMMITTEE 2024-05-08 2024-05-19

GROUP FINANCE

City Of Johannesburg					
Schedule Of Tariffs For The Period July 2024- June 2025					
In terms of Sections 17(3)(a)(i) and 22(a)(i) and (ii) of the Local Government: Municipal Finance Management Act, 2003 (Act 56 of 2003) and Sections 21(1) and (3), 21A and 75A(3) and (4) of the Local Government: Municipal Systems Act, 2000 (Act 32 of 2000) as amended, it is hereby notified that the City of Johannesburg has, in terms of Sections 11(3)(i) and 75A(1) and (2) of the Local Government: Municipal Systems Act, 2000 (Act 32 of 2000) as amended, read with Section 24(2)(ii) of the Local Government: Municipal Finance Management Act, 2003 (Act 56 of 2003), amended its Tariff of Charges for Electricity Services with effect from 1 July 2018					
RECONNECTIONS MISCELLANEOUS SERVICES FEES					
4.00	Type of service (Reconnection fees when customer bypassed or bridged meters for all categories and customer types)	Penalty Fee	Reconnection Fee	Total Excl VAT	Amount Ino VAT
4.01	Single Phase less or equal to 80/80 Amp (Tempering and/or bypassing of the equipment or meter or supply (All types of Dwelling)	R 4 313,84	R 7 898,37	R 12 210,01	R 14 041,51
4.02	Three Phases less or equal to 80/80 Amp (Tempering and/or bypassing of the equipment or meter or supply (Single Dwelling)	R 4 313,84	R 20 687,18	R 24 900,80	R 28 835,92
4.03	Pensioners (NB: The first out only or only once)	R 4 313,84	R 0,00	R 4 313,84	R 4 980,89
4.04	Three Phases above 100kVA	R205/kVA after 100kVA	R 7 898,37	To be calculated	To be calculated
4.05	Tampering with load management equipment and or bypassing of the equipment (Multiple dwelling - Rate per dwelling)	R 4 313,84	R 4 862,31	R 9 285,95	R 10 855,84

Conversion from a conventional credit meter to prepaid meter.					
For all new domestic and non-domestic supplies - ≤ 60 kVA @ 230V or 400V AC					
City power will provide and install a split Prepaid meter and/or an on site Meter Reading and Firm Ware Upgrade of a smart meter up to 60kVA.					
The customer is to provide and install all internal low voltage equipment and the meter box on the stand/Erf boundary					
City power will replace the existing meter box on the existing meter box on the stand/Erf boundary using the existing service cable					
Item	Size	Connection fee	Maximum network capacity fee	Total connection fee	Inc. VAT
1a	1 Phase ≤80 Amp (Existing meter box on boundary using existing cable and or an "On site Special Meter Reading and Firm Ware Upgrade" for Single Phase SMART METER)	R 1 275,00	R 0,00	R 1 275,00	R 1 466,25
1b	3 Phase ≤80 Amp (Existing meter box on boundary but using existing cable and or an On site Special Meter Reading and Firm Ware Upgrade for Three Phase SMART METER)	R 2 300,00	R 0,00	R 2 300,00	R 2 645,00

For all new domestic and non-domestic supplies					
Up to 60 kVA @ 230V or 400V AC Pre-Paid or Conventional Meter					
City Power will install a new domestic or non-domestic supply and provide and install a pre-paid power line split meter or a conventional credit kWh meter in the customer's meter box via a new service cable from City Power's distribution point					
The customer is to provide and install all the low voltage equipment and a meter box on the stand boundary with street frontage					
Item	Size	Connection fee	Maximum network capacity fee	Total connection fee	Inc. VAT
2a	1 Phase ≤80 Amp (New meter box and new cable to be provided on the boundary)	R 8 250,00	R 0,00	R 8 250,00	R 9 487,50
	3 Phase ≤80 Amp (New meter box and new cable to be provided on the boundary)	R 21 600,00	R 6 060,00	R 27 660,00	R 32 072,50

For all new domestic and non-domestic supplies (Developer installed reticulation)					
Up to 60 kVA @ 230V or 400V AC Pre-Paid or Conventional Meter					
Where the Developer has installed the service cable from City Power's distribution point to accommodate the capacity of the new domestic or non-domestic supply, (In specified areas only)					
The customer is to provide and install all internal low voltage equipment and the Communal Meter Kiosk on the stand/Erf boundary with street frontage					
City Power will provide and install a split Prepaid meter or conventional credit meter in the communal meter receptacle on the stand/Erf boundary					
Item	Size	Connection fee	Maximum network capacity fee	Total connection fee	Inc. VAT
2b	1 Phase ≤80 Amp (New meter box to be provided on the boundary). On application to planning	R 3 000,00	R 0,00	R 3 000,00	R 3 450,00
	3 Phase ≤80 Amp (New meter box to be provided on the boundary) On application to planning	R 6 900,00	R 0,00	R 6 900,00	R 7 935,00

New prepaid domestic supplies for electrification projects.					
Prepaid Service Connection 12 kVA @ 230V AC					
Item	Size	Connection fee	Maximum network capacity fee	Total connection fee	Inc. VAT
2c	New 60 Amp Prepaid supplies (Infrastructure / Meter and connection fee subsidized by DME / U SDG funds)	R 735,00	R 0,00	R 735,00	R 845,25

1C.78

City of Johannesburg Council 2024-05-15 2024-05-22

COJ : SPECIAL MAYORAL COMMITTEE 2024-05-08 2024-05-19

GROUP FINANCE

Increase the capacity of a small power user service connection					
Up to 56 kVA @ 230V or 400V AC					
3	Increase in capacity - Change of the Main Miniature Circuit Breaker size (MCB) The customer is to provide and install all internal low voltage equipment and the meter box on the stand/Erf boundary				
Item	Size	Connection fee	Maximum network capacity fee	Total connection fee	Inc. VAT
3a	1 Phase 60A to 80 Amp change MCB only (Existing meter box & cable on boundary)	R 1 600,00	R 5 065,00	R 6 665,00	R 7 664,75
	1 Phase 60A to 80 Amp (New meter box to be provided on the boundary in line with the existing service cable i.e. New Point of Entry)	R 4 125,00	R 5 065,00	R 9 190,00	R 10 568,50
	1 Phase 60A to 80 Amp (New meter box to be provided on the boundary that requires a new service cable)	R 8 250,00	R 5 065,00	R 13 315,00	R 15 312,25
	1Phase 60A or 80A to 3 Phase 80 A (New meter box on the boundary)	R 21 500,00	R 50 650,00	R 72 150,00	R 82 972,50
3b	3 Phase 60A to 80 Amp change MCB only (Existing meter box on boundary)	R 3 050,00	R 15 195,00	R 18 245,00	R 20 981,75
	3 Phase 60A to 80 Amp (New meter box to be provided on the boundary in line with the existing service cable i.e. New Point of Entry)	R 9 750,00	R 15 195,00	R 24 945,00	R 28 686,75
	3 Phase 60A to 80 Amp (New meter box to be provided on the boundary that requires a new service cable)	R 21 500,00	R 15 195,00	R 36 695,00	R 42 199,25
Reduction of the capacity of a small power user service connection					
Up to 56 kVA @ 230V or 400V AC					
3 cont	Reduction of Supply from 56 kVA @ 400V AC to 18 kVA or 230V AC : Change of number of phases from Three (3) Phase to Single Phase (1) <= 80 Amp The customer is to provide and install all internal low voltage equipment and the meter box on the stand/Erf boundary				
Item	Size	Connection fee	Maximum network capacity fee	Total connection fee	Inc. VAT
3c	1 Phase <=80 Amp (Change the MCB only , in the existing meter box on boundary)	R 1 600,00	R 0,00	R 1 600,00	R 1 840,00
	1 Phase <=80 Amp (New meter box to be provided on the boundary in line with the existing service cable)	R 4 125,00	R 0,00	R 4 125,00	R 4 743,75
	1 Phase <=80 Amp (New meter box to be provided on the boundary that requires a new service cable)	R 8 250,00	R 0,00	R 8 250,00	R 9 487,50

1C.79

City of Johannesburg Council 2024-05-15 2024-05-22

COJ : SPECIAL MAYORAL COMMITTEE 2024-05-08 2024-05-19

GROUP FINANCE

New point of entry for a small power user service connection						
Up to 56 kVA @ 230V or 400V AC						
<p>4 New Point of entry, where the applicant has installed a new meter box on the stand/Erf boundary as well as all the internal low voltage equipment.</p> <p>City power will relocate the existing meter/s or replace them with a similar meter/s in the New meter box on the stand/Erf boundary via the existing or new service cable</p>						
Item	Size	Connection fee	Maximum network capacity fee	Total connection fee	Inc. VAT	
4a	1 Phase <=80 Amp (New meter box on boundary via the existing cable)	R 4 125,00	R 0,00	R 3 850,00	R 4 427,50	
4b	3 Phase <=80 Amp (New meter box to be provided on the boundary via the existing cable)	R 10 450,00	R 0,00	R 9 750,00	R 11 212,50	
Low voltage large power user service connections (LV LPU)						
From 70 kVA to 1 000 kVA @ 400V AC						
<p>5 These Service Connection Fees Are For Proclaimed Townships Only.</p> <p>LV LPU Service Connections between 70 kVA and 1000 kVA @ 400V AC -On application to City Power's Service Connection Department</p>						
<p>Note#1a_ The maximum network capacity fee or the lesser of the difference between the applied capacity less the entitled (Zoned) capacity at the low voltage network rate is payable to cover the capital cost of the additional spare capacity that has been applied for</p> <p>Note#1b_ The minimum network capacity fee for Res 1 developments will be limited to a summated ADMD of 5kVA/1000 and a notified demand of a maximum of 17.5kVA per connection, unless a to the registration of a "Servitude of Restraint" limiting the capacity of the proposed individual portions of the development</p>						
Item	Size	Non refundable Design fee	Connection fee	Maximum network capacity fee	Total connection fee	Inc. VAT
5a	70 kVA	R 30,000,00	R 245 000,00	R 282 450,00	R 528 450,00	R 607 717,50
	105kVA	R 30,000,00	R 310 000,00	R 423 675,00	R 733 675,00	R 843 726,25
	140kVA	R 30,000,00	R 360 000,00	R 564 900,00	R 924 900,00	R 1 063 635,00
	175kVA	R 30,000,00	R 410 000,00	R 706 125,00	R 1 116 125,00	R 1 283 543,75
	210kVA	R 30,000,00	R 515 000,00	R 847 350,00	R 1 362 350,00	R 1 566 702,50
5b	315kVA	R 30,000,00	R 747 500,00	R 1 271 025,00	R 2 018 525,00	R 2 321 303,75
	400 kVA	R 30 000,00	R 887 500,00	R 1 614 000,00	R 2 501 500,00	R 2 876 725,00
	500kVA	R 30,000,00	R 950 000,00	R 2 017 500,00	R 2 967 500,00	R 3 412 625,00
	630kVA	R 30,000,00	R 1 04 500,00	R 2 542 050,00	R 2 646 550,00	R 3 043 532,50
	1000kVA	R 30,000,00	R 1 470 000,00	R 4 035 000,00	R 5 505 000,00	R 6 330 750,00
All new large power user- low voltage supplies, > 56kVA in proclaimed townships where the developer has provided the miniature substations as part of the township reticulation infrastructure to the designed capacity						
Item	Size	Non refundable Design fee	Connection fee	Note#1_ Network capacity fee	Total Service Connection fee	
5c	LV LPU 70 kVA - 1000 kVA @ 400 V AC	R 16 500,00	On application -Actual Fee (min fee as per detail design fee)	On application -	On application -Actual Fee(min fee as per detail design fee)	

1C.80

City of Johannesburg Council 2024-05-15 2024-05-22

COJ : SPECIAL MAYORAL COMMITTEE 2024-05-08 2024-05-19

GROUP FINANCE

Medium voltage large power user service connections (MVLPU)
 ≥ 800 kVA @ 11 000 V / 6 600 V AC

These Service Connection Fees Are For Proclaimed Townships Only.
 6 LV LPU Service Connections between 70 kVA and 1000 kVA @ 400V AC -On application to City Power's Service Connection Department
 City Power will provide and install a bulk metering kiosk on the stand/Erif boundary for service connections less than 2500 kVA

Note#1a_ The maximum network capacity fee or the lesser of the difference between the applied capacity less the entitled (Zoned) capacity at the medium voltage network is payable to cover the capital cost of the additional spare capacity that has been applied for

 Note#1b_ The minimum network capacity fee for Res 1 developments will be limited to a summated ADMD of 5kVA/1000 units and a notified demand of a maximum of 17.5kVA per Connection, unless there is a "Servitude of Restraint" limiting the capacity of the proposed individual portions of the development

Item	Size	Non refundable Design fee	Connection fee	Maximum network capacity fee	Total connection fee Excl. VAT	Total connection fee Inc. VAT
6a	800 kVA	R 30,000.00	R 765 000.00	R 3 228 000.00	R 3 993 000.00	R 4 591 950.00
	1000 kVA	R 30,000.00	R 797 500.00	R 4 035 000.00	R 4 832 500.00	R 5 557 375.00
	1200 kVA	R 30,000.00	R 925 000.00	R 4 842 000.00	R 5 767 000.00	R 6 632 050.00
	1500 kVA	R 30,000.00	R 1 020 000.00	R 6 052 500.00	R 7 072 500.00	R 8 133 375.00
	2000 kVA	R 30,000.00	R 1 285 000.00	R 8 070 000.00	R 9 355 000.00	R 10 758 250.00
	2500 kVA	R 30,000.00	R 1 500 000.00	R 10 087 500.00	R 11 587 500.00	R 13 325 625.00
6b	All new MVLPU service connections with a capacity greater than 2500 kVA	R 30,000.00	On application -Actual Fee (min fee as per detail design fee)	Fee at point of connection x difference between capacity applied for a nd entitlement	On application -Actual Fee (min fee as per detail design fee)	On application -Actual Fee (min fee as per detail design fee)

All new medium voltage large power users connections ≥ 800kVA @ 11 000V or 6 600V AC in proclaimed townships ,where the developer has installed the appropriate reticulation when the services for the township were installed and it catered for the maximum zoned capacity

Item	Size	Non refundable Design fee	Connection fee	Note#1_ Network capacity fee	Total Service Connection fee
6c	MVLPU ≥ 800 kVA @ 11000V or 6600V AC	R 17 500.00	On application -Actual Fee (min fee as per detail design fee)	Fee at point of connection x difference between capacity applied for a nd entitlement	On application -Actual Fee(min fee as per detail design fee)

1C.81

City of Johannesburg Council 2024-05-15 2024-05-22

COJ : SPECIAL MAYORAL COMMITTEE 2024-05-08 2024-05-19

GROUP FINANCE

All Connections In Areas Zoned Agricultural Holdings, additional service connections to Erven e.g. Mobile cellular towers and connections in the road reserve					
Note:#3_ The Maximum Network capacity fee or the lesser of the difference of the Applied capacity less the entitled (Zoned) capacity at is payable to cover the Capital cost of the additional Spare capacity Applied for					
Item	Description	Enquiry Fee	Connection Fee	Maximum network capacity fee	Total connection fee
7a	≤ 56 kVA - All connections in areas zoned agricultural holdings, or service connections in the road reserve.	No Charge	On application -(Greater of costs as per item 2 or actual cost)	On application	On application -(Greater of costs as per item 2 or actual cost)
7b	≥ 56 kVA All connections in area zoned agricultural holdings with additional consent uses	R30,000.00	On application -(Greater of costs as per item 5 or actual cost)	On application	On application -(Greater of costs as per item 5 or actual cost)
Engineering Study Fees					
8	For engineering studies for small scale embedded generation and / wheeling, based on the capacity of generation plant to be installed (per investigation)				
Item	Voltage At Point Of Connection	Capacity Of Generation Plant	Study fee	Inc. VAT	
8a	230 / 400V	0 - 350 kVA - No Study Required	No Charge	No Charge	
	400 V	0 - 350 kVA @ 400 V AC	R 4 750,00	R 5 462,50	
	400 V	351 kVA - 1000 kVA	R 4 750,00	R 5 462,50	
	6 600 / 11 000 / 33 000 V	351 kVA - 1000 kVA	R 20 000,00	R 23 000,00	
	6 600 / 11000 / 33 000 V	1000 kVA-5000 kVA	R 26 500,00	R 28 750,00	
	6 600 / 11 000/ 33 000 V	> 5000 kVA	R 51 275,00	R 58 964,25	
Contribution towards the Shared Electrical Engineering Services					
In terms of the Spatial Planning And Land Use Management Act (Act 16 of 2013) and any other relevant town planning and land use management legislation. The applicant will be required to contribute towards the capital costs for the establishment of the "Shared" external electrical services up to the point of common coupling, that will required to service the affected land parcel, as a result of a rezoning a mendment scheme applications, the establishment of new townships or any other relevant town planning application.					
The contribution will be dependent on the required capacity and the point of common coupling to the Shared services as outlined in the table below					
Contribution towards the Shared External Electrical Engineering Services					
Point of Common Coupling to the Shared Electrical Engineering Services	Supply capacity at the Point of Common Coupling	Rate of contribution R/kVA (inc VAT)			
In feed Point	>150MVA @88 kV	R 816,50			
HV 132 / 88 kV Transmission Line	>18,0MVA	R 1 999,85			
HV 132 / 88 kV Primary Substation	6,000 MVA < x < 18,000MVA	R 1 999,85			
MV 6.6 / 11 kV Satellite substation	2,500 MVA < x < 6,000 MVA	R 3 335,00			
MV 6.6 / 11 kV Distributer Ring	56 kVA < x < 2,500 kVA	R 4 640,25			
Low Voltage SDB/CMK	0 kVA < x < 56 kVA	R 5 824,75			

City of Johannesburg Council 2024-05-15 2024-05-22

COJ : SPECIAL MAYORAL COMMITTEE 2024-05-08 2024-05-19

GROUP FINANCE

ANNEXURE 5

AMENDMENT OF TARIFF OF CHARGES FOR PROVISION OF AIR QUALITY MANAGEMENT SERVICES IN TERMS OF THE CITY OF JOHANNESBURG AIR POLLUTION CONTROL BY-LAWS 2021 FOR PERIOD 1 JULY 2024 TO 30 JUNE 2025

In terms of Sections 17(3)(a)(ii) and 22(a)(i) and (ii) of the Local Government: Municipal Finance Management Act, 2003 (Act 56 of 2003) and Sections 21(1) and (3), 21A and 75A(3) and (4) of the Local Government: Municipal Systems Act, 2000 (Act 32 of 2000) as amended, it is hereby notified that the City of Johannesburg has, in terms of Sections 11(3)(i) and 75A(1) and (2) of the Local Government: Municipal Systems Act, 2000 (Act 32 of 2000) as amended, read with Section 24(2)(c)(ii) of the Local Government: Municipal Finance Management Act, 2003 (Act 56 of 2003), amended its Tariff of charges in respect of the following with effect from 1 July 2024.

Service	Applicable legislation	Present Tariffs of Charges (R)	Proposed Tariffs of Charges (R)
Application fee for Permit for scheduled activity	Air Pollution Control By-laws 2021	970.00	1015.59
Application fee for changing of permit activities	Air Pollution Control By-laws 2021	485.00	507.80
Renewal of permit for scheduled activities	Air Pollution Control By-laws 2021	485.00	507.80

City of Johannesburg Council 2024-05-15 2024-05-22

COJ : SPECIAL MAYORAL COMMITTEE 2024-05-08 2024-05-19

GROUP FINANCE

ANNEXURE 6

AMENDMENT OF TARIFF OF CHARGES IN RESPECT OF LAND DEVELOPMENT APPLICATIONS DONE IN TERMS OF THE PROVISIONS OF SPATIAL PLANNING AND LAND USE MANAGEMENT ACT, 2013, THE MUNICIPAL PLANNING BY-LAW 2016, THE VARIOUS TOWN PLANNING AND TOWNSHIP ORDINANCES, DIVISION OF LAND ORDINANCE, 1986, AND MISCELLANEOUS FEES FOR PERIOD 1 JULY 2024 TO 30 JUNE 2025

ANNEXURE A

AMENDMENT OF TARIFF OF CHARGES IN RESPECT OF LAND DEVELOPMENT APPLICATIONS DONE IN TERMS OF THE PROVISIONS OF THE CITY OF JOHANNESBURG MUNICIPAL PLANNING BY-LAW 2016, AND MISCELLANEOUS FEES

In terms of Sections 17(3)(a)(ii) and 22(a)(i) and (ii) of the Local Government: Municipal Finance Management Act, 2003 (Act 56 of 2003) and Sections 21(1) and (3), 21A and 75A(3) and (4) of the Local Government: Municipal Systems Act, 2000 (Act 32 of 2000) as amended, it is hereby notified that the City of Johannesburg has, in terms of Sections 11(3)(i) and 75A(1) and (2) of the Local Government: Municipal Systems Act, 2000 (Act 32 of 2000) as amended, read with Section 24(2)(c)(ii) of the Local Government: Municipal Finance Management Act, 2003 (Act 56 of 2003), amended its Tariff of charges in respect of the following with effect from 1 July 2024.

The following charges will be effective from 1 July 2024 – 30 June 2025:

A. MUNICIPAL PLANNING BY-LAW 2016

NO	SECTION	DESCRIPTION	APPROVED TARIFF 2023/2024	PROPOSED NEW TARIFF 2024/2025
1	19 or Land Use Scheme	Consent use application including the following: -Second dwelling unit -Site development plan -Parking relaxation -Height increase	R1 131	R1 185
2	19.(7)(d)	Withdrawal of consent use application	R582	R610
3	19. (10)	Application for an extension of time to pay the contributions and the amount of money envisaged in section 19. (7)(e) and (f), in	R370	R389

1C.84

City of Johannesburg Council 2024-05-15 2024-05-22

COJ : SPECIAL MAYORAL COMMITTEE 2024-05-08 2024-05-19

GROUP FINANCE

NO	SECTION	DESCRIPTION	APPROVED TARIFF 2023/2024	PROPOSED NEW TARIFF 2024/2025
		respect of a consent use application.		
4	20	Relaxation of a Building Line	R644	R675
5	21	Amendment of a Town Planning Scheme/ Land Use Scheme(Rezoning)	R7 528 per erf/property contained in the application unless properties have the same owner and are contiguous	R7 889 per erf/property contained in the application unless properties have the same owner and are contiguous
6	22. (4)	Publication of amendment of a land use scheme in the Provincial Gazette or any appeal upheld and any correction thereof resultant from further changes/amendments by the applicant	Cost as determined by Government Printer plus 15%.	Cost as determined by Government Printer plus 15%.
7	22.(5)	Abandonment (full or part)of the approval of an amendment of the land use scheme application	R1 131	R1 185
8	25.(3)(a)	Request to repeal the land use scheme	R1 131	R1 185
9	25.(3)(b)	Application for the further amendment of the land use scheme	R1 131	R1 185
10	25.(4)	Publication of a repeal notice in the Provincial Gazette	Cost as determined by Government Printer plus 15%.	Cost as determined by Government Printer plus 15%.
11	25.(5)	Application to refund the contribution already paid in respect of a repealed land use scheme	R582	R610
12	25.(8)(a)	Request to pay the contributions in instalments.	R582	R610
13	25.(8)(b)	Request that the prospective new purchaser pays the contribution after the transfer of the property.	R582	R610
14	25.(8)(c)	Request that payment of the contribution be postponed and that a guarantee for the	R582	R610

1C.85

City of Johannesburg Council 2024-05-15 2024-05-22

COJ : SPECIAL MAYORAL COMMITTEE 2024-05-08 2024-05-19

GROUP FINANCE

NO	SECTION	DESCRIPTION	APPROVED TARIFF 2023/2024	PROPOSED NEW TARIFF 2024/2025
		contributions may be submitted to the Council.		
15	26.(1)	Application to establish a township.	R7 528	R7 889
16	26.(10)(a)	Amendment of township application prior to approval, at the request of the applicant.	R1 488	R1 560
17	26.(10)(b)	Amendment of township application prior to approval, at the request of the Council.	R1 488	R1 560
18	27.(1)	Application to enter into a contract or grant an option prior to the proclamation of the township.	R370	R388
19	28.(5)	Application for extension of time to obtain approval of the General Plan.	R 370	R388
20	28.(8)(a)	Application to amend the township approval before the General Plan has been approved <ul style="list-style-type: none"> • a non-material amendment which warrants no advertisement excluding the amendment of the layout of the erven; • a non-material amendment that warrants no advertisement to amend the layout of the erven. 	R 370 R1 503	R388 R1 575
21	28.(8)(b)	Application to amend the township approval after the General Plan has been approved (a non-material amendment which warrants no advertisement) excluding the amendment of the layout of the erven.	R370	R388
22	28.(8)(b)	Application to amend the layout of the erven in the township after the General Plan has been	R1 503	R1 575

1C.86

City of Johannesburg Council 2024-05-15 2024-05-22

COJ : SPECIAL MAYORAL COMMITTEE 2024-05-08 2024-05-19

GROUP FINANCE

NO	SECTION	DESCRIPTION	APPROVED TARIFF 2023/2024	PROPOSED NEW TARIFF 2024/2025
		approved.		
23	28.(10)	Application for extension of time to lodge the necessary documents to the Registrar of Deeds, for the opening of the township register.	R370	R388
24	28.(15)	Publication of the notice in the Provincial Gazette to declare a township as an approved township or any appeal upheld and any correction thereof resultant from further changes/amendments by the applicant.	Cost as determined by Government Printer plus 15%.	Cost as determined by Government Printer plus 15%.
25	29.(1)	Application to issue the certificate that erven may be transferred, contributions have been paid, services installed, building plans may be approved etc.	R370	R388
26	31.(1)	Application to phase an approved (not proclaimed) township into two or more townships (by the applicant or if directed by the Council to do so).	R1 368 per newly created township	R1 434 per newly created township
27	31.(1)(a)	Application for extension of time to submit an application to phase an approved township.	R370	R388
28	31.(4)	Application for extension of time to submit to the Council, the plans, diagrams or other documents and information required from the applicant in respect of the newly created townships.	R370 per township	R388 per township
29	32.	Extension of boundaries of a township of an approved (proclaimed) township.	R7 457	R7 815
30	33.(1)(a)	Subdivision of an Erf	R 846 + R 36 per portion exceeding 5 portions	R 887 + R 38 per portion exceeding 5

1C.87

City of Johannesburg Council 2024-05-15 2024-05-22

COJ : SPECIAL MAYORAL COMMITTEE 2024-05-08 2024-05-19

GROUP FINANCE

NO	SECTION	DESCRIPTION	APPROVED TARIFF 2023/2024	PROPOSED NEW TARIFF 2024/2025
				portions
31	33.(1)(b)	Consolidation of Erven	R 540	R566
32	33.(10) read with (11)	Application for extension of time to: <ul style="list-style-type: none"> • obtain approved sub-division or consolidation diagrams from the Surveyor-General; • submit the documents to the Registrar of Deeds for registration of the subdivision or consolidation. 	R370	R388
33	34.(1)(a)	Application to cancel the sub-division or consolidation approval	R940	R985
34	34.(1)(b)	Application to amend, delete or add a condition to the sub-division or consolidation approval	R940	R985
35	34.(1)(c)	Application to amend the sub-division or consolidation plan	R940	R985
36	34.(5)	Application to issue the certificate that the conditions of the subdivision of erven, have been complied with.	R 762 for the first portion to be transferred (Power of Attorney to Transfer) or to be created (Certificate of Registered Title) and thereafter R 372 per portion	R 799 for the first portion to be transferred (Power of Attorney to Transfer) or to be created (Certificate of Registered Title) and thereafter R390 per portion
37	34.(6)	Application to issue the certificate that the conditions of the consolidation of erven, have been complied with.	R 762 for the first two erven mentioned in the Certificate of Consolidated Title and thereafter R 380 per erf.	R799 for the first two erven mentioned in the Certificate of Consolidated Title and thereafter R399 per erf.
38	35.(1)	Subdivision of any other land	R6 115	R6 409
39	35.(7)	Application for extension of time to lodge the division plans with the Surveyor General for	R 370	R388

1C.88

City of Johannesburg Council 2024-05-15 2024-05-22

COJ : SPECIAL MAYORAL COMMITTEE 2024-05-08 2024-05-19

GROUP FINANCE

NO	SECTION	DESCRIPTION	APPROVED TARIFF 2023/2024	PROPOSED NEW TARIFF 2024/2025
		approval.		
40	37.(1)	Application to issue the certificate that the conditions of division of other land have been complied with.	R 762 for the first portion to be transferred (Power of Attorney to Transfer) or to be created (Certificate of Registered Title) and thereafter R 380 per portion	R 799 for the first portion to be transferred (Power of Attorney to Transfer) or to be created (Certificate of Registered Title) and thereafter R399 per portion
41	38.	Application to alter, amend or partially or totally cancel the General Plan of an approved (proclaimed) township.	R1 131	R1 185
42	39.(5)	Application for extension of time to submit the plans, diagrams or other documents to the Surveyor General to give effect to the alteration, amendment or cancellation of the General Plan.	R370	R388
43	39.(8).	Publication of notice and Schedule of Conditions in the Provincial Gazette.	Cost as determined by Government Printer plus 15%.	Cost as determined by Government Printer plus 15%.
44	41.(4)	Amendment, suspension or removal of any restriction, obligation, servitude or reservation	R1 131	R1 185
45	42.(4)	Publication of the notice in the Provincial Gazette that the application to amend, suspend or remove any restriction, obligation, servitude or reservation, has been approved or any appeal upheld and any correction thereof resultant from further changes/amendments by the applicant	Cost as determined by Government Printer plus 15%.	Cost as determined by Government Printer plus 15%.
46	44.	Application for extension of time to pay external engineering	R370	R388

1C.89

City of Johannesburg Council 2024-05-15 2024-05-22

COJ : SPECIAL MAYORAL COMMITTEE 2024-05-08 2024-05-19

GROUP FINANCE

NO	SECTION	DESCRIPTION	APPROVED TARIFF 2023/2024	PROPOSED NEW TARIFF 2024/2025
		services or parks contributions resultant from the application to amend, suspend or remove any restriction, obligation, servitude or reservation.		
47	47.(4)	Application in terms of Section 47.(4) to off-set external contribution payable against engineering services installed on behalf of the Council:	R 370 per engineering service	R 388 per engineering service
48	47.(9)	Request to pay the external engineering services contributions in instalments or per guarantee.	R 370	R388
49	49.(1)	Submission of an appeal.	R2 503	R2 623
50	52.(1)	Petition to be granted intervener status.	R1 348	R1 413
51	53.	Sectional Title Scheme Clearance.	R580	R608
52	54.(1)(a), (b) or (c)	Publication in the Provincial Gazette of a notice that an amendment scheme has been adopted or any appeal upheld and any correction thereof resultant from further changes/amendments by the applicant.	Cost as determined by Government Printers plus 15%	Cost as determined by Government Printers plus 15%
53	56.(2)	Application by the new owner to continue with any development application, before the conclusion of such an application.	R370	R388
54	66.(2)	Application for the exemption to comply with any procedural provision of the By- Law.	R582	R610
55	67.(2)	Translation of any document, notice and or communication issued or to be issued by the Council, from English to any other language of choice.	R1 348 per A4 page if done internally or cost plus 15% if done externally	R1 413 per A4 page if done internally or cost plus 15% if done externally
56	69.	Excision from Agricultural Holding Register.	R1 131	R1 185

1C.90

City of Johannesburg Council 2024-05-15 2024-05-22

COJ : SPECIAL MAYORAL COMMITTEE 2024-05-08 2024-05-19

GROUP FINANCE**B: MISCELLANEOUS**

NO	DESCRIPTION	APPROVED TARIFF 2023/2024	PROPOSED NEW TARIFF 2024/2025
1.	The signing of a Notarial Deed of Servitude, Notarial Deed of Replacement of Servitude, Notarial Tie Agreement or any similar Notarial Deeds required by the Registrar of Deeds to conclude the registration of transactions.	R 370 per erf/ property contained in the Deed	R 388 per erf/ property contained in the Deed
2.	Issuing of consent to transfer an erf which is subject to an electrical restriction	R370 per erf to be transferred or R370 when consent is issued simultaneously with the Section 29 certificate	R388 per erf to be transferred or R388 when consent is issued simultaneously with the Section 29 certificate
3.	Non-profit Companies: (a)Assessment of Memorandum of Incorporation; (b)Request/amendment/consent in terms of the Memorandum of Incorporation:	a) R 1 131 b) R 1 131 per request/ amendment/ Consent	c) R 1 185 d) R 1 185 per request/ amendment/ Consent
4.	Request to calculate estimates on contributions prior to proclamation/approval of land development applications	R1 131 per township /application/ Request	R1 185 per township /application/ Request
5	Reasons for a decision of the Municipal Planning Tribunal/ Appeal body etc. in relation to a land development application:	R 370	R388
6	Transcription of proceedings:	R 1 592	R1 668
7.	Copies of documents, correspondence, etc: (excluding Guidelines and application forms): (a)A4 per page (b)A3 per page	R 2.50 R 4.90	R 2.52 R 5.14
8	Issuing of a duplicate of an original certificate previously issued by Legal Administration or any certificate or consent required in terms of approval for which provision has not been made in A. above	R 370	R388
9	Release of a (paper) guarantee or refund of an	R 370 per	R 388 per

1C.91

City of Johannesburg Council 2024-05-15 2024-05-22

COJ : SPECIAL MAYORAL COMMITTEE 2024-05-08 2024-05-19

GROUP FINANCE

NO	DESCRIPTION	APPROVED TARIFF 2023/2024	PROPOSED NEW TARIFF 2024/2025
	amount paid <i>in lieu</i> of a guarantee.	engineering service	engineering service
10	Town Planning Enquiry	R 600	R629
11	Request for names and addresses of adjoining owners	R66 per address. From 11 addresses and above R32 per address	R69 per address. From 11 addresses and above R34 per address

C: DEVELOPMENT CONTRIBUTIONS

Development Contributions are charged in line with the new Development Contributions Policy to be fully implemented from the 1st of July 2024.

NO	SECTION	DESCRIPTION	PROPOSED TARIFF 2024/2025	
1	47(3)	Water (kl/day)	R 11 553.43	
		Sewer (kl/day)	R 23 997.55	
		Roads (Equivalent trips / peak hour)	R 19 261.02	
		Stormwater – Greenfields (C*m2)	R 180.03	
		Stormwater – Brownfields (C*m2)	R 502.40	
		Transport (Passenger trips / peak hour)	No Special Transport Zone	R 2 009.43
			Sandton Transport Zone	R 3 223.88
			Inner City Transport Zone	R 2 123.90
			Rosebank Transport Zone	R 2 009.43
		Electricity (kVA ADMD)	Sub-Transmission line	R 781.89
			Primary Substation - HV	R 1 913.60
Primary Substation - MV	R 1 913.60			
Switching Station	R 3 344.95			

City of Johannesburg Council 2024-05-15 2024-05-22

COJ : SPECIAL MAYORAL COMMITTEE 2024-05-08 2024-05-19

GROUP FINANCE**ANNEXURE B****AMENDMENT OF TARIFF OF CHARGES IN RESPECT OF THE NATIONAL BUILDING REGULATIONS AND BUILDING STANDARDS ACT, 103 OF 1977**

In terms of Sections 17(3)(a)(ii) and 22(a)(i) and (ii) of the Local Government: Municipal Finance Management Act, 2003 (Act 56 of 2003) and Sections 21(1) and (3), 21A and 75A(3) and (4) of the Local Government: Municipal Systems Act, 2000 (Act 32 of 2000) as amended, it is hereby notified that the City of Johannesburg has, in terms of Sections 11(3)(i) and 75A(1) and (2) of the Local Government: Municipal Systems Act, 2000 (Act 32 of 2000) as amended, read with Section 24(2)(c)(ii) of the Local Government: Municipal Finance Management Act, 2003 (Act 56 of 2003), amended its Tariff of Charges in respect of the following with effect from 1 July 2024.

The following charges will be effective from 1 July 2024– 30 June 2025.

All building plan fees are non-refundable.

	DESCRIPTION	APPROVED TARIFF 2023/2024	PROPOSED NEW TARIFF 2024/2025
1.	To consider applications made in terms of Section 4(1) of the National Building Regulations and Building Standards Act, 1977, the proposed changes are as follows:		
1.1	Per m ² or part thereof for the first 1 000 m ² of building work.	R 24 per m ²	R 25 per m ²
1.2	Per m ² or part thereof for the second 1 000 m ² of building work.	R 23 per m ²	R 24 per m ²
1.3	Per m ² or part thereof for the balance greater than 2 000 m ² of building work	R 21 per m ²	R 22 per m ²
1.4	Application: Building work for alterations to existing buildings and buildings of a special character such as factory chimneys, spires and similar structures, per erf per application. 0.3 % of the Value with a minimum of R2 879	0.3 % of the Value with a minimum of R2 879	0.3 % of the Value with a minimum of R3 017
1.5	A fee for a new dwelling house of 50 m ² or less in area.	R 560	R587

1C.93

City of Johannesburg Council 2024-05-15 2024-05-22

COJ : SPECIAL MAYORAL COMMITTEE 2024-05-08 2024-05-19

GROUP FINANCE

	DESCRIPTION	APPROVED TARIFF 2023/2024	PROPOSED NEW TARIFF 2024/2025
1.6	<p>In the case of mass-contracted low-cost housing projects 100% funded by means of National Housing capital subsidies:</p> <ul style="list-style-type: none"> • a fee per the master plan • and a fee per erf (one dwelling unit per Erf) or unit on which the master plan is repeated. <p>The tariff applies only for 100% government-funded projects, without any mortgage or beneficiary paying a cent.</p>	<p>R 318</p> <p>R 76</p>	<p>R 333</p> <p>R 80</p>
1.7	The minimum charge in respect of any building plan, other than contemplated in 1.5 and 1.6 shall be	R 896	R939
1.8	<p>The portion of buildings projection over Council owned land :</p> <p>(a) Areas of 10 m² and less</p> <p>(b) Areas in excess of 10 m²,</p> <p>The above charges are in addition to normal plan submission fees.</p>	<p>R891</p> <p>R 896 plus R22 m² or part thereof</p>	<p>R934</p> <p>R 939 plus R23 m² or part thereof</p>
2	To authorise minor building work in terms of Section 13 of the National Building Regulations and Building Standards Act, 1977, a charge of	R394	R413
3	To authorise the erection of a temporary building in terms of Regulations A23(1) a fee of	R 394	R413
4.	To permit the use of a street by a person undertaking any work of erection or demolition in terms of Regulation F1(4): (Hoarding)	a fee of R23 per m ² for every week or part thereof, with a minimum fee of R 394	a fee of R24 per m ² for every week or part thereof, with a minimum fee of R 413
5	To authorise a permit for the demolition of a building:		
5.1	Residential 1 per erf per application	R1 132	R1 186

1C.94

City of Johannesburg Council 2024-05-15 2024-05-22

COJ : SPECIAL MAYORAL COMMITTEE 2024-05-08 2024-05-19

GROUP FINANCE

5.2	Other buildings per erf per application	R4 606	R4 827
5.3	Demolished structures without a permit (illegal): Residential 1 per erf per application	R1 667	R1 747
5.4	Demolished structures without a permit (illegal): other buildings per erf per application	R6 910	R7 242
6.	To authorise a permit for excavations:	R1 067	R1 118
7.	To authorise a permit for encroaching over Council owned land for the purpose of building operations:	R1 067	R1 118
8	Approval of cellular phone structures and masts (per application).	R6 318	R6 621

	DESCRIPTION	APPROVED TARIFF 2023/2024	PROPOSED NEW TARIFF 2024/2025
9	Provisional authorization to commence with building work in terms of Section 7(6) of the National Building Regulations and Building Standards Act, of 1977, as amended, per erf per application: first application	50% of building plan fees paid	50% of building plan fees paid
9.1	Provisional authorization to commence with building work in terms of Section 7(6) of the National Building Regulations and Building Standards Act, of 1977, as amended, per erf per application: Second application	40% of building plan fees paid	40% of building plan fees paid
9.2	Provisional authorization to commence with building work in terms of Section 7(6) of the National Building Regulations and Building Standards Act, of 1977, as amended, per erf per application: Third and Final application	35% of building plan fees paid	35% of building plan fees paid
10	Permission to occupy a new building in terms of Section 14 (1A) of the National Building Regulations and Building Standards Act, 103 of 1977, as amended, per erf per application: First application	50% of building plan fees paid	50% of building plan fees paid
10.1	Permission to occupy a new building in terms of Section 14 (1A) of the National Building Regulations and Building Standards Act, 103 of 1977, as amended, per erf per application: Second Application	40% of building plan fees paid	40% of building plan fees paid

1C.95

City of Johannesburg Council 2024-05-15 2024-05-22

COJ : SPECIAL MAYORAL COMMITTEE 2024-05-08 2024-05-19

GROUP FINANCE

10.2	Permission to occupy a new building in terms of Section 14 (1A) of the National Building Regulations and Building Standards Act, 103 of 1977, as amended, per erf per application: Third and final application	35% of building plan fees paid	35% of building plan fees paid
10.3	Permission to occupy an old building (Residential 1) in terms of Section 14 (1A) of the National Building Regulations and Building Standards Act, 103 of 1977, as amended, per erf per application: Third and final application	R842	R882
10.4	Permission to occupy an old building (any other Building) in terms of Section 14 (1A) of the National Building Regulations and Building Standards Act, 103 of 1977, as amended, per erf per application: Third and final application	R6 318	R6 621
11	Re-Inspection per booking	R576	R604
12	Extension of building plan validity period, provided there is no change on the building plans and relevant applicable legislation. Within the validity period. Extension to be valid for the next 12 months	25% of the original building plan fees paid	25% of the original building plan fees paid
12.1	Resubmission of a previously approved Building plan that lapsed, provided there is no change on the building plan and relevant legislation. Within 12 months after expiry, the approval is to be valid for the next 12 months.	50% of the original building plan fees paid	50% of the original building plan fees paid
13	SANS 10400: Part XA Exemption	R 332	R348
14.	Miscellaneous charges: Printed hard copies in black & white (paper)		
	14.1 Copies of plans A 4	R12/copy + R 27 Once off service fee irrespective of the number of copies made	R13/copy + R 28 Once off service fee irrespective of the number of copies made
	14.2 Copies of plans A3	R22/copy + R27 Once-off service fee irrespective of the number of	R23/copy + R28 Once-off service fee irrespective of the number of

1C.96

City of Johannesburg Council 2024-05-15 2024-05-22

COJ : SPECIAL MAYORAL COMMITTEE 2024-05-08 2024-05-19

GROUP FINANCE

		copies made	copies made
	14.3 Copies of plans A 2	R 52/copy + R 27 Once off service fee irrespective of the number of copies made	R 55/copy + R 28 Once off service fee irrespective of the number of copies made
	14.4 Copies of plans A 1	R61/copy + R27 Once-off service fee irrespective of the number of copies made	R64/copy + R28 Once-off service fee irrespective of the number of copies made
	14.5 Copies of plans A 0	R132/copy + R26 Once-off service fee irrespective of the number of copies made	R138/copy + R27 Once-off service fee irrespective of the number of copies made
15.	Miscellaneous charges: Email Soft copies (Electronic)		
	15.1 Copies of plans A 4	R7/copy + R 27 Once-off service fee irrespective of the number of copies made	R7/copy + R 28 Once-off service fee irrespective of the number of copies made
	15.2 Copies of plans A3	R12/copy + R27 Once-off service fee irrespective of the number of copies made	R13/copy + R28 Once-off service fee irrespective of the number of copies made
	15.3 Copies of plans A 2	R 22/copy + R 27 Once-off service fee irrespective of the number of copies made	R 23/copy + R 28 Once-off service fee irrespective of the number of copies made

1C.97

City of Johannesburg Council 2024-05-15 2024-05-22

COJ : SPECIAL MAYORAL COMMITTEE 2024-05-08 2024-05-19

GROUP FINANCE

	15.4 Copies of plans A 1	R27/copy + R27 Once-off service fee irrespective of the number of copies made	R28/copy + R28 Once-off service fee irrespective of the number of copies made
	15.5 Copies of plans A 0	R66/copy + R27 Once-off service fee irrespective of the number of copies made	R69/copy + R28 Once-off service fee irrespective of the number of copies made

ANNEXURE C**DETERMINATION OF TARIFF OF CHARGES FOR OUTDOOR ADVERTISING SIGNS IN TERMS OF THE CITY OF JOHANNESBURG OUTDOOR ADVERTISING BY-LAWS**

In terms of Sections 17(3)(a)(ii) and 22(a)(i) and (ii) of the Local Government: Municipal Finance Management Act, 2003 (Act 56 of 2003) and Sections 21(1) and (3), 21A and 75A(3) and (4) of the Local Government: Municipal Systems Act, 2000 (Act 32 of 2000) as amended, it is hereby notified that the City of Johannesburg has, in terms of Sections 11(3)(i) and 75A(1) and (2) of the Local Government: Municipal Systems Act, 2000 (Act 32 of 2000) as amended, read with Section 24(2)(c)(ii) of the Local Government: Municipal Finance Management Act, 2003 (Act 56 of 2003), determined its Tariff of Charges for Advertising Signs in terms of the City of Johannesburg Outdoor Advertising By-laws with effect from 1 July 2024.

The following charges will be effective from 1 July 2024 to 30 June 2025.

NO	DESCRIPTION	APPROVED TARIFF 2023/2024	PROPOSED NEW TARIFF 2024/2025
1	In terms of Section 3, applications for consideration of advertising signs relating to free-standing advertising signs for both on-premises and third-party advertising purposes - irrespective of whether the sign is erected on Private or Council land and or public places		
	All applications shall be subject to a non-refundable pre-evaluation and	*(R 446 + R 1 512= R 1 958	*(R 467 + R 1 585= R 2 052

1C.98

City of Johannesburg Council 2024-05-15 2024-05-22

COJ : SPECIAL MAYORAL COMMITTEE 2024-05-08 2024-05-19

GROUP FINANCE

NO	DESCRIPTION	APPROVED TARIFF 2023/2024	PROPOSED NEW TARIFF 2024/2025
	admin fee unless indicated in the schedule		
1.1	A non-refundable application fee for static advertising display.	An amount of R 300 per square meter	An amount of R 314 per square meter
1.2	A non-refundable application fee for LED (electronic) displays	An amount of R 857 per m ² for a LED (electronic) display.	An amount of R 898 per m ² for a LED (electronic) display.
1.3	Illuminated Advertising signs (scrolling)	An amount of R 857 per m ² for a (scrolling) display	An amount of R 898 per m ² for a (scrolling) display
1.4	Section 10- Signs suspended under verandas or canopies	EXEMPTED	EXEMPTED
1.5	Section 11- Signs on verandas or canopies over public streets	EXEMPTED	EXEMPTED
1.6	Section 12- Projecting signs	EXEMPTED	EXEMPTED
1.7	Section 13- Pylon signs for on-premises advertising (STATIC)	R 291/m ²	R 305/m ²
1.8	Section 13- Pylon signs for on-premises advertising (LED)	R830/ m ²	R870/ m ²
1.9 (a)	Section 14- Advertising signs placed flat on buildings and on bridges (signs outside the Inner-city Renewal Projects)	A non-refundable pre-evaluation and admin fee consisting of R 446 + R 1 512=R 1 958), thereafter : an amount of R 300 per m ² of advertising display - irrespective of whether the sign is erected on Private or Council land.	A non-refundable pre-evaluation and admin fee consisting of R 467 + R 1 585= R 2 052), thereafter : an amount of R 314 per m ² of advertising display - irrespective of whether the sign is erected on Private or Council land.
1.9 (b)	LED advertising Signs or electronic Advertising signs in terms of Section 14	A non-refundable pre-evaluation and admin fee consisting of R 446 + R 1 512=R 1 958), thereafter : an amount of R 300 per m ² of advertising display - irrespective of whether the sign is erected on Private or Council land.	A non-refundable pre-evaluation and admin fee consisting of R 467 + R 1 585= R 2 052), thereafter : an amount of R 314 per m ² of advertising display - irrespective of whether the sign is erected on Private or Council land.

1C.99

City of Johannesburg Council 2024-05-15 2024-05-22

COJ : SPECIAL MAYORAL COMMITTEE 2024-05-08 2024-05-19

GROUP FINANCE

NO	DESCRIPTION	APPROVED TARIFF 2023/2024	PROPOSED NEW TARIFF 2024/2025
1.9 (c)	Section 14(3) - Subject to an annual prescribed financial contribution to be utilized for an Inner-City Renewal project. (signs within the Inner-city Renewal Projects)		
1.9 (d)	Section 15 (2) - Signs relating to the development of townships and properties (Development Boards)	R 6 650 up to a total of 40m ² . A sign larger than 40m ² R 6 650 plus an amount of R 300 per m ² to a maximum of 80m ² .	R 6 969 up to a total of 40m ² . A sign larger than 40m ² R 6 969 plus an amount of R 314 per m ² to a maximum of 80m ² .
1.9 (e)	Section 16- Requirements for Sky Signs (Static) A non-refundable application fee (Static signs)	An amount of R 300 per square meter of advertising (static) display.	An amount of R 314 per square meter of advertising (static) display.
1.9 (f)	Section 16- Requirements for Sky Signs A non-refundable application fee. (LED electronic signs)	A non-refundable pre-evaluation and admin fee consisting of (R 446+ R 1 512 =R 1 958), thereafter: an amount of R 821 per m ² for a LED electronic) display - irrespective of whether the sign is erected on Private or Council land.	A non-refundable pre-evaluation and admin fee consisting of (R 467 + R 1 585= R 2 052), thereafter: an amount of R 860 per m ² for a LED electronic) display - irrespective of whether the sign is erected on Private or Council land.
1.10	Section 18- Signs on residential buildings, dwelling houses and dwelling units	EXEMPTED	EXEMPTED
1.11	Section 19- Sun-blind advertisements	EXEMPTED	EXEMPTED
1.12	Section 21- Advertisements on blimps	A non-refundable pre-evaluation and admin fee consisting of (R 446 + R 6 283 = R 6 729), thereafter: An amount of R 857 per m ³ - irrespective of whether the sign	A non-refundable pre-evaluation and admin fee consisting of (R 467 + R 6 585 = R 7 052), thereafter: An amount of R 898 per m ³ - irrespective of whether the sign

1C.100

City of Johannesburg Council 2024-05-15 2024-05-22

COJ : SPECIAL MAYORAL COMMITTEE 2024-05-08 2024-05-19

GROUP FINANCE

NO	DESCRIPTION	APPROVED TARIFF 2023/2024	PROPOSED NEW TARIFF 2024/2025
		is erected on Private or Council land.	is erected on Private or Council land.
1.13	Section 22- Painted advertisements An application in terms of Section 22, that is, painted advertisements and murals for both on-premises and third-party advertising purposes, shall be accompanied by a non-refundable application fee	A non-refundable pre-evaluation and admin fee consisting of R 446 + R1 512 =R 1 958), thereafter: an amount of R 300 per m ² of advertising display only - irrespective of whether the sign is erected on Private or Council land	A non-refundable pre-evaluation and admin fee consisting of R 467 + R1 585 =R 2 052), thereafter: an amount of R 314 per m ² of advertising display only - irrespective of whether the sign is erected on Private or Council land
1.14	Section 23- Advertising signs relating to selling and letting of property	Exempted	Exempted
1.15	Section 24- (2) Any advertising sign not exceeding 4m ² in extent and not more than 3m above the ground level immediately below it. Auction signage	R 604 - irrespective of whether the sign is erected on Private or Council land – and if approved, approved for a period of not more than 180 days.	R 633 - irrespective of whether the sign is erected on Private or Council land – and if approved, approved for a period of not more than 180 days.
1.16	Section 25- Advertisements on construction sites.	A non-refundable pre-evaluation and admin fee consisting of R 446 + R1 512 =R 1 958), thereafter: an amount of R 300 per m ² for the first 100 m ² , and R 285 per m ² of advertising display for the second 100 m ² and R 141 per m ² of advertising display for the balance (greater than 200 m ²).	A non-refundable pre-evaluation and admin fee consisting of R 467 + R1 585 =R 2 052), thereafter: an amount of R 314 per m ² for the first 100 m ² , and R 299 per m ² of advertising display for the second 100 m ² and R 148 per m ² of advertising display for the balance (greater than 200 m ²).
1.17 (a)	Section 26(1) Transit advertising Application for displays-	A non-refundable pre-evaluation and	A non-refundable pre-evaluation and

1C.101

City of Johannesburg Council 2024-05-15 2024-05-22

COJ : SPECIAL MAYORAL COMMITTEE 2024-05-08 2024-05-19

GROUP FINANCE

NO	DESCRIPTION	APPROVED TARIFF 2023/2024	PROPOSED NEW TARIFF 2024/2025
1.17 (b)	<p>n authorized official</p> <p>Section 26(3) Transit advertising- (3) If a transit advertising sign is used in contravention of subsections (1) and/or (2) above or any other provision of these By-laws, an authorized official may, without prior notice, remove and impound such sign.</p>	<p>admin fee consisting of R 446 + R1 512 =R 1 958), thereafter: an amount of R 3 992 per transit advertising signs.</p> <p>R3 421 for each transit advertising sign removed by the Council or its agent(s)</p>	<p>admin fee consisting of R 467 + R1 585 =R 2 052), thereafter: an amount of R 4 184 per transit advertising signs.</p> <p>R3 585 for each transit advertising sign removed by the Council or its agent(s)</p>
1.18	Section 27- Approval of posters	An admin fee of the amount of R 48 per the poster of advertising display erected for a period of up to 30 calendar days to be affixed on street lamp poles that vest in the municipality or any other state organ.	An admin fee of the amount of R 50 per the poster of advertising display erected for a period of up to 30 calendar days to be affixed on street lamp poles that vest in the municipality or any other state organ.
1.19 (a)	Section 30- Costs of removal and storage	R104 for the removal of each advertising poster.	R109 for the removal of each advertising poster.
1.19 (b)	Section 30 (1) The cost incurred by the Council for the removal and storage of an advertising sign, other than a poster, and other costs incurred by the Council as contemplated in Section 29, may be recovered from the owner of that advertising sign or any other person	R345 per m ² for each removal of the advertising sign other than a poster removed by the Council or its agent(s)	R362 per m ² for each removal of the advertising sign other than a poster removed by the Council or its agent(s)

1C.102

City of Johannesburg Council 2024-05-15 2024-05-22

COJ : SPECIAL MAYORAL COMMITTEE 2024-05-08 2024-05-19

GROUP FINANCE

NO	DESCRIPTION	APPROVED TARIFF 2023/2024	PROPOSED NEW TARIFF 2024/2025
	whose name or activity is displayed on that advertising sign. (3) Any advertising sign which has been removed and stored in terms of these By-laws may be released to its owner subject to payment of a prescribed fee.		
1.20	Section 37- Appeals (An appeal lodged in terms of Section 37 shall be accompanied by a non-refundable fee.	R 6 650	R6 969

ANNEXURE D

DETERMINATION OF TARIFF OF CHARGES FOR THE ISSUING OF CERTIFICATES AND SUPPLY OF INFORMATION BY THE CORPORATE GEO INFORMATICS UNIT

In terms of Sections 17(3)(a)(ii) and 22(a)(i) and (ii) of the Local Government: Municipal Finance Management Act, 2003 (Act 56 of 2003) and Sections 21(1) and (3), 21A and 75A(3) and (4) of the Local Government: Municipal Systems Act, 2000 (Act 32 of 2000) as amended, it is hereby notified that the City of Johannesburg has, in terms of Sections 11(3)(i) and 75A(1) and (2) of the Local Government: Municipal Systems Act, 2000 (Act 32 of 2000) as amended, read with Section 24(2)(c)(ii) of the Local Government: Municipal Finance Management Act, 2003 (Act 56 of 2003), amended its Tariff of Charges for the Issuing of Certificates and the Supply of Information by Corporate Geo-Informatics Department as set out below with effect from 1 July 2024.

The following tariffs will be effective from 1 July 2024 to 30 June 2025.

Property information sent by e-Property & Public Counter Sections (Special services)	APPROVED TARIFF 2023/2024	PROPOSED NEW TARIFF 2024/2025
e-Property Information Service subscription fee	R293	R307
Zoning certificates per stand	R66	R69
Zoning information per A4	R15	R16
Stand Dimensions and areas per A4	R15	R16
Confirmation stand/street numbers	R15	R16

1C.103

City of Johannesburg Council 2024-05-15 2024-05-22

COJ : SPECIAL MAYORAL COMMITTEE 2024-05-08 2024-05-19

GROUP FINANCE

GIS Information (Standard – Generally available products: Colour)	APPROVED TARIFF 2023/2024	PROPOSED NEW TARIFF 2024/2025
A0 paper	R375	R393
A1	R187	R196
A2	R94	R99
A3	R66	R69
A4	R49	R51

GIS Information (Standard – Generally available products: Monochrome)	APPROVED TARIFF 2023/2024	PROPOSED NEW TARIFF 2024/2025
A3	R 49	R51
A4	R 31	R32

GIS Information (Customized Plotting – Value-added products and services)	APPROVED TARIFF 2023/2024	PROPOSED NEW TARIFF 2024/2025
A0 paper	R719	R754
A1	R532	R558
A2	R437	R458
A3	R397	R416
A4	R390	R409
Preparing for dispatch	R342	R358

Data preparation and dispatch	APPROVED TARIFF 2023/2024	PROPOSED NEW TARIFF 2024/2025
Preparing for dispatch (per unit)	R342	R358
CD or DVD	R20	R21

Digital information	APPROVED TARIFF 2023/2024	PROPOSED NEW TARIFF 2024/2025
Polygon per stand (excluding base data)	Free	Free
Line data per kilobyte (excluding base data)	Free	Free
Attribute data per record	Free	Free
Building footprints per polygon	Free	Free
Building footprints (full set – excluding attribute data)	Free	Free
Digital map books on CD or DVD	R 608	R637
Interactive Map on CD or DVD	R1 748	R1 832
CoJ Town Planning Schemes on CD or DVD	R 294	R308

1C.104

City of Johannesburg Council 2024-05-15 2024-05-22

COJ : SPECIAL MAYORAL COMMITTEE 2024-05-08 2024-05-19

GROUP FINANCE

Online digital data downloads (shp and dxf) per 3km x 3km grid	APPROVED TARIFF 2023/2024	PROPOSED NEW TARIFF 2024/2025
Cadastre (Stands), Cadastre (Townships), Street Addresses, 2m contours	Free	Free

Aerial photography 2003 (25cm pixel resolution)	APPROVED TARIFF 2023/2024	PROPOSED NEW TARIFF 2024/2025
Aerial Photography per set	Free	Free
Aerial photography per tile (5kmx3km)	Free	Free

Aerial photography 2006 (20cm pixel resolution)	APPROVED TARIFF 2023/2024	PROPOSED NEW TARIFF 2024/2025
Aerial Photography per set	Free	Free
Aerial photography per tile (5kmx3km)	Free	Free

Aerial photography 2012 (15cm pixel resolution)	APPROVED TARIFF 2023/2024	PROPOSED NEW TARIFF 2024/2025
Aerial Photography per set	Free	Free
Aerial photography per tile (3kmx3km)	Free	Free

Aerial photography 2015 (15cm pixel resolution)	APPROVED TARIFF 2023/2024	PROPOSED NEW TARIFF 2024/2025
Joburg2015 – Aerial Photography per set	Free	Free
Joburg2015 – Aerial photography per tile (3kmx3km)	Free	Free

Aerial photography 2019 (15cm pixel resolution)	APPROVED TARIFF 2023/2024	PROPOSED NEW TARIFF 2024/2025
Joburg2019 – Aerial Photography per set	Free	Free
Joburg2019 – Aerial photography per tile (3kmx3km)	Free	Free

Aerial photography 2023 (15cm pixel resolution)	APPROVED TARIFF 2023/2024	PROPOSED NEW TARIFF 2024/2025

1C.105

City of Johannesburg Council 2024-05-15 2024-05-22

COJ : SPECIAL MAYORAL COMMITTEE 2024-05-08 2024-05-19

GROUP FINANCE

Aerial photography 2023 (15cm pixel resolution)	APPROVED TARIFF 2023/2024	PROPOSED NEW TARIFF 2024/2025
Joburg2023 – Aerial Photography per set	Free	Free
Joburg2023 – Aerial photography per tile (3kmx3km)	Free	Free
Joburg2023 – Digital Elevation Model (DEM)	Free	Free
Joburg2023 – Digital Elevation Model (DEM) per tile (3kmx3km)	Free	Free
Joburg2023 – Lidar points per set (ground & non-ground)	Free	Free
Joburg2023 – Lidar points per tile (3km x3km)	Free	Free
Joburg2023 – Aerial photography, Digital Elevation Model (DEM), Lidar points (3kmx3km), 25cm contours (3kmx3km)	Free	Free
Joburg2023 – Aerial photography, Digital Elevation Model (DEM), Lidar points (3kmx3km), 25cm contours (3kmx3km) per tile	Free	Free

Contours 2023	APPROVED TARIFF 2023/2024	PROPOSED NEW TARIFF 2024/2025
Joburg2023 – 25cm contours	Free	Free
Joburg2023 – 25cm contours per tile (3kmx3km)	Free	Free
Joburg2023 – 50cm contours	Free	Free
Joburg2023 – 50cm contours per tile (3kmx3km)	Free	Free
Joburg2023 – 1m contours	Free	Free
Joburg2023 – 1m contours per tile (3kmx3km)	Free	Free
Joburg2023 – 2m contours	Free	Free
Joburg2023 – 2m contours per tile (3kmx3km)	Free	Free

LICENSE AGREEMENTS		APPROVED TARIFF 2023/2024	PROPOSED NEW TARIFF 2024/2025
a)	Developer Licensing Agreement: An agreement between the Directorate Corporate Geo-Informatics (CGIS) and the licensee wherein certain rights are granted to use digital data as specified, with cadastre.	R16 875 per annum excluding VAT	R17 685 per annum excluding VAT
b)	Publishing Licensing Agreement: An agreement between the Directorate Corporate Geo-Informatics (CGIS) and the licensee wherein certain rights are granted to publish digital data as specified.	R8 437 per annum excluding VAT	R8 842 per annum excluding VAT

1C.106

City of Johannesburg Council 2024-05-15 2024-05-22

COJ : SPECIAL MAYORAL COMMITTEE 2024-05-08 2024-05-19

GROUP FINANCE

c)	Maintenance Licensing Agreement: An agreement between the Directorate Corporate Geo-Informatics (CGIS) and the licensee for the supply of updated digital data as specified.	R4 019 per annum excluding VAT	R4 212 per annum excluding VAT
----	--	--------------------------------	--------------------------------

ANNEXURE E

DETERMINATION OF CHARGES FOR THE SUPPLY OF INFORMATION RELATING TO THE MUNICIPAL PLANNING TRIBUNAL TO THE PUBLIC.

In terms of Sections 17(3)(a)(ii) and 22(a)(i) and (ii) of the Local Government: Municipal Finance Management Act, 2003 (Act 56 of 2003) and Sections 21(1) and (3), 21A and 75A(3) and (4) of the Local Government: Municipal Systems Act, 2000 (Act 32 of 2000) as amended, it is hereby notified that the City of Johannesburg has, in terms of Sections 11(3)(i) and 75A(1) and (2) of the Local Government: Municipal Systems Act, 2000 (Act 32 of 2000) as amended, read with Section 24(2)(c)(ii) of the Local Government: Municipal Finance Management Act, 2003 (Act 56 of 2003), amended its Tariff of Charges for the Issuing Information with effect from 1 July 2024

The following tariffs will be effective from 1 July 2024 to June 2025.

NO	DESCRIPTION	APPROVED TARIFF 2023/2024	PROPOSED NEW TARIFF 2024/2025
(1)	A complete copy of an agenda of one meeting of the Municipal Planning Tribunal (Former Planning Committee)	R226	R237
(2)	A complete copy of the minutes of proceedings of one meeting of the Municipal Planning Tribunal (Former Planning Committee)	R78	R82
(3)	A complete set of agendas of the Municipal Planning Tribunal (Former Planning Committee) for one Calendar Year	R5 289	R 5 543
(4)	A complete set of the minutes of proceedings of the Municipal Planning Tribunal (Former Planning Committee) for one calendar year	R1 880	R 1 970
(5)	For each folio containing an extract from the agenda and minutes of the proceedings of the Municipal Planning Tribunal (Former Planning Committee)	R3.70	R3.88

1C.107

City of Johannesburg Council 2024-05-15 2024-05-22

COJ : SPECIAL MAYORAL COMMITTEE 2024-05-08 2024-05-19

GROUP FINANCE

ANNEXURE 7

AMENDMENT OF TARIFF OF CHARGES IN RESPECT OF STREET ENCROACHMENTS, REINSTATEMENTS, SALE OF ASPHALT, PRINTED MATERIAL AND TENDER DOCUMENTS FOR PERIOD 1 JULY 2024 TO 30 JUNE 2025

In terms of Sections 17(3)(a)(ii) and 22(a)(i) and (ii) of the Local Government: Municipal Finance Management Act, 2003 (Act 56 of 2003) and Sections 21(1) and (3), 21A and 75A(3) and (4) of the Local Government: Municipal Systems Act, 2000 (Act 32 of 2000) as amended, it is hereby notified that the City of Johannesburg has, in terms of Sections 11(3)(i) and 75A(1) and (2) of the Local Government: Municipal Systems Act, 2000 (Act 32 of 2000) as amended, read with Section 24(2)(c)(ii) of the Local Government: Municipal Finance Management Act, 2003 (Act 56 of 2003), amended its Tariff of Charges in respect of Street Encroachments, Reinstatements, Sale of Asphalt, Printed Material, Tender Documents, Traffic Counting and Legal Documents with effect from 1 July 2024.

Street Encroachments		Proposed new tariff	
Old Tariff 2023/2024		New Tariff 2024/2025	
R 743 half year for every 15.74 meter or part thereof		R 778.66 half year for every 15.74 meter or part thereof	
Printed Materials			
Standard Activity	Old Tariff	New Tariff	
Plotted Maps: Black & White			
A0 Paper	R 553	R 580	
A1 Paper	R 309	R 324	
A2 Paper	R 193	R 202	
A3 Paper	R 115	R 121	
A4 Paper	R 58	R 61	
Plotted Maps: Colour fill (Standard Paper)			
A0 Paper	R 1 053	R 1104	
A1 Paper	R 796	R 834	
A2 Paper	R 669	R 701	
A3 Paper	R 258	R 270	
A4 Paper	R 115	R 121	
Plotted Maps: Colour fill (Gloss Paper)			
A0 Paper	R 1 368	R 1 434	
A1 Paper	R 1 026	R 1 075	
A2 Paper	R 796	R 834	
A3 Paper	R 412	R 432	
A4 Paper	R 115	R 121	

1C.108

City of Johannesburg Council 2024-05-15 2024-05-22

COJ : SPECIAL MAYORAL COMMITTEE 2024-05-08 2024-05-19

GROUP FINANCE

GIS Labour per hour	R 661	R 693
Minimum labour per hour	R 277	R 290
Customised Map Request	R 655	R 686

Standard Activity	Old Tariff	New Tariff
Revised Customized Map request	R 309	R 324
Data Conversion for Client per kilobyte	R 1,05	R 1,10
Sale of non-Spatial Data	R 0,45	R 0,47
Sale of Spatial Data per kilobyte	R 1,05	R 1,10
Retrieval of Archive Drawing	R 81	R 85
(Minimum charge 1m2)		
Road Riding Surface	R 1 601	R 1 678
Backfilling	R 1 132	R 1 186
Paved Footways	R 708	R 742
DCP Testing	R 240	R 252
Unpaved Footways	R 695	R 728
Kerbing (1m)	R 1 046	R 1 096
Temporary Reinstatements	R 530	R 555
Wayleaves processing fees, per project per suburb	R 985	R 1032
Wayleave processing fee for unplanned work per suburb (emergencies)	R 988	R 1035
For Re-inspection where previous inspection had failed and work was Redone	R 3 693	R 3 870
Penalty for failed reinstatements done by own agent	R 14 767	R 15 476
Sale of Asphalt		
Hot Mix Asphalt per ton - delivered	-	R1 875
Hot Mix Asphalt per ton - collected	-	R1 785
Cold Mix Asphalt per ton - delivered	-	R1 440
Cold Mix Asphalt per ton - collected	-	R1 350
Cold Mix Asphalt per 25kg - collected	-	R45

1C.109

City of Johannesburg Council 2024-05-15 2024-05-22

COJ : SPECIAL MAYORAL COMMITTEE 2024-05-08 2024-05-19

GROUP FINANCE

Legal		
a) For every A4 photocopy	R 9,48	R 9,94
b) For every A4 printed copy in electronic or machine-readable format	R 5,64	R 5,91
c) For a copy in a computer-readable form on i) stiffy disc ii) compact disc	R 20	R 21
d) i) For a transcription of visual images ii) For a copy of a visual image	R 64	R 67

Standard Activity	Old Tariff	New Tariff
e) i) For a transcription of an Audio Record per page	R 192	R 201
ii) For a copy of an Audio Record	R 62	R 65
Traffic Counts		
Existing Counts (Per Set)	R 1 174	R 1 230
Existing Traffic Signal Plans	R 227	R 238
New Intersection Counts	R 5 631	R 5 901
New Link Volume Counts	R 2 627	R 2 753
Tender Documents		
Up to a million one year contract	R 332	R 348
Up to a million two year contract	R 628	R 658
> R1 million	R 972	R 1 019
Capital Projects	R 1 612	R 1 689
Security Closure Administration Cost (Main Gate)	R 16 698	R 17 500
Security Closure Administration Cost (Additional Gate)	R 984	R 1 031

1C.110

City of Johannesburg Council 2024-05-15 2024-05-22

COJ : SPECIAL MAYORAL COMMITTEE 2024-05-08 2024-05-19

GROUP FINANCE

Security Closure Administration Cost (Main Gate) – Renewal after two years	R 10,017	R 10 498
Security Closure Administration Cost (Additional Gate) – Renewal after two years	R 591	R 619

1C.111

City of Johannesburg Council 2024-05-15 2024-05-22

COJ : SPECIAL MAYORAL COMMITTEE 2024-05-08 2024-05-19

GROUP FINANCE

ANNEXURE 8

**AMENDMENT OF TARIFF OF CHARGES FOR CEMETERIES AND CREMATORIA;
PARKS, OPEN SPACES NATURE RESERVES AND ZOO FOR PERIOD 1 JULY 2024 TO
30 JUNE 2025**

1C.112

City of Johannesburg Council 2024-05-15 2024-05-22

COJ : SPECIAL MAYORAL COMMITTEE 2024-05-08 2024-05-19

GROUP FINANCE

		2023/24 FEE	%	NEW FEE	NEW FEE ROUNDED TO R1
CEMETERIES AND CREMATORIA					
STANDARD ITEM TARIFFS FOR ALL CEMETERY CATEGORIES (EFT PAYEES)					
1.	EXHUMATION FEE	381,64	4,80%	399,96	400,00
2.	CREMATIONS				
	Standard	1 462,77	4,80%	1 532,99	1 533,00
	Crementation fee over 120 kg	1 891,37	4,80%	1 982,15	1 983,00
	Infant	601,97	4,80%	630,87	631,00
3.	ANATOMY MATERIAL (per 100 kg)	964,35	4,80%	1 010,64	1 011,00
4.	HINDU CREMATORIUM (admin fee charged for archival records of cremations taken place on Council land)	112,89	4,80%	118,31	119,00
5.	BURIAL OF ASHES IN EXISTING GRAVE	116,78	4,80%	122,38	123,00
6.	AFTER HOURS FEE - BURIALS	908,97	4,80%	952,60	953,00
	AFTER HOURS FEE - CREMATIONS (after 16h00 at any crematorium excluding Hindu Cremations)	908,97	4,80%	952,60	953,00
7.	PUBLIC HOLIDAY FEE (MON - FRI) (additional to respective tariffs)	1 090,76	4,80%	1 143,11	1 144,00
8.	CREMATORIUM / CEMETERY MEMORIAL WALL SECTION				
	Plaque / Niche	546,59	4,80%	572,83	573,00
	Plaque / No Niche	456,29	4,80%	478,19	479,00
9.	BOOK OF REMEMBRANCE (1 to 3 lines)	170,96	4,80%	179,16	180,00
10.	ISSUING OF DUPLICATE CREMATION CERTIFICATE	86,68	4,80%	90,84	91,00
11.	USE OF CHAPEL PER 60 MINUTE SESSION (excluding Lenasia Crematorium)	768,12	4,80%	804,99	805,00
12.	FEE FOR ENLARGING OF GRAVE	431,02	4,80%	451,70	452,00
	FEE FOR DEEPENING OF GRAVE	431,02	4,80%	451,70	452,00
13.	COMMUNITY OPERATED AND MAINTAINED CEMETERIES				
	Jewish (West Park)			50% of prescribed tariff	
	Muslim (West Park and Newclare)			50% of prescribed tariff	
14.	NON-RESIDENT TARIFFS FOR BURIALS (standard practice between Municipalities, excluding cremations)			3 x prescribed tariff	
15.	ERECTION OF MEMORIALS ON GRAVES	346,73	4,80%	363,37	364,00
16.	ELECTRONIC GRAVE MARKER	260,05	4,80%	272,53	273,00
17.	BURIAL IN A CONSERVATION AREA OF A CEMETERY			Prescribed tariff + grave marker	
18.	STANDARD RE-OPEN FEE FOR ALL CEMETERIES	517,69	4,80%	542,54	543,00
19.	LATE BOOKING FEE	863,21	4,80%	904,65	905,00
20.	BURIAL IN AREA OF HIGH PROFILE*	7 694,32	4,80%	8 063,65	8 064,00
	RESERVATION OF A GRAVE IN AREA OF HIGH PROFILE	3 844,16	4,80%	4 028,68	4 029,00
	BURIAL IN RESERVED GRAVE IN AREA OF HIGH PROFILE*	3 844,16	4,80%	4 028,68	4 029,00
21.	REFUNDABLE DEPOSIT (FUNERAL UNDERTAKERS)	1 579,50	4,80%	1 655,32	1 656,00
22.	PAUPER AND INDIGENT FUNERALS (Fees waived)			0,00	
CATEGORY A:					
WEST PARK, BRIXTON, BRAAMFONTEIN					
1.	BURIAL FEE				
	Adult*	3 432,40	4,80%	3 597,16	3 598,00
	Child*	1 714,40	4,80%	1 796,69	1 797,00
2.	BURIAL FEE - SECOND BURIAL				
	Standard Coffin	517,69	4,80%	542,54	543,00
	Casket Coffin	948,70	4,80%	994,24	995,00
	Weekend and Public Holiday Fee - West Park Cemetery Only				
	Standard Coffin	1 427,86	4,80%	1 496,40	1 497,00
	Casket Coffin	1 857,67	4,80%	1 946,84	1 947,00
3.	BURIAL OF ASHES IN A NEW GRAVE				
	Adult	3 432,40	4,80%	3 597,16	3 598,00
	Child	1 714,40	4,80%	1 796,69	1 797,00
4.	RESERVATION OF A GRAVE IN ANY SECTION OF A CEMETERY				
	Adult	1 714,40	4,80%	1 796,69	1 797,00
5.	BURIAL IN A RESERVED GRAVE				
	Adult*	1 714,40	4,80%	1 796,69	1 797,00
	Child*	859,61	4,80%	900,87	901,00
	BURIAL IN VAULTS (Mausolea)*	3 432,40	4,80%	3 597,16	3 598,00
7.	NON RESIDENT BURIAL				
	Adult	10 296,01	4,80%	10 790,22	10 791,00
	Child	5 137,17	4,80%	5 383,75	5 384,00
8.	REFUNDABLE DEPOSIT (FUNERAL UNDERTAKERS)	1 579,50	4,80%	1 655,32	1 656,00

1C.113

City of Johannesburg Council 2024-05-15 2024-05-22

COJ : SPECIAL MAYORAL COMMITTEE 2024-05-08 2024-05-19

GROUP FINANCE

CATEGORY B:					
ALL OTHER CEMETERIES					
1.	BURIAL FEE				
	Adult*	2 146,62	4,80%	2 249,66	2 250,00
	Child*	1 075,11	4,80%	1 126,72	1 127,00
2.	BURIAL FEE - SECOND BURIAL				
	Standard Coffin	517,69	4,80%	542,54	543,00
	Casket Coffin	948,70	4,80%	994,24	995,00
3.	BURIAL OF ASHES IN A NEW GRAVE				
	Adult	2 146,62	4,80%	2 249,66	2 250,00
	Child	1 075,11	4,80%	1 126,72	1 127,00
4.	RESERVATION OF A GRAVE IN ANY SECTION OF A CEMETERY				
	Adult	1 075,11	4,80%	1 126,72	1 127,00
	Child	538,15	4,80%	563,98	564,00
5.	BURIAL IN A RESERVED GRAVE				
	Adult*	1 075,11	4,80%	1 126,72	1 127,00
	Child*	538,15	4,80%	563,98	564,00
6.	NON RESIDENT BURIAL				
	Adult	6 439,83	4,80%	6 748,94	6 749,00
	Child	3 222,91	4,80%	3 377,61	3 378,00
7.	BURIAL IN A CONSERVATION AREA OF A CEMETERY (Waterval and Diepsloot)				
	Adult*	2 435,56	4,80%	2 552,47	2 553,00
	Child*	1 361,64	4,80%	1 427,00	1 427,00
8.	REFUNDABLE DEPOSIT (FUNERAL UNDERTAKERS)	1 579,50	4,80%	1 655,32	1 656,00
USES OF PARKS, OPEN SPACES AND NATURE RESERVES					
1.	FILMING AND PHOTO SHOTS				
	International filming (8 hours)	28 950,54	0,00%	28 950,54	28 951,00
	International filming (1 - 4 hours)	19 538,29	0,00%	19 538,29	19 539,00
	Corporate advertising companies - filming per full day (8 hours)	18 144,96	0,00%	18 144,96	18 145,00
	Corporate advertising companies - filming per half day (up to 4 hours)	9 755,29	0,00%	9 755,29	9 756,00
	Low budget film shoots and music videos (8 hours)	4 596,72	0,00%	4 596,72	4 597,00
	Low budget film shoots (4 hours)	4 125,47	0,00%	4 125,47	4 126,00
	NGO's and other non-profit organisations filming companies (reduction to increase growth in market)	1 980,18	0,00%	1 980,18	1 981,00
	Use of drone pre-approved by Conservation	New Fee	0,00%	500,00	500,00
	Wedding photos	668,48	0,00%	668,48	669,00
	General photo shoots (under 50 people)	247,67	0,00%	247,67	248,00
	General photo shoots (51 plus people)	668,48	0,00%	668,48	669,00
	Corporate and international: Above tariffs are subject to a refundable deposit, subject to terms and conditions as set out in the indemnity			40% of fees	
	Refundable deposits for NGO's			20% of fees	
	Refundable deposit			40% of fees	
2.	EVENTS AND GATHERINGS				
	Informal events (20 but less than 100) - schools, welfare and individual - weekdays	744,14	0,00%	744,14	745,00
	Informal events (20 but less than 100) - schools, welfare and individual - weekends	2 185,42	0,00%	2 185,42	2 186,00
	Informal events (100 - 500), schools, welfare and individuals - weekdays and weekends	2 509,91	0,00%	2 509,91	2 510,00
	Flea markets and exhibitions - weekdays, weekends and public holidays	5 059,96	0,00%	5 059,96	5 060,00
	Informal events - excluding Executive Lapas for picnics, pony rides, school outings, weddings, etc. Not exceeding 20 people			No fee charged	
	Weekdays, weekends and public holidays for executive lapas, musical fountains bo	2 532,84	0,00%	2 532,84	2 533,00
	Refundable deposits			40% of fees	
3.	GENERAL LAPAS AND BRAAI AREAS				
	(Weekends and public holidays)	4 490,09	0,00%	4 490,09	4 491,00
	(Weekdays)	3 143,97	0,00%	3 143,97	3 144,00
	Executive Lapas (weekends)	6 716,79	0,00%	6 716,79	6 717,00
	Executive Lapas (weekdays)	5 070,49	0,00%	5 070,49	5 071,00
	Refundable deposit			40% of fees	

1C.114

City of Johannesburg Council 2024-05-15 2024-05-22

COJ : SPECIAL MAYORAL COMMITTEE 2024-05-08 2024-05-19

GROUP FINANCE

4	PIONEER PARK MUSICAL FOUNTAINS				
	Upper Executive Conference Facility				
	Full day from 08h00 - 17h00	8 116,79	0,00%	8 116,79	8 117,00
	Half day from 08h00 - lunch time	4 869,61	0,00%	4 869,61	4 870,00
	Outside area only	5 683,69	0,00%	5 683,69	5 684,00
	Display of fountains inclusive of cost of venues	15 924,00	0,00%	15 924,00	15 925,00
	Refundable deposit			40% of fees	
5	JOHANNESBURG BOTANICAL GARDEN				
	Exchange of vows and photo shoot only (setting up in the morning 1 - 4 hours)	4 125,47	0,00%	4 125,47	4 126,00
	Whole ceremony (set up day before or morning - 05h00 - 18h00)	5 775,42	0,00%	5 775,42	5 776,00
	Refundable deposit: Vows	1 053,00	0,00%	1 053,00	1 053,00
	Refundable deposit: Ceremony	2 106,00	0,00%	2 106,00	2 106,00
6	OTHER UNFENCED PARKS / OPEN PARKS FOR WEDDINGS				
	Exchange of vows and photo shoot only (setting up in the morning 1 - 4 hours)	1 480,48	0,00%	1 480,48	1 481,00
	Whole ceremony (set up day before or morning - 05h00 - 18h00)	2 311,55	0,00%	2 311,55	2 312,00
	Marquee for funeral services / open space	659,43	0,00%	659,43	660,00
	Refundable deposit			40% of fees	
7	OTHER FENCED AREAS / CLOSED PARKS FOR WEDDINGS				
	Exchange of vows and photo shoot only (setting up in the morning 1 - 4 hours)	3 416,87	0,00%	3 416,87	3 417,00
	Whole ceremony (set up day before or morning - 05h00 - 18h00)	4 953,31	0,00%	4 953,31	4 954,00
	Refundable deposit			40% of fees	
8	LARGE EVENTS				
8.1.	MUSIC FESTIVALS, CLASSIC AND ROCK FESTIVALS / CONCERTS, PERFORMING ARTS AND CULTURAL FESTIVALS EXCEEDING 500 PERSONS (including maintenance and cleaning)				
	Fees for set-up of concerts and festivals	Maximum R10 000 per day		Maximum R20 000 per day	
	1 day (501 - 3 000 people)	129 479,93	0,00%	129 479,93	129 480,00
	1 day (3 001 - 15 000+ people) for allocated parks as listed on the website	182 309,59	0,00%	182 309,59	182 310,00
	Per day for 2 days (501 - 3 000 people)	73 771,18	0,00%	73 771,18	73 772,00
	Per day for 2 days (3 001 - 15 000+ people)	83 133,17	0,00%	83 133,17	83 134,00
	Per day for 3 days (501 - 3 000 people)	58 967,41	0,00%	58 967,41	58 968,00
	Per day for 3 days (3 001 - 15 000+ people)	67 346,76	0,00%	67 346,76	67 347,00
	Booking in advance for date reserving for the above category, details of refund in case of cancellation will be on the contract to be signed	85 077,81	0,00%	85 077,81	85 078,00
	Refundable deposit			40% of fees	
8.2.	MANUFACTURING, CORPORATE AND COMMERCIAL LAUNCHES AND EXHIBITIONS (per day)	42 372,65	0,00%	42 372,65	42 373,00
	Setting up and vacating tariff per day (may increase in flagship facility at the discretion of the MD or nominee)	3 903,03	0,00%	3 903,03	3 904,00
8.3.	EVENTS RELATED OPEN SPACE PARKING: PARK AND RIDE (per day)	21 167,41	0,00%	21 167,41	21 168,00
	Individual parking requests (up to 50 vehicles)	1 288,78	0,00%	1 288,78	1 289,00

1C.115

City of Johannesburg Council 2024-05-15 2024-05-22

COJ : SPECIAL MAYORAL COMMITTEE 2024-05-08 2024-05-19

GROUP FINANCE

NATURE RESERVES					
1	Facility Reservation / Booking Fee (No JOC approval required)	646,19	0,00%	646,19	647,00
2	Facility Reservation / Booking Fee (JOC approval required)	1 551,32	0,00%	1 551,32	1 552,00
3	Entrance fees for reserves, botanical gardens and conservation areas	31,59	0,00%	31,59	32,00
4	ENTRANCE FEES FOR RESERVES, BOTANICAL GARDENS AND CONSERVATION AREAS (fee structure not yet implemented)				
	Adult	31,59	0,00%	31,59	32,00
	Children	15,80	0,00%	15,80	16,00
	Senior citizens	15,80	0,00%	15,80	16,00
	Students (weekdays only and student card required)	15,80	0,00%	15,80	16,00
	School groups (per person)	10,53	0,00%	10,53	11,00
	Differently abled people	15,80	0,00%	15,80	16,00
	Welfare Groups (per person and weekdays only)	10,53	0,00%	10,53	11,00
5	ANNUAL PASSES				
	Adult	863,00	0,00%	863,00	863,00
	Adult VIP	1 147,00	0,00%	1 147,00	1 147,00
	Child	526,50	0,00%	526,50	527,00
	Child VIP	705,50	0,00%	705,50	706,00
	Pensioner	526,50	0,00%	526,50	527,00
	Pensioner VIP	526,50	0,00%	526,50	527,00
	Senior Citizen	526,50	0,00%	526,50	527,00
	Senior Citizen VIP	705,50	0,00%	705,50	706,00
	Differently Abled Person	526,50	0,00%	526,50	527,00
	Differently Abled Person VIP	705,50	0,00%	705,50	706,00
6	ILLEGAL FELLING OR LOPPING OF STREET TREES				
	Apply the following formula with ratings of 1 to 4 to the following elements:				
	(Size x Age x Location x Surrounds x Foilage x Shape x Botanical value)				
	and multiply by R20 eg (3x4x1x2x3x4x2)xR2 = R11 520				

1C.116

City of Johannesburg Council 2024-05-15 2024-05-22

COJ : SPECIAL MAYORAL COMMITTEE 2024-05-08 2024-05-19

GROUP FINANCE

JOHANNESBURG ZOO					
1	ENTRANCE FEES				
	Adult	120,00	4,80%	125,76	126,00
	Children	70,00	4,80%	73,36	74,00
	Senior citizens	70,00	4,80%	73,36	74,00
	Students (weekdays only and student card required)	70,00	4,80%	73,36	74,00
	School groups (per person)	44,00	4,80%	46,11	47,00
	Differently abled people	44,00	4,80%	46,11	47,00
	Welfare Groups (per person and weekdays only)	49,50	4,80%	51,88	52,00
	Masimbasani indigent schools access			0,00	
	Zoo Trot	70,00	4,80%	73,36	74,00
	Conservation Walks	76,50	4,80%	80,17	81,00
	External Walks				
	Group entrance fee per person	27,00	4,80%	28,30	29,00
	Venue hire	3 762,15	4,80%	3 942,73	3 943,00
	Returnable deposit for use of wheelchair	100,00	4,80%	104,80	105,00
2	ANNUAL PASSES				
	Adult	903,00	4,80%	946,34	947,00
	Adult VIP	1 200,00	4,80%	1 257,60	1 258,00
	Child	550,00	4,80%	576,40	577,00
	Child VIP	738,00	4,80%	773,42	774,00
	Pensioner	550,00	4,80%	576,40	577,00
	Pensioner VIP	738,00	4,80%	773,42	774,00
	Family of 4 (limited to 6 entrees per year)	1 214,00	4,80%	1 272,27	1 273,00
3	PARKING				
	Cars and mini vans	16,50	4,80%	17,29	18,00
	Buses (30 - 120 seaters)	28,00	4,80%	29,35	30,00
4	ZOO ACTIVITIES - INCLUSIVE OF ENTRY FEES (PER PERSON)				
	Ferry Tour				
	15 - 20 people	145,00	4,80%	151,96	152,00
	21 - 34 people	133,50	4,80%	139,91	140,00
	35+ people	116,00	4,80%	121,56	122,00
	Behind the Scenes Tour (flat rate)	140,00	4,80%	146,72	147,00
	School Day Tour (flat rate)	90,00	4,80%	94,32	95,00
	Senior Citizens' Tour (flat rate)	85,00	4,80%	89,08	90,00
	Evening Tour				
	15 - 20 people	153,00	4,80%	160,34	161,00
	21 - 34 people	153,00	4,80%	160,34	161,00
	35+ people	140,00	4,80%	146,72	147,00
	School Evening Tour (flat rate)	127,00	4,80%	133,10	134,00
	Zoo Snooze				
	25 - 49 people	243,00	4,80%	254,66	255,00
	49+ people	188,00	4,80%	197,03	198,00
	Holiday Programme	133,50	4,80%	139,91	140,00
	Zoo Buggies (per hour)	133,50	4,80%	139,91	140,00
	Ferry Rides				
	Weekdays	5,30	4,80%	5,55	6,00
	Weekends	10,50	4,80%	11,01	12,00
	Youth Club	728,00	4,80%	762,94	763,00

1C.117

City of Johannesburg Council 2024-05-15 2024-05-22

COJ : SPECIAL MAYORAL COMMITTEE 2024-05-08 2024-05-19

GROUP FINANCE

5	ZOO VENUE HIRING				
	Old Elephant House				
	Full day fee	6 584,55	4,80%	6 900,61	6 901,00
	Half day fee	3 126,90	4,80%	3 276,99	3 277,00
	AngloGold Ashanti Conference Centre				
	Full day fee	7 988,02	4,80%	8 371,45	8 372,00
	Half day fee	4 560,21	4,80%	4 779,10	4 780,00
	Bandstand (plus group entrance fee p p)	5 858,44	4,80%	6 139,65	6 140,00
	Cheetah Slopes (plus group entrance fee p p)	5 858,44	4,80%	6 139,65	6 140,00
	Centenary Lawn (plus group entrance fee p p)	5 858,44	4,80%	6 139,65	6 140,00
	Tree of Light Lawn (plus group entrance fee p p)	2 042,00	4,80%	2 140,01	2 141,00
	Meerkat Lawn (plus group entrance fee p p)	2 042,00	4,80%	2 140,01	2 141,00
	AngloGold Ashanti Lapa (plus group entrance fee p p)	2 042,00	4,80%	2 140,01	2 141,00
	Jungle Gym (plus group entrance fee p p)	2 042,00	4,80%	2 140,01	2 141,00
	Animals of the Amazon Exhibit (plus group entrance fee p p)	3 846,18	4,80%	4 030,80	4 031,00
	Open areas exceeding 20 people (plus group entrance fee p p)	1 433,74	4,80%	1 502,56	1 503,00
	Team building (50 people or less, per person fee)	449,34	4,80%	470,91	471,00
	Team building (51 people or more, per person fee)	385,30	4,80%	403,79	404,00
	Group entrance fee referred to, in points 3 - 11 above, per person	27,50	4,80%	28,82	29,00
	Refundable deposit	1 113,00	4,80%	1 166,42	1 167,00
	Zoo Guest House				
	Amazon - 3 bedroom house				
	a. 5 sleeper (per unit per night)	1 680,00	4,80%	1 760,64	1 761,00
	b. Per person sharing per night	483,00	4,80%	506,18	507,00
	Jungle - 2 bedroom house				
	a. 2 sleeper (per unit per night)	840,00	4,80%	880,32	881,00
	b. Per person sharing per night	441,00	4,80%	462,17	463,00
	Zoo Animal adoption				
	Individual Cat 1	300,00	4,80%	314,40	315,00
	Individual Cat 2	550,00	4,80%	576,40	577,00
	Individual Cat 3	1 200,00	4,80%	1 257,60	1 258,00
	Corporate Cat 4	10 000,00	4,80%	10 480,00	10 480,00
6	ADMINISTRATION FEE				
	Non-refundable Booking Administration Fee	237,50	4,80%	248,90	249,00
7	COJ AND MUNICIPAL ENTITIES				
	Discounted tariff for CoJ and Municipal Entities			20% deducted of normal fees charged	
WAIVING OF FACILITY HIRING FEES					
	R20 000,00 and less			DISCRETION OF EM: BS	
	More than R20 000,00			DISCRETION OF MD/MD NOMINEE	

City of Johannesburg Council 2024-05-15 2024-05-22

COJ : SPECIAL MAYORAL COMMITTEE 2024-05-08 2024-05-19

GROUP FINANCE**ANNEXURE 9****AMENDMENT OF TARIFF OF CHARGES IN RESPECT OF MISCELLANEOUS TRAFFIC RELATED SERVICES FOR PERIOD 1 JULY 2024 TO 30 JUNE 2025**

In terms of Sections 17(3)(a)(ii) and 22 (a)(i) and (ii) of the Local Government Municipal Finance Management Act, 2003 (Act 56 of 2003) and Sections 21(1) and (3), 21(A) and 75A(3) and (4) of the Local Government: Municipal Systems Act, 2000 (Act 32 of 2000) as amended, it is hereby notified that the City of Johannesburg has, in terms of Sections 11(3)(i) and 75A (1) and (2) of the Local Government: Municipal Systems Act, 2000 (Act 32 of 2000) as amended, read with Section 24(2)(c)(ii) of the Local Government Municipal Finance Management Act, 2003 (Act 56 of 2003) amended its Tariff of Charges for Miscellaneous Traffic Related Services with effect from 1 July 2024.

	Service	Current Tariff	Proposed Tariff from 1 July 2024	Cpi % Incr.	Proposed Tariff from 1 July 2025	Proposed Tariff from 1 July 2026
1	<p>1.1. Impounding of Vehicles for offences other than illegal dumping</p> <p>The proposed increase is in line with market related charges, cost recovery principles and is considered to be a deterrent to unlawful behaviour. In addition this tariff is in line with the proposed tariff for the impounding of non-perishable goods (16 below).</p> <ul style="list-style-type: none"> ▪ The estimated additional revenue is R 778 400 (2024/25), R 813 400 (2025/26) and R 784 300 (2026/27). 	R3 605	R3 778	4.8%	R3 948	R4 126

1C.119

City of Johannesburg Council 2024-05-15 2024-05-22

COJ : SPECIAL MAYORAL COMMITTEE 2024-05-08 2024-05-19

GROUP FINANCE

	Service	Current Tariff	Proposed Tariff from 1 July 2024	Cpi % Incr.	Proposed Tariff from 1 July 2025	Proposed Tariff from 1 July 2026
2	<p>Storage of Impounded vehicles per 24 hours after the first 48 hours.</p> <ul style="list-style-type: none"> The proposed increase is considered to be a deterrent to unlawful behaviour and this tariff is in line with the proposed tariff for the storage of goods (17 below). 	R150	R157	4.8%	R164	R171
	<ul style="list-style-type: none"> It is estimated additional income is R 157 500 (2024/25), R 164 600 (2025/26) and R 172 007 (2026/27) 					
3(<p>Copy of a Road Traffic Accident Report</p> <ul style="list-style-type: none"> The estimated additional income is R443 400 (2024/25), R463 400 (2025/26) and R484 300 (2026/27) 	R384	R403	4.8%	R422	R441
3((ii)	<p>Copy of Normal Accident Report Produced by the Accident Reconstruction Team (includes maximum of 25 photographs)</p> <ul style="list-style-type: none"> The purpose of this tariff is to cover the cost of supplying a professionally reconstructed accident report to a 	R5 058	R5 286	4.8%	R5 524	R5 773

1C.120

City of Johannesburg Council 2024-05-15 2024-05-22

COJ : SPECIAL MAYORAL COMMITTEE 2024-05-08 2024-05-19

GROUP FINANCE

	Service	Current Tariff	Proposed Tariff from 1 July 2024	Cpi % Incr.	Proposed Tariff from 1 July 2025	Proposed Tariff from 1 July 2026
	<p>prospective claimant.</p> <ul style="list-style-type: none"> ▪ This is a high quality technical accident report that is drawn up by specially trained Metro Police Officers from the Accident Reconstruction Team. ▪ These officers who are on standby at all times, respond to all serious accidents and have to be paid standby allowance plus overtime payment. ▪ These reconstructed accident reports are very detailed and time consuming to construct. ▪ Additional photographs should be charged for at the tariff under Item 4. 					
	<ul style="list-style-type: none"> ▪ The estimated additional income R 22 680 (2024/25), R 22 800 (2025/26) and R 23 800 (2026/27) 					

1C.121

City of Johannesburg Council 2024-05-15 2024-05-22

COJ : SPECIAL MAYORAL COMMITTEE 2024-05-08 2024-05-19

GROUP FINANCE

	Service	Current Tariff	Proposed Tariff from 1 July 2024	Cpi % Incr.	Proposed Tariff from 1 July 2025	Proposed Tariff from 1 July 2026
3(<p>Provision of Accident Statistics drawn by the Accident Office, provided that the Chief of Police may in terms of section 79(16)(c) of the Local Government Ordinance, 1939 (Ordinance 17 of 1939) provide the statistics free of charge to an institution, organization, society or club (including the State and Province) referred to in section 79(16)(a) or (b) of the ordinance.</p> <ul style="list-style-type: none"> ▪ The purpose of this tariff is to cover the costs involved in compiling and supplying accident statistics to professional bodies (e.g. consultants) and other individuals who request information of this nature ▪ The proposal that this tariff be levied at the discretion of the Chief of Police is made because it would not always be appropriate to levy the tariff. (e.g. Provincial Government (the provider of NATIS (National Traffic Information System) which is used to 	R4 148 (per request)	R4 348 (per request)	4.8%	R4 544 (per request)	R4 749 (per request)

1C.122

City of Johannesburg Council 2024-05-15 2024-05-22

COJ : SPECIAL MAYORAL COMMITTEE 2024-05-08 2024-05-19

GROUP FINANCE

	Service	Current Tariff	Proposed Tariff from 1 July 2024	Cpi % Incr.	Proposed Tariff from 1 July 2025	Proposed Tariff from 1 July 2026
	<p>compile accident statistics and Central Government)</p> <ul style="list-style-type: none"> ▪ It is estimated that additional income from this source will be negligible 					
4	<p>Copy of any photographs taken at the scene of an Accident</p> <ul style="list-style-type: none"> ▪ It is estimated that additional income from this source will be negligible 	R98 (per photo)	R103 (per photo)	4.8%	R108 (per photo)	R113 (per photo)
5	<p>Training of Traffic Officers (External Candidates)</p> <ul style="list-style-type: none"> ▪ The estimated additional income is R168 585 (2024/25), R168 800 (2025/26) and R176 800 (2026/27). 	R19 240	R20 164	4.8%	R21 072	R22 021
6	<p>Training of Metro Police Officers (External Candidates)</p> <ul style="list-style-type: none"> ▪ This tariff incorporates the Traffic Officer training as well as the cost of the skills program. ▪ The estimated additional income is R163 500 (2024/25), R163 800 (2025/26) and R171 500 (2026/27). 	R25 059	R26 262	4.8%	R27 444	R28 679

1C.123

City of Johannesburg Council 2024-05-15 2024-05-22

COJ : SPECIAL MAYORAL COMMITTEE 2024-05-08 2024-05-19

GROUP FINANCE

	Service	Current Tariff	Proposed Tariff from 1 July 2024	Cpi % Incr.	Proposed Tariff from 1 July 2025	Proposed Tariff from 1 July 2026
7	Traffic Metro Police Skills program (External Candidates) <ul style="list-style-type: none"> ▪ The estimated additional income is R22 680 (2024/25), R22 800 (2025/26) and R23 800 (2026/27). 	R5 761	R6 038	4.8%	R6 310	R6 594
8	Authorised Officer Course (Law Enforcement) (External Candidates) <ul style="list-style-type: none"> ▪ The estimated additional income is R145 460 (2024/25) R145 700 (2025/26) and R152 600 (2026/27). 	R7 835	R8 211	4.8%	R8 581	R8 967
9	Training of Traffic Wardens (Class A) (External Candidates) <ul style="list-style-type: none"> ▪ The estimated additional income is R145 460 (2024/25) R145 700 (2025/26) and R152 600 (2026/27). 	R7 835	R8 211	4.8%	R8 581	R8 967
	Verification of qualifications of MPO's	R277	R291	4.8%	R305	R319
	Usage to the shooting range	R111	R117	4.8%	R122	R128
10	Training of Peace Officers <ul style="list-style-type: none"> ▪ The estimated 	R1 038	R1 088	4.8%	R1 137	R1 188

1C.124

City of Johannesburg Council 2024-05-15 2024-05-22

COJ : SPECIAL MAYORAL COMMITTEE 2024-05-08 2024-05-19

GROUP FINANCE

	Service	Current Tariff	Proposed Tariff from 1 July 2024	Cpi % Incr.	Proposed Tariff from 1 July 2025	Proposed Tariff from 1 July 2026
	additional income is R141 050 (2024/25), R141 200 (2025/26) and R147 900 (2026/27).					
11	Driver Training (Defensive Driving) Candidate making use of own vehicle.	R4 320	R4 528	4.8%	R4 732	R4 945
	Candidate making use of JMPD vehicle	R6 913	R7 245	4.8%	R7 571	R7 912
	<ul style="list-style-type: none"> ▪ The estimated additional income is R44 100 (2024/25), R51 200 (2025/26) and R58 400 (2026/27). 	R173	R182	4.8%	R190	R199 R98 R199
	Other Fees for:					
	<ul style="list-style-type: none"> ▪ Lost Vehicle Tag 	R86	R90	4.8%	R94	
	<ul style="list-style-type: none"> ▪ Lost appointment cards 	R173	R182	4.8%	R190	
	<ul style="list-style-type: none"> ▪ Duplicate Certificates 					
12	Training Of Dog Handlers					
	Explosives Detection	R11 521	R12 074	4.8%	R12 618	R13 186
	Narcotics Detection	R11 521	R12 074	4.8%	R12 618	R13 186
	Tracker Dog Handler	R5 991	R6 279	4.8%	R6 562	R6 858
	Patrol Dog Handler	R11 521	R12 074	4.8%	R12 618	R13 186

1C.125

City of Johannesburg Council 2024-05-15 2024-05-22

COJ : SPECIAL MAYORAL COMMITTEE 2024-05-08 2024-05-19

GROUP FINANCE

	Service	Current Tariff	Proposed Tariff from 1 July 2024	Cpi % Incr.	Proposed Tariff from 1 July 2025	Proposed Tariff from 1 July 2026
	<ul style="list-style-type: none"> ▪ The estimated additional income is 62 300 (2024/25) 69 700 (2025/26) and 77 400 (2026/27). 					
13	<p>Sale of Dogs</p> <ul style="list-style-type: none"> ▪ The JMPD receives generous donations of dogs and can in many instances sell dogs to potential dog handlers. ▪ This charge includes the cost of kennelling, food and medical treatment. ▪ It is anticipated that additional income from this source will be negligible. <p>Sale of Horse</p> <ul style="list-style-type: none"> ▪ The charge includes the cost of stabling, food and medical treatment <p>It is anticipated that additional income from this source will be negligible.</p>	R2 477	R2 596	4.8%	R2 713	R2 835
		R2 962	R3 105	4.8%	R3 245	R3 391
14	<p>Traffic Control – Filming on Public Roads</p> <p>All organisations – per hour or part thereof.</p>	R1 095	R1 148	4.8%	R1 200	R1 254

1C.126

City of Johannesburg Council 2024-05-15 2024-05-22

COJ : SPECIAL MAYORAL COMMITTEE 2024-05-08 2024-05-19

GROUP FINANCE

	Service	Current Tariff	Proposed Tariff from 1 July 2024	Cpi % Incr.	Proposed Tariff from 1 July 2025	Proposed Tariff from 1 July 2026
	<ul style="list-style-type: none"> ▪ The estimated additional income is R180 000 (2024/25), R188 100 (2025/26) and R196 600 (2026/27). ▪ Parking Fee Proposal For the cars that are part of the filming production (more input here) 					
15	<p>Impounding of Goods</p> <ul style="list-style-type: none"> ▪ Perishable goods ▪ Non-perishable goods (including caravans, trailers and containers) ▪ The present tariff for the impounding of perishable goods is considered to be adequate. The proposed tariff for non-perishable goods is in line with the proposed tariff for the impounding of vehicles (1 above). 	<p>R1 843</p> <p>R3 687</p>	<p>R1 932</p> <p>R3 864</p>	<p>4.8%</p> <p>4.8%</p>	<p>R2 019</p> <p>R3 868</p>	<p>R2 110</p> <p>R4 038</p>

1C.127

City of Johannesburg Council 2024-05-15 2024-05-22

COJ : SPECIAL MAYORAL COMMITTEE 2024-05-08 2024-05-19

GROUP FINANCE

	Service	Current Tariff	Proposed Tariff from 1 July 2024	Cpi % Incr.	Proposed Tariff from 1 July 2025	Proposed Tariff from 1 July 2026
	<ul style="list-style-type: none"> ▪ The estimated additional income is R158 600 (2024/25), R158 800 (2025/26) and R166 000 (2026/27). 					
16	<p>Storage of Goods per 24 hours after the first 48 hours</p> <ul style="list-style-type: none"> ▪ The tariff is in line with the proposed tariff for the storage of impounded vehicles (Item 2 above). ▪ It is anticipated that additional income from this source will be negligible. 	R150	R157	4.8%	R164	R172
17	<p>Mass Measurement of Vehicles</p> <ul style="list-style-type: none"> ▪ The estimated additional income R157 300 (2024/25), R164 400 (2025/26) and R171 800 (2026/27). 	R230	R241	4.8%	R252	R264
18	<p>Funeral Escorts</p> <ul style="list-style-type: none"> ▪ The estimated additional income R377 400 (2024/25), R394 400 (2025/26) and R412 200 (2026/27). 	R1 646	R1 725	4.8%	R1 803	R1 884

1C.128

City of Johannesburg Council 2024-05-15 2024-05-22

COJ : SPECIAL MAYORAL COMMITTEE 2024-05-08 2024-05-19

GROUP FINANCE

	Service	Current Tariff	Proposed Tariff from 1 July 2024	Cpi % Incr.	Proposed Tariff from 1 July 2025	Proposed Tariff from 1 July 2026
19	Special Events Costing					
	▪ Costing of Chief Supt.					
	Normal Rate p/h	R435	R456	4.8%	R477	R499
	Overtime Rate	R653	R685	4.8%	R716	R749
p/h		R870	R912	4.8%	R912	R953
	P/H / Sunday Rate					
p/h		R334	R350	4.8%	R366	R383
	▪ Costing of Supt.	R501	R525	4.8%	R549	R574
	Normal Rate p/h	R659	R691	4.8%	R722	R755
	Overtime Rate					
p/h		R255	R268	4.8%	R280	R293
	P/H / Sunday Rate	R383	R402	4.8%	R420	R440
p/h		R510	R535	4.8%	R560	R585
	▪ Costing of Inspector					
	Normal Rate p/h	R225	R236	4.8%	R247	R259
	Overtime Rate	R336	R352	4.8%	R366	R383
p/h		R411	R431	4.8%	R451	R472
	P/H / Sunday Rate					
p/h		R217	R228	4.8%	R239	R250
	▪ Costing of Sergeant	R324	R339	4.8%	R354	R370
	Normal Rate p/h	R432	R453	4.8%	R474	R495
	Overtime Rate					
p/h		R217	R228	4.8%	R239	R250
	P/H / Sunday Rate	R324	R339	4.8%	R354	R370
p/h		R432	R453	4.8%	R474	R495
	▪ Costing of MPO					
	Normal Rate p/h	R139	R146	4.8%	R146	R153
	Overtime Rate	R209	R220	4.8%	R230	R241
p/h		R278	R292	4.8%	R305	R319
	P/H / Sunday Rate					
p/h		R105	R110	4.8%	R115	R121
	▪ Costing of Aut Officer	R157	R165	4.8%	R173	R181
	Normal Rate p/h	R211	R221	4.8%	R231	R242
	Overtime Rate					
p/h						
	P/H / Sunday Rate	R435	R456	4.8%	R477	R499
p/h		R653	R685	4.8%	R716	R749
	▪ Costing Driver	R870	R912	4.8%	R953	R996
	Normal Rate p/h					
	Overtime Rate					
p/h		R255	R267	4.8%	R280	R293
	P/H / Sunday Rate	R382	R400	4.8%	R418	R437
p/h		R510	R535	4.8%	R559	R584
	▪ Costing Workman					
	Normal Rate p/h					

1C.129

City of Johannesburg Council 2024-05-15 2024-05-22

COJ : SPECIAL MAYORAL COMMITTEE 2024-05-08 2024-05-19

GROUP FINANCE

	Service	Current Tariff	Proposed Tariff from 1 July 2024	Cpi % Incr.	Proposed Tariff from 1 July 2025	Proposed Tariff from 1 July 2026
	P/H / Sunday Rate p/h	R432	R453	4.8%	R473	R495
	Special Events Costing Planning Costs:					
	▪ Costing of Chief Supt.	R435	R456	4.8%	R477	R499
	▪ Costing of Supt.	R334	R350	4.8%	R366	R382
	▪ Costing of Inspector	R255	R267	4.8%	R279	R292
	▪ Costing of Sergeant	R225	R236	4.8%	R247	R258
	▪ Costing of MPO	R217	R227	4.8%	R237	R248
	▪ Costing of Aut. Officer	R217	R237	4.8%	R237	R248
	Special Events Costing Escort of Abnormal loads Costs:					
	▪ Costing of Supt.	R334	R350	4.8%	R366	R382
	▪ Costing of MPO	R255	R267	4.8%	R279	R292
	Special Events Costing Vehicles Costs:					
	▪ 2.5 Double Cab.	R132	R145	10%	R160	R176
	▪ 2.0 Sedan.	R157	R173	10%	R190	R209
	▪ 1.6 Sedan	R123	R135	10%	R149	R164
	▪ 1.3 Hatch Back	R69	R76	10%	R84	R93
	▪ Motor - Cycle	R146	R161	10%	R177	R195
	▪ 5 Ton Breakdown	R235	R259	10%	R285	R314
	▪ 3 Ton Breakdown	R225	R248	10%	R273	R300
	▪ Kombi	R87	R96	10%	R106	R117
	The estimated additional income is R1 270 900 (2024/25), R1 487 000 (2025/26) and R1 739 800 (2026/27).					

1C.130

City of Johannesburg Council 2024-05-15 2024-05-22

COJ : SPECIAL MAYORAL COMMITTEE 2024-05-08 2024-05-19

GROUP FINANCE

ANNEXURE 10

AMENDMENT OF TARIFF OF CHARGES FOR EMERGENCY MANAGEMENT SERVICES FOR PERIOD 1 JULY 2024 TO 30 JUNE 2025

The following charges inclusive of VAT will be effective from the 1 July 2024				
	DESCRIPTION OF SERVICE	TARIFF 2022/23	TARIFF 2023/24	TARIFF 2024/25
1	VEHICLE AND EQUIPMENT CHARGES			
	a. Fire appliance or specialist vehicle per hour or part thereof, for any type of callout incident.	R933	R 982	R1 029
	b. Service vehicle per hour or part thereof, for any callout incident.	R364	R 383	R401
	c. Fire appliance or specialised vehicle hired out for any purpose other than incident attendance per hour or part thereof (pre-contracted and paid in advance).	R1 390	R 1 464	R1 534
	d. Service vehicle hired out for any purpose other than incident attendance, per hour or part thereof (pre-contracted and paid in advance).	R402	R 423	R443
	e. Equipment of a general or specialised nature hired out for any purpose other than incident attendance per hour or part thereof, per item (pre-contracted and paid in advance).	R232	R 244	R256
	f. Recharging of compressed air cylinders paid in advance.	R164	R 173	R181
	g. Hiring of lecture / recreation facilities per day or part thereof paid in advance.	R2 287	R 2 408	R2 524
	h. Service vehicle hired out for Fire Safety – Special Event standby, per vehicle, per day. (Pre-contracted and paid in advance)	R256	R271	R284

1C.131

City of Johannesburg Council 2024-05-15 2024-05-22

COJ : SPECIAL MAYORAL COMMITTEE 2024-05-08 2024-05-19

GROUP FINANCE

The following charges inclusive of VAT will be effective from the 1 July 2024			
DESCRIPTION OF SERVICE	TARIFF 2022/23	TARIFF 2023/24	TARIFF 2024/25
1	VEHICLE AND EQUIPMENT CHARGES		
a. Fire appliance or specialist vehicle per hour or part thereof, for any type of callout incident.	R933	R982	R1 029
b. Service vehicle per hour or part thereof, for any callout incident.	R364	R383	R401
c. Fire appliance or specialised vehicle hired out for any purpose other than incident attendance per hour or part thereof (pre-contracted and paid in advance).	R1 390	R1 464	R1 534
d. Service vehicle hired out for any purpose other than incident attendance, per hour or part thereof (pre-contracted and paid in advance).	R402	R423	R443
e. Equipment of a general or specialised nature hired out for any purpose other than incident attendance per hour or part thereof, per item (pre-contracted and paid in advance).	R232	R244	R256
f. Recharging of compressed air cylinders paid in advance.	R164	R173	R181
g. Hiring of lecture / recreation facilities per day or part thereof paid in advance.	R2 287	R2 408	R2 524
h. Service vehicle hired out for Fire Safety – Special Event standby, per vehicle, per day. (Pre-contracted and paid in advance)	R256	R271	R284
2	PERSONNEL CHARGES		
Fees charged for standby duties under 2a, b or d which is outside of normal working hours for non-shift workers i.e., between 16:00 and 7:30 Monday to Friday or on weekends including public holidays will be charged at 1.5 x fee listed under 2a, b or d. Where staff normally working shifts are required to attend outside of their normal shift scheduling the same principle shall apply			
a. Officers and staff at any type of callout incident including standby duties per person, per hour or part thereof.	R437	R460	R482
b. Officers and staff required in attendance i.r.o. hired out vehicle and / or equipment per person, per hour or part thereof (pre-contracted and paid in advanced)	R402	R423	R443
c. Consultation fees for professional services i.r.o. Disaster Management, PIER and Fire Safety per hour or part thereof	R591	R622	R652
d. Events Medical Standby – Officers and staff required in attendance i.r.o. hired out vehicles and/or equipment per person, per hour or part thereof. (pre-contracted and paid in advance)			
(i) Basic life support	R202	R213	R223
(ii) Intermediate Life support	R296	R312	R327
(iii) Advanced Life support	R516	R543	R569
(iv) Doctor (General medical practitioner)	R823	R867	R909
(v) Specialist Medical Practitioner	R1 158	R1 219	R1 278
(vi) Nursing Practitioner	R490	R516	R541
3	DOCUMENTS		
Fees payable in advance and not refundable in the event that no records are found. Requests for duplicate documentation will be charged at the same tariff as original documents.			
a. Incident reports on request (All incident types, fire, medical special service etc. Reprint or duplicate of original as may be indicated, paid in advance)	R128	R135	R141
b. post-incident report on request (All incident types, paid in advance). If report is less than one year	R282	R297	R311
c. post-incident report on request (All incident types paid in advance) if report is older than one year	R765	R806	R845
d. Provisional Fire Report requested less than one year from date of incident.	R202	R213	R223
e. Provisional Fire Report – Requested more than year from date of incident.	R504	R531	R556
4	CONSUMABLES		
a. Costs of all materials used plus 10% as an administration charge			

1C.132

City of Johannesburg Council 2024-05-15 2024-05-22

COJ : SPECIAL MAYORAL COMMITTEE 2024-05-08 2024-05-19

GROUP FINANCE

	DESCRIPTION OF SERVICE	Conditions
5	FLAMMABLE SUBSTANCES AND DANGEROUS GOODS –ANNUAL REGISTRATIONS	
	All fees are payable in advance	
	All registration certificates and permits are renewable annually, application for renewal should be submitted 30 days before certificate/permit expiry date and the proof of payment of the applicable fee should be submitted before certificate/permit expiry date or certificate/permit will lapse on expiry date and restoration fee will become payable.	
	All relevant application forms are available from the City of Johannesburg Emergency Services – Fire Safety Section (fire_safety@joburg.org.za)	
	If a registration certificate/permit is refused, remedial steps must be taken within 14 days by the applicant in order for the re-inspection to be free of charge and to ensure the issuing of the relevant certificate or permit. Failing which, the prescribed tariff will again be payable.	
	Premises requiring additional registrations during registered year due to alterations or additions -	
	- If more than six months is left on the current registration, no additional registration fee is payable, only the fee applicable in 7.1 will be levied for the inspection and the original expiry date will remain, or	
	- If less than six months is left on the current registration, an additional registration fee is payable based only on the new work, no fee applicable in 7.1 will be levied for the inspection but the original expiry date will remain.	
	a. Inspection and issue of Registration Certificate per premises	

1C.133

City of Johannesburg Council 2024-05-15 2024-05-22

COJ : SPECIAL MAYORAL COMMITTEE 2024-05-08 2024-05-19

GROUP FINANCE

	1. Bulk flammable liquids storage (CLASS 1, 2, 3)	TARIFF 2022/23	TARIFF	TARIFF
			2023/24	2024/25
	170001 Litres - and above	R4 646	R4 892	R5 127
	170001 Litres - 800 Kilolitre	Replaced with		
		simplified tariff		
	801 - 1600 Kilolitre	"	"	"
	1601 - 2400 Kilolitre	"	"	"
	2401 - 3200 Kilolitre	"	"	"
	3201 - 4000 Kilolitre	"	"	"
	4001 - 4800 Kilolitre	"	"	"
	4801 - 6000 Kilolitre	"	"	"
	6001 - 8000 Kilolitre	"	"	"
	8001 - Kilolitre above	"	"	"
	2. Bulk liquefied Petroleum Gas (Class 0)	TARIFF 2022/23	TARIFF 2023/24	TARIFF 2024/25
	80001 Litres - and above	R4 125	R4 344	R4 553
	80001 Litres - 100 Kilolitre	Replaced with one	"	
		tariff		
	101 - 150 Kilolitre	"	"	"
	151 - 200 Kilolitre	"	"	"
	201 - 250 Kilolitre	"	"	"
	251 - 300 Kilolitre	"	"	"
	301 - Kilolitre above	"	"	"
	3. Restoration fee			
	Restoration of lapsed registration certificate fee for bulk – fee payable for each year or part thereof that registration certificates were not renewed, plus current registration fees.	Fee equal to 1.5 times current annual fee.	Fee equal to 1.5 times current annual fee.	Fee equal to 1.5 times current annual fee.
	b. Spray painting			
	1. Per spray booth/spray room/spray cabinet	R915	R963	R1 009
		Replaced with		
	- For each subsequent Spray Booth / Spray Room additional.	one Tariff	"	"
	2. Restoration fee			
	Restoration of lapsed registration certificate fee for Spray-painting- fee payable for each year or part thereof that registration certificates were not renewed, plus current registration fee.	Fee equal to 1.5 times current annual fee.	Fee equal to 1.5 times current annual fee.	Fee equal to 1.5 times current annual fee.
	Maximum amount chargeable in terms of 5.b	R1 472	"1 550	"1 624
	c. The Storage Handling and use.			
	1.Liquefied Petroleum Gas (Class 0)	TARIFF 2022/23	TARIFF 2023/24	TARIFF 2024/25
	0-500 litres (0-268Kg)	R871	R917	R961
	501- 3000 litres (269Kg-1612Kg)	R1 050	R1 106	R1 161
	3001 - 67500 litres (1613Kg - 36290Kg)	R1 416	R1 491	R1 506
	67501 - 80000 litres (36291Kg - 43010Kg)	R1 620	R1 706	R1 788
	0 - 800 Litres	Replaced with	"	"
		simplified tariff		
	801 -1200 Litres	"	"	"
	1201 - 3000 Litres	"	"	"
	3001- 9000 Litres	"	"	"
	9001- 67500 Litres	"	"	"
	67501 - 80 000 litres	"	"	"

1C.134

City of Johannesburg Council 2024-05-15 2024-05-22

COJ : SPECIAL MAYORAL COMMITTEE 2024-05-08 2024-05-19

GROUP FINANCE

	2. Flammable Liquids (Class 1, 2, 3)	TARIFF 2022/23	TARIFF 2023/24	TARIFF 2024/25
	0- 1500 Litres	R871	R971	R1 018
	1501- 3000 Litres	R1 011	R1 065	R1 116
	3001- 9000 Litres	R1 150	R1 211	R1 269
	9001- 23000 Litres	R1 263	R1 330	R1 394
	23001-46000 Litres	R1 446	R1 523	R1 596
	46001 Litres – 170 Kilolitres	R1 612	R1 697	R1 778
	3. Restoration fee			
	Restoration of lapsed registration certificate - fee payable for each year, or part thereof that registration certificate was not renewed, plus current registration fees	Fee equal to 1.5 times current annual fee.	Fee equal to 1.5 times current annual fee.	Fee equal to 1.5 times current annual fee.
	e. Inspection of Vehicle and issuing of Transport Permit of Hazardous Materials			
	1. Truck tractor only	R558	R587	R615
	2. Flammable Liquids	TARIFF 2022/23	TARIFF 2023/24	TARIFF 2024/25
	0-1500 Litres	R864	R910	R954
	1501-3000 Litres	R1 011	R1 065	R1 116
	3001- 9000 Litres	R1 150	R1 211	R1 269
	9001- 23000 Litres	R1 167	R1 219	R1 278
	23001 –46000 Litres	R1 543	R1 625	R1 703
	46001 Litres and above	R1 639	R1 726	R1 809
	3. Hazardous Substances	TARIFF 2022/23	TARIFF 2023/24	TARIFF 2024/25
	0- 500 kilogram	R907	R955	R1 001
	501-1500 Kilogram	R1 062	R1 118	R1 172
	1501- 3000 Kilogram	R1 208	R1 272	R1 333
	3001- 5000 Kilogram	R1 372	R1 445	R1 514
	5001-9000 Kilogram	R1 565	R1 648	R1 727
	9001 Kilogram and above	R1 721	R1 812	R1 899
	4. Restoration fee			
	Restoration of lapsed transport permit-fee payable for each year or part thereof that transport permit was not renewed plus current fees.	Fee equal to 1.5 times annual fee.	Fee equal to 1.5 times annual fee.	Fee equal to 1.5 times annual fee.
	5. Duplicate certificate			
	Issuing of duplicate certificate or permit and change of details not requiring re-inspection.	R181	R191	R200
	DESCRIPTION OF SERVICE		CONDITIONS	
6	SUPPORTING OF PLANS			
	All fees are payable in advance			
	Flammable liquids and Hazardous substances plan fees will be payable for each assessment. (i.e., Where plans are not supported, the prescribed fees will again become payable)			
	All supported flammable liquid plans qualify for 2 initial inspections to a maximum of 2 hours total, this may be spread over a maximum of 2 inspections, and thereafter inspection fees as per 7.1 will be applicable.			
	Building plan fees include consultations and inspections to a maximum of the number of hours in total as indicated, thereafter Consultations and Inspection Fees as per 7.1 will be applicable.			
	a. Flammable Liquids and Hazardous Substances			

1C.135

City of Johannesburg Council 2024-05-15 2024-05-22

COJ : SPECIAL MAYORAL COMMITTEE 2024-05-08 2024-05-19

GROUP FINANCE

	1.Liquefied Petroleum Gas (Class 0)	TARIFF 2022/23	TARIFF 2023/24	TARIFF 2024/25
	0- 800 Litres	R183	R193	R202
	801- 1200 Litres	R275	R290	R304
	1201- 3000 Litres	R349	R367	R385
	3001- 9000 Litres	R531	R559	R586
	9001- 67500 Litres	R621	R654	R685
	67501Litres- and above	R591	R622	R652
	2. Flammable Liquids (Class 1, 2, 3)			
	0- 1500 Litres	R183	R193	R202
	1501- 3000 Litres	R275	R290	R304
	3001-9000 Litres	R349	R367	R385
	9001- 23000 Litres	R449	R473	R496
	23001- 46000 Litres	R531	R559	R586
	46001 Litres - and above	R621	R654	R654
	3. Flammable Liquid Store and Spray Booth / Spray Room	R3.52 per m ²	R 3.71 per m ²	R 3.89per m ²
	Minimum fee applicable to 6. a.3	R564	R591	R620
	4. Site layout – piping only.	R404	R423	R443
	b. Rational Designs and Building Plans			
	1.Building Plans (Including rational design and assessments)	TARIFF 2023/24	TARIFF 2023/24	TARIFF 2024/25
	a. 1- 10000 ^{m2} (including 2 hrs consultations/inspections)	R3.70per m ²	R 3.90 per m ²	R 4.09per m ²
	b. 10001- 15000 ^{m2} (including 2 hrs consultations/inspections)	R3.15per m ²	R3.32 per m ²	R 3.48per m ²
	c. 15001- 20000 ^{m2} (including 2hrs consultations/inspections)	R2.60per m ²	R2.73per m ²	R2.86 per m ²
	d. 20001- 25000 ^{m2} (Including 3 hrs consultations/Inspections)	R2.55per m ²	R2.69 per m ²	R2.82 per m ²
	e. 25001- 30000 ^{m2} (including 3 hrs consultations/inspections)	R2.40 per m ²	R2.53 per m ²	R2.65 per m ²
	f. 30001- 35000 ^{m2} (including 3 hrs consultations/inspections)	R2.25 per m ²	R2.36 per m ²	R2.47 per m ²
	g. 35001- 40000 ^{m2} (including 3hrs consultations / inspections)	R 2.10per m ²	R 2.21 per m ²	R 2.32per m ²
	h. 40001- 45000 ^{m2} (Including 4hrs consultations /Inspections)	R 1.90per m ²	R 2.00 per m ²	R2.10per m ²
	i. 45001- 50000 ^{m2} (including 4hrs consultations/ inspections)	R1.45 per m ²	R 1.53 per m ²	R1.60 per m ²
	j. 50001- and above m ² (including 4hrs consultations/ inspections)	R1.25per m ²	R1.37 per m ²	R1.44 per m ²
	k. Minimum fee applicable to 6. b.1	R518	R545	R571

1C.136

City of Johannesburg Council 2024-05-15 2024-05-22

COJ : SPECIAL MAYORAL COMMITTEE 2024-05-08 2024-05-19

GROUP FINANCE

	TARIFF 2022/23	TARIFF 2023/24	TARIFF 2024/25
a. 1- 10000 ^{m2}	Tariffs now included above	Tariffs now included above	Tariffs now included above
b. 10001- 15000 ^{m2}	"	"	"
c. 15001- 20000 ^{m2}	"	"	"
d. 20001- 25000 ^{m2}	"	"	"
e. 25001- 30000 ^{m2}	"	"	"
f. 30001- 35000 ^{m2}	"	"	"
g. 35001- 40000 ^{m2}	"	"	"
h. 40001- 45000 ^{m2}	"	"	"
i. 45001- 50000 ^{m2}	"	"	"
j. 50001- and above ^{m2}	"	"	"
2. Site Development Plan	R384	R403	R422
3. Partition Layout Plan or addendum per Floor or Tenant	R384	R403	R422
4. Assessment of additional sets as previously supported	TARIFF 2022/23	TARIFF 2023/24	TARIFF 2024/25
a. Building Plans	R969	R1 020	R1 067
b. Rational Design	R1 408	R1 483	R1 554
5. Consultancy fees- discussions rate per hour or part thereof	Conditions		

1C.137

City of Johannesburg Council 2024-05-15 2024-05-22

COJ : SPECIAL MAYORAL COMMITTEE 2024-05-08 2024-05-19

GROUP FINANCE

	All fees are payable in advance. Where uncertainty exist regarding the time required for the consult, an initial fee for 1 hour will be levied, any additional fees will be payable before the release of any certificate/permit/letter.			
		TARIFF 2022/23	TARIFF 2023/24	TARIFF 2024/25
	a. Building Plans, Rational Design, Site Development plans, etc.	R591	R622	R652
	b. Rational Design	Combined above	Combined above	Combined above
	c. Site Development	Combined above	Combined above	Combined above
	6. Charges for inspection (rate per hour or part thereof)	Conditions		
	All fees are payable in advance. Where uncertainty exist regarding the time required for the inspection, an initial fee for 1 hour will be levied, any additional fees will be payable before the release of any certificate/permit/letter.			
	Where requirements are given, remedial steps must be taken within 14 days by the applicant for the re-inspection to be free of charge and to ensure the issuing of the relevant certificate/permit/letter. Failing which, the prescribed tariffs will again be payable.			
	7.1 Inspection (Per hour or part thereof)	TARIFF 2022/23	TARIFF 2023/24	TARIFF 2024/25
	a. All requested inspections relating to General work, Fireworks display or storage, Health or Business permits, Storage and use of Flammable substances and Dangerous Goods internal or external not dealt with otherwise, Fire Clearances and Certificates of Fitness etc.	R403	R424	R444
	a. General inspection requested	Tariff replaced by	Tariff replaced by	Tariff replaced by
		one tariff above	one tariff above	one tariff above
	b. Fire Works Display / Storage	"	"	"
	c. Fire safety compliance for business licence application	"	"	"
	d. Fire safety compliance for Health permit application	"	"	"
	e. Warehouses / storage of dangerous goods internal or external	"	"	"
	f. Flammable substance and dangerous goods.	"	"	"
	g. Certificate of fitness – Event venue	"	"	"
	7.2 Additional Inspection (Rate per hour or part thereof)			
	a. General Inspection	"	"	"
	b. Fire Works Display / Storage	"	"	"
	c. Business Licences	"	"	"
	d. Health permit	"	"	"
	e. Warehouse / Storage of Dangerous Goods Internal or External	"	"	"
	f. Flammable substance and Dangerous Goods	"	"	"
	g. Certificate of fitness – Event venue	"	"	"
	8. Permission to hold event/ Event certificate of fitness- Permanent and Temporary Structure			
	a. public attendance			
	1 - 1000	R713	R751	R787
	1001 - 5000	R942	R992	R1 040
	5001 - 10000	R1 190	R1 253	R1 313
	10001 - 30000	R1 427	R1 503	R1 575
	30001 - 50000	R1 665	R1 753	R1 837
	50001 - 100000	R1 904	R2 005	R2 102
	100001 - and above	R2 378	R2 504	R2 624
	9. Duplicate certificate			
	Issuing of duplicate certificate, permit, letter or change of details not requiring re-inspection for work charged for according to 7.1 or 8	R181	R191	R200

1C.138

City of Johannesburg Council 2024-05-15 2024-05-22

COJ : SPECIAL MAYORAL COMMITTEE 2024-05-08 2024-05-19

GROUP FINANCE

	DESCRIPTION OF SERVICE	TARIFF 2022/23	TARIFF 2023/24	TARIFF 2024/25
7	TRAINING ACADEMY			
	1. Item / Course			
	1.1. Fire extinguisher course	R697	R734	R770
	1.2. One day course	R1 126	R1 186	R1 243
	1.3. One day premium course	R1 830	R1 927	R2 019
	1.4. 3-day course	R1 428	R1 504	R1 576
	1.5. 3 Day premium course	R2 116	R2 228	R2 335
	1.6. Fire Marshal course	R1 428	R1 504	R1 576
	1.7. Fire Marshal premium course	R2 116	R2 228	R2 335
	1.8. Fire officer 1	R2 414	R2 542	R2 664
	1.9. Forty-hour course unspecified	R1 710	R1 801	R1 887
	1.10. Fire-fighter one	R15 623	R16 451	R17 241
	1.11. Fire-fighter two	R8 490	R8 940	R9 369
	1.12. Fire Instructor 1	R4 564	R4 806	R5 036
	1.13. First aid level 1	R1 555	R1 637	R1 716
	1.14. First aid level 1 premium	R2 377	R2 503	R2 623
	1.15. First aid level 2	R1 738	R1 830	R1 918
	1.16. First aid level 2 premium	R2 408	R2 536	R2 658
	1.17. First aid level 3	R4 208	R4 431	R4 643
	1.18. Occupational health and safety representative	R1 555	R1 637	R1 716
	1.19. Occupational health and safety representative premium	R2 235	R2 353	R2 466
	1.20. Occupational health and safety legislative	R2 195	R2 311	R2 422
	1.21. HIRA	R1 764	R1 857	R1 946
	1.22. HIRA premium	R2 578	R2 715	R2 845
	1.23. HIV in the workplace	R1 555	R1 637	R1 716
	1.24. First aid refresher course	R1 126	R1 186	R1 243
	1.25. Basic ambulance assistant refresher course	R4 208	R4 431	R4 644
	1.26. Intermediate life support refresher course	R4 208	R4 431	R4 644
	1.27. Advanced life support paramedic refresher course	R4 208	R4 431	R4 644
	1.28. Aviation health care provider course	R1 710	R1 801	R1 887
	1.29. Self-contained breathing apparatus	R8 827	R9 295	R9 741
	1.30. Hazmat operations course	R5 040	R5 307	R5 562
	1.31. Hazmat Technician	R14 636	R15 412	R16 151
	1.32. Hazmat Awareness	R1 710	R1 801	R1 887
	1.33. Pumps course	R9 055	R9 535	R9 993
	1.34. Aerial appl course	R10 385	R10 935	R11 460
	1.35. Incident command course	R1 448	R1 525	R1 598
	1.36. High angle 1 course	R3 100	R3 264	R3 421
	1.37. High angle 2 course	R5 252	R5 530	R5 795
	1.38. Introduction to motor vehicle rescue course	R1 189	R1 252	R1 312
	1.39. Motor vehicle rescue course	R4 911	R5 171	R5 419
	1.40 Confined space rescue course	R2 556	R2 691	R2 820
	1.41. Industrial & Agric rescue	R1 327	R1 397	R1 464
	1.42. Trench collapse course	R5 313	R5 595	R5 865
	1.43. Skippers' licences - category R	R2 195	R2 311	R2 422
	1.44. Structural collapse course	R19 501	R20 535	R21 520
	1.45. Swift water rescue course	R5 715	R6 018	R6 307
	1.46. Driver training course	R6 661	R7 014	R7 351
	1.47 Emergency Evacuation	R1 428	R1 504	R1 576

1C.139

City of Johannesburg Council 2024-05-15 2024-05-22

COJ : SPECIAL MAYORAL COMMITTEE 2024-05-08 2024-05-19

GROUP FINANCE

COURSES AWAITING ACCREDITATION				
	1.48 Fire officer 2	R3 311	R3 486	R3 653
	1.49 Fire Department incident Safety Officer	R3 491	R3 676	R3 852
	1.50 Public information Officer	R1 565	R1 648	R1 727
	1.51 Fire and Life Safety Educator 1	R2 167	R2 282	R2 392
	1.52 Fire and Life Safety Educator 2	R2 829	R2 979	R3 122
	1.53 Fire investigator 1	R2 248	R2 367	R2 481
	1.54 Fire investigator 2	R2 528	R2 662	R2 790
	2. Request of Information			
	a. Duplicate certificate on request. (All certificates issued departmentally, accredited training, all general certificates or permits, paid in advance)	R202	R312	R327
DESCRIPTION OF SERVICE		Conditions		
8	General application principles			
	8.1 Rebate			
	8.1.1 If the service is utilised for a building used exclusively for residential purposes, (H4 only) the Executive Head may, in his / her sole discretion, limit the total amount payable in respect of 1(a), (b), 2(a), 3(a), & (b), to the maximum of R 3000,00. In addition, that further discretion, be exercised where the informal or poor areas are concerned and have the authority to cancel or reduce an account where such request is received.			
	8.1.2 The fees payable in terms of 1(a), (b), 2(a), 3(a) & (b) do not apply to veldt fires on vacant erven within the area of Jurisdiction			
	8.1.3 The fees payable in terms of 1(a), (b), 2(a), 3(a) & (b) apply neither to Humanitarian services, Extrication rescue, General rescue nor Animal rescue, except where extrication rescue cost on National roads can reasonably be recovered from National Department of Transport.			
	8.2 exclusions			
	8.2.1 In some instances a Fire Service is rendered by means of exhibits and parades at various Institutions and functions. These services are in most cases regarded as promotion, awareness, and training, thus not charged for.			
	8.2.2 Joint exercises with other Emergency Services / Institutions are not charged.			
	8.2.3 Incident reports, post-fire inspection reports, cause determination reports or generic inspection reports, requested and supplied to Government agencies will not be charged the tariff in terms of 3(a) -(f).			
	8.3 hiring out of vehicle / equipment			
	8.3.1 The Executive Head may make vehicle / equipment available for hire under condition that if required elsewhere, such vehicle / equipment be withdrawn forthwith			
	8.3.2 The tariff under 1(c), (d), (e) & 2 (b) be paid advance before making such equipment available.			
	8.3.3 That the prescribed indemnity etc be completed and signed.			

1C.140

City of Johannesburg Council 2024-05-15 2024-05-22

COJ : SPECIAL MAYORAL COMMITTEE 2024-05-08 2024-05-19

GROUP FINANCE

DESCRIPTION OF SERVICE	Conditions		
General application principles			
8.4 documentation / information			
8.4.1 All duplicate certificate requests payable in advance.			
8.5 general			
8.5.1 All time and tariff calculations are taken from time of departure to time of return.			
8.5.2 Discretionary or authority exercise, if any, in terms of 9.1.1 & 9.2.1 be reported to council quarterly.			
8.5.3 Training: All courses, which are five days and longer, candidates to pay extra books and hand-outs.			
8.5.4 Extra fees for the following:	TARIFF 2022/23	TARIFF 2023/24	TARIFF 2024/25
a. Breakfast	R58	R61	R64
b. Lunch	R116	R122	R128
c. Tea / Coffee	R21	R22	R23
8.5.5 Refunds for fees already paid for are subject to the approval of the Executive head.			
8.5.6 Any unspecified or new training courses will be based on the market related tariffs subject to approval of the Executive Head.			
8.5.7 Inspect of 1(c) above this service is subject to the approval of the Executive Head.			

1C.141

City of Johannesburg Council 2024-05-15 2024-05-22

COJ : SPECIAL MAYORAL COMMITTEE 2024-05-08 2024-05-19

GROUP FINANCE

ANNEXURE 11

AMENDMENT OF TARIFF OF CHARGES IN RESPECT OF RENTALS FOR COUNCIL OWNED RESIDENTIAL STOCK ADMINISTERED BY THE DEPARTMENT OF HUMAN SETTLEMENTS IN THE CITY FOR PERIOD 1 JULY 2024 TO 30 JUNE 2025

In terms of Sections 17(3)(a)(ii) and 22(a)(i) and (ii) of the Local Government: Municipal Finance Management Act, 2003 (Act 56 of 2003) and Sections 21(1) and (3), 21A and 75A(3) and (4) of the Local Government: Municipal Systems Act, 2000 (Act 32 of 2000) as amended, it is hereby notified that the City of Johannesburg has, in terms of Sections 11(3)(i) and 75A(1) and (2) of the Local Government: Municipal Systems Act, 2000 (Act 32 of 2000) as amended, read with Section 24(2)(c)(ii) of the Local Government: Municipal Finance Management Act, 2003 (Act 56 of 2003), determined its rental tariffs in respect of rentals and charges for Council owned residential stock administered by the City's Department of Human Settlements with effect from 1 July 2024.

Proposed tariffs

Rental Tariffs Charges					
Rental tariffs for Housing		2023/2024	2024/2025	2025/2026	2026/2027
Old Age retirement Home	Typology	Current	Proposed	Proposed	Proposed
		5,3%	4,8%	4,5%	4,5%
	Single Unit	207	217	227	237
	Share facility				
	Double Unit	415	435	454	475
Other typologies		Current	Proposed	Proposed	Proposed
		5,3%	4,8%	4,5%	4,5%
Flats	Bachelor	413	433	452	473
	1 Bedroom	707	740	774	809
	2 Bedroom	727	761	796	832
	3 Bedroom	887	929	971	1015
Duplex flats	1 Bedroom	733	768	803	839
	2 Bedroom	753	789	825	862
	3 Bedroom	1335	1399	1462	1528
Row houses	1 Bedroom	733	768	803	839
	2 Bedroom	753	789	825	862
	3 Bedroom	1335	1399	1462	1528
Free standing row houses	2 Bedroom	753	789	825	862
	3 Bedroom	1335	1399	1462	1528
Public hostels	1 Bed	84	88	92	96

1C.142

City of Johannesburg Council 2024-05-15 2024-05-22

COJ : SPECIAL MAYORAL COMMITTEE 2024-05-08 2024-05-19

GROUP FINANCE

	Family units	473	495	518	541
MBV, Moth and Old, Perm building	1 Bed	168	177	185	193
Staff hostel: Bed	Single Bed	1339	1403	1466	1532
Staff hostels family units	1 Bedroom	1605	1682	1757	1837
	2 Bedroom	2101	2202	2301	2404
	3 Bedroom	2350	2463	2574	2690

1C.143

City of Johannesburg Council 2024-05-15 2024-05-22

COJ : SPECIAL MAYORAL COMMITTEE 2024-05-08 2024-05-19

GROUP FINANCE

ANNEXURE 12

AMENDMENT OF TARIFF OF CHARGES IN RESPECT OF RENTALS FOR COUNCIL OWNED RESIDENTIAL STOCK ADMINISTERED BY THE JOHANNESBURG SOCIAL HOUSING COMPANY FOR PERIOD 1 JULY 2024 TO 30 JUNE 2025

		Current	4 % Increase	4,5 % Increase	5 % Increase
Estate Details	Typology	2023/2024	2024/2025	2025/2026	2026/2027
Kliptown Square					
Subsidized (income of R1850 - R15000)	Bachelor	1 100	1100	1200	1300
	1 Bedroom	1 400	1500	1500	1600
	2 Bedroom	3 000	3100	3300	3400
Unsubsidized (income above R22000)					
	2 Bedroom Loft (New Tenants & Existing Unsubsidised)	4 000	4200	4300	4600
	Live Work	5 000	5200	5400	5700
Kliptown Golf Course (Levy)					
	1 Bedroom Duplex	430	400	500	500
	1 Bedroom Simplex	490	500	500	600
	2 Bedroom Duplex	600	600	700	700
	2 Bedroom Simplex	600	600	700	700
	2 Bedroom Duplex Loft	850	900	900	1000
City Deep Hostel (Converted units)					
	1 Bedroom	1 400	1500	1500	1600
	2 Bedroom	1 800	1900	2000	2100
	3 Bedroom	2 820	2900	3100	3200
City Deep Flats					
	Bachelor	1 100	1100	1200	1300
	1 Bedroom	1 400	1500	1500	1600

1C.144

City of Johannesburg Council 2024-05-15 2024-05-22

COJ : SPECIAL MAYORAL COMMITTEE 2024-05-08 2024-05-19

GROUP FINANCE

		Current	4 % Increase	4,5 % Increase	5 % Increase
Estate Details	Typology	2023/2024	2024/2025	2025/2026	2026/2027
	2 Bedroom	1 800	1900	2000	2100
	3 Bedroom	3 600	3700	3900	4100
City Deep Greenfields(New)					
Income (R1850 - R6700)	1 Bedroom	1 200	1200	1300	1400
Income (R6701 - R22000)	2 Bedroom	2 500	2600	2700	2900
Communal Room					
	COJ Employee (Subsidised Bed)	900	900	1000	1000
	Unsubsidised Bed (Hostels)	540	600	600	600
Chelsea					
	Room	900	900	1000	1000
	Double Room	1 800	1900	2000	2100
Roodepoort					
Income (R1850 - R6700)	1 Bedroom	1 200	1200	1300	1400
Income (R6701 - R22000)	2 Bedroom	2 500	2600	2700	2900
Pennyville					
Per Unit	3 Rooms	900	900	1000	1000
Per Unit (COJ Hostel Employees)	3 Rooms	900	900	1000	1000
Per Room 3 Families Sharing	Room	460	500	500	500
Per Room 2 Families Sharing	Room	320	300	300	400
Family Unit	2 Bedroom Flat	2 500	2600	2700	2900
Alexandra Far East Bank					
	Room	900	900	1000	1000
Creche		4 800	5000	5200	5500
La Rosabel					
	Room	900	900	1000	1000

1C.145

City of Johannesburg Council 2024-05-15 2024-05-22

COJ : SPECIAL MAYORAL COMMITTEE 2024-05-08 2024-05-19

GROUP FINANCE

		Current	4 % Increase	4,5 % Increase	5 % Increase
Estate Details	Typology	2023/2024	2024/2025	2025/2026	2026/2027
Bellavista New					
	2 Bedroom	4 000	4200	4300	4600
Citrene Court					
	2 Bedroom Flat	4 000	4200	4300	4600
	3 Bedroom Flat	4 658	4800	5100	5300
Orlando Converted					
	1 Bedroom	1 400	1500	1500	1600
	2 Bedroom	1 800	1900	2000	2100
Orlando (Phase 2)					
	2 Bedroom	1 800	1900	2000	2100
	1 Bedroom	1 400	1500	1500	1600
	Bachelor	1 100	1100	1200	1300
Europa House					
	Rooms	900	900	1000	1000
Raschers					
	Room	500	500	500	600
	Double Room	1 800	1900	2000	2100
Antea Converted Units					
	Bachelor	1 100	1100	1200	1300
	1 Bedroom	1 400	1500	1500	1600
	2 Bedroom	1 800	1900	2000	2100
	3 Bedroom	3 168	3300	3400	3600
	Rooms	900	900	1000	1000
	Day Care Centre	4 800	5000	5200	5500
MBV					
	Room	900	900	1000	1000
AA House					
	Rooms	900	900	1000	1000
	Bachelor Flat	1 100	1100	1200	1300
	1 Bedrooms Flat	1 400	1500	1500	1600
	2 Bedroom Flat	1 800	1900	2000	2100
Fleurhof					
Income (R1850 - R6700)	1 Bedroom	1 200	1200	1300	1400

1C.146

City of Johannesburg Council 2024-05-15 2024-05-22

COJ : SPECIAL MAYORAL COMMITTEE 2024-05-08 2024-05-19

GROUP FINANCE

		Current	4 % Increase	4,5 % Increase	5 % Increase
Estate Details	Typology	2023/2024	2024/2025	2025/2026	2026/2027
Income (R6701 - R22000)	2 Bedroom	2 500	2600	2700	2900
Fleurhof Riverside					
Income (R1850 - R6700)	1 Bedroom	1 200	1200	1300	1400
Income (R6701 - R22000)	2 Bedroom	2 500	2600	2700	2900
Selby Hostel					
	1 Bedroom	1 400	1500	1500	1600
	2 Bedroom	1 800	1900	2000	2100
	Rooms	900	900	1000	1000
Public Hostels					
	2 Bedroom (Income Below R4500)	750	750	750	750
Klipsruit Hostel					
	Communal Beds (Joburg Water)	400	400	400	500
	Communal Beds (City Parks)	900	900	1000	1000
Nederberg (Student Accomodation)					
	1 Bedroom	1 400	1500	1500	1600
Hoek Street					
	Room	900	900	1000	1000
Phoenix house					
	room	900	900	1000	1000
Devland					
Income (R1850 - R6700)	1 bedroom	1 200	1200	1300	1400
Income (R6701 - R22000)	2 bedroom	2 500	2600	2700	2900

1C.147

City of Johannesburg Council 2024-05-15 2024-05-22

COJ : SPECIAL MAYORAL COMMITTEE 2024-05-08 2024-05-19

GROUP FINANCE

		Current	4 % Increase	4,5 % Increase	5 % Increase
Estate Details	Typology	2023/2024	2024/2025	2025/2026	2026/2027
Turfontein					
Income (R1850 - R6700)	1bed	1 200	1200	1300	1400
Income (R6701 - R22000)	2 bedroom	2 500	2600	2700	2900
	communal	900	900	1000	1000
Textile Building 125 kerk street					
	bachelor	1 100	1100	1200	1300
	1 bedroom	1 400	1500	1500	1600
	2 bedroom	1 800	1900	2000	2100
Diamond Building 123 Kerk street					
	bachelor	1 100	1100	1200	1300
	1 bedroom	1 400	1500	1500	1600
	2 bedroom	1 800	1900	2000	2100
Dobsonville					
Income (R1850 - R6700)	1 Bedroom	1 200	1200	1300	1400
	2 Bedroom	2 500	2600	2700	2900
80 Plein Street					
Subsidized (income R1850 - R22000) = 210 units	1 Bedroom	1 400	1500	1500	1600
	2 Bedroom	1 800	1900	2000	2100
Unsubsidized (income above R22000 for city units)	Room	900	900	1000	1000
	Bachelor	1 100	1100	1200	1300
133 Albert Street					
Basement & Ground (Duplex shared room units - 12 units)	3 shared rooms	900	900	1000	1000

1C.148

City of Johannesburg Council 2024-05-15 2024-05-22

COJ : SPECIAL MAYORAL COMMITTEE 2024-05-08 2024-05-19

GROUP FINANCE

		Current	4 % Increase	4,5 % Increase	5 % Increase
Estate Details	Typology	2023/2024	2024/2025	2025/2026	2026/2027
	Studio	1 100	1100	1200	1300
	1 Bedroom	1 400	1500	1500	1600
Lufhereng Housing Project					
Income (R1850-6700)	1 bedroom	1 200	1200	1300	1400
Income (R6701-22000)	2 Bedroom	3 000	3100	3300	3400
Durban Street					
Income (R1850-6700)	1 bedroom	1 200	1200	1300	1400
Income (R6701-22000)	2 Bedroom	3 000	3100	3300	3400
Legae Roodepoort					
Income (R1850-6700)	1 bedroom	1 200	1200	1300	1400
Income (R6701-22000)	2 Bedroom	3 000	3100	3300	3400
PARKING SPACES					
80 Plein Street	Basemet	200	200	200	200
Hoek Street	Basemet	200	200	200	200
Kliptown Square	Open Parking	150	150	150	150
Roodepoort	Open Parking	150	150	150	150
Antea Hostel	Open Parking	150	150	150	150
City Deep	Open Parking	150	150	150	150
Fleurhof	Open Parking	150	150	150	150
Fleurhof Riverside	Open Parking	150	200	200	200
AA House	Basemet	200	200	200	200
Selby Village	Open Parking	150	150	150	150
Orlando Ekhaya	Open Parking	150	150	150	150
Turfontein	Open Parking	150	150	150	150
Dobsonville	Undercover	200	200	200	200
	Open Parking	150	150	150	150
COMMERCIAL TENANTING					
Union Square Commercial Spaces					
	Shop 1	6 746	7200	7600	8000
	Shop 2	10 601	11200	11900	12600
	Shop 3	12 476	13200	14000	14900

1C.149

City of Johannesburg Council 2024-05-15 2024-05-22

COJ : SPECIAL MAYORAL COMMITTEE 2024-05-08 2024-05-19

GROUP FINANCE

		Current	4 % Increase	4,5 % Increase	5 % Increase
Estate Details	Typology	2023/2024	2024/2025	2025/2026	2026/2027
	Shop 4	9 170	9700	10300	10900
	Shop 5	5 237	5600	5900	6200
	Shop 6	6 746	7200	7600	8000
	Shop 7	7 801	8300	8800	9300
	Shop 8	5 496	5800	6200	6500
	Shop 9	5 043	5300	5700	6000
	Shop 10	51 607	54700	58000	61500
Booyens Place					
	Office 22	3 300	3500	3700	3900
	Shop 102	10 700	11300	12000	12700
	Shop 104	24 000	25400	27000	28600
	Shop 105	6 700	7100	7500	8000
	Shop 106	10 000	10600	11200	11900
	Shop 107	10 600	11200	11900	12600
	Shop 108	5 000	5300	5600	6000
	Shop 109	8 200	8700	9200	9800
	Shop 110	5 800	6100	6500	6900
	Shop 112	6 100	6500	6900	7300
NBS					
	Storage Basement	16 800	17800	18900	20000
	Shop 1	51 900	55000	58300	61800
	Shop 2	1 800	1900	2000	2100
	Shop 3	59 100	62600	66400	70400
	Shop 4	22 200	23500	24900	26400
	Shop 5 (antenna)	11 100	11800	12500	13200
	Shop 6 (antenna)	11 100	11800	12500	13200
Raschers					
	Shop 1	4 500	4800	5100	5400
	Shop 2	10 100	10700	11300	12000
	Shop 3	10 300	10900	11600	12300
	Shop 4	6 200	6600	7000	7400
23 Kerk Street					

1C.150

City of Johannesburg Council 2024-05-15 2024-05-22

COJ : SPECIAL MAYORAL COMMITTEE 2024-05-08 2024-05-19

GROUP FINANCE

		Current	4 % Increase	4,5 % Increase	5 % Increase
Estate Details	Typology	2023/2024	2024/2025	2025/2026	2026/2027
	Shop 1	15 500	16400	17400	18500
	Shop 2	8 900	9400	10000	10600
	Shop 3	8 900	9400	10000	10600
25 Kerk Street (Textile)					
	Shop 1	3 380	3600	3800	4000
	Shop 2	14 930	15800	16800	17800
	Shop 3	12 940	13700	14500	15400
	Shop 4	12 800	13600	14400	15200
	Shop 5	19 000	20100	21300	22600
	Shop 6	4 900	5200	5500	5800
	Shop 7	4 900	5200	5500	5800
	Shop 8	25 200	26700	28300	30000
	Outdoor Advert Site	16 100	17100	18100	19200
16 Wolmarans (283)					
	Shop 01	7 200	7600	8100	8600
	Shop 2	8 500	9000	9600	10100
	Shop 03	9 200	9800	10300	11000
	Shop 04 (student TV Room)	0	0	0	0
	Shop 05	9 000	9500	10100	10700
AA House Retail					
	Shop 1	5 800	6100	6500	6900
	Shop 2	7 700	8200	8700	9200
	Shop 3	10 000	10600	11200	11900
	Shop 4	10 400	11000	11700	12400
	Shop 5	17 900	19000	20100	21300
	Shop 6	6 900	7300	7800	8200
	Shop 7	9 000	9500	10100	10700
	Shop 8	10 000	10600	11200	11900
	Shop 9	10 000	10600	11200	11900
	Shop 10	10 400	11000	11700	12400
	Shop 11	7 700	8200	8700	9200
PENSIONERS					

1C.151

City of Johannesburg Council 2024-05-15 2024-05-22

COJ : SPECIAL MAYORAL COMMITTEE 2024-05-08 2024-05-19

GROUP FINANCE

		Current	4 % Increase	4,5 % Increase	5 % Increase
Estate Details	Typology	2023/2024	2024/2025	2025/2026	2026/2027
All Pensioners at SHRA and City own Projects	Pensioners who are already tenants	500	500	500	500

1C.152

City of Johannesburg Council 2024-05-15 2024-05-22

COJ : SPECIAL MAYORAL COMMITTEE 2024-05-08 2024-05-19

GROUP FINANCE

ANNEXURE 13

AMENDMENT OF TARIFF OF CHARGES IN RESPECT OF METROPOLITAN BUS SERVICES FARES FOR THE PERIOD 01 JULY 2024 TO 30 JUNE 2025

In terms of section 10G(7)e of the Local Government Transition Act, 209 of 93, amended, it is hereby notified that the City of Johannesburg has determined the Bus Fares in terms of section 11 (3) of the Municipal Systems Act, 32 of 2000, read with section 84 (1) (p) of the Local Government: Municipal Structures Act, 177 of 1998 for the use of municipal buses, with effect from 01 July 2024.

FARES FOR ADULTS							
STA GE NO.	Cash Fare	Stored Value	52 TRIPS Monthly	44 Trips Monthly	14 Trips Weekly	12 Trips Weekly	10 Trips Weekly
1	R15,70	R 14,60	R 607,30	R 513,80	R 163,60	R 140,20	R 117,00
2	R18,00	R 17,10	R 714,10	R 604,30	R 192,23	R 164,90	R 137,30
3	R22,10	R 20,70	R 860,30	R 727,90	R 231,50	R 198,50	R 165,40
4	R26,70	R 24,90	R 1 034,50	R 875,60	R 278,60	R 240,10	R 199,00
5	R30,70	R 28,20	R 1 197,60	R 1 013,40	R 322,60	R 276,40	R 230,30
6	R33,60	R 30,40	R 1 293,20	R 1 094,20	R 348,20	R 298,50	R 247,50
7	R36,30	R 32,90	R 1 411,30	R 1 194,20	R 380,00	R 325,80	R 271,40
8	R39,00	R 35,80	R 1 518,10	R 1 284,50	R 408,60	R 350,40	R 292,00
FARES FOR SCHOLARS IN UNIFORM							
-	-						
1	R11,40	R 14,70	R 1 096,50	R 371,10			R 84,40
2	R13,10	R 16,40	R 1 279,30	R 432,90			R 98,40
3	R15,20	R 20,30	R 1 490,20	R 504,30			R 114,80
4	R19,90	R 24,40	R 1 961,90	R 623,40			R 141,60
5	R21,60	R 27,50		R 713,80			R 162,20
6	R23,10	R 30,20		R 761,50			R 173,10
7	R25,30	R 32,30		R 837,40			R 190,30
8				R 890,40			R 202,10

FARES FOR PENSIONERS		
1	R4,60	R4,20
2	R6,40	R6,30
3	R8,30	R7,70
4	R10,40	R9,60
5	R11,70	R11,10
6	R14,20	R12,30
7	R15,60	R14,60

R 249,40 FOR 200 TRIPS VALID FOR 1 YEAR IRRESPECTIVE OF ZONES TRAVELLED. CONDITIONS APPLICABLE, DOCTOR'S PROOF OF ID THAT YOU OVER 60

1C.153

City of Johannesburg Council 2024-05-15 2024-05-22

COJ : SPECIAL MAYORAL COMMITTEE 2024-05-08 2024-05-19

GROUP FINANCE

8	R17,10	R15,80	
FARES FOR PERSONS WITH DISABILITIES			
1	R10,80	R9,90	R 500,00 FOR 100 TRIPS FOR VALID 6 MONTHS IRRESPECTIVE OF ZONES TRAVELLED. CONDITIONS APPLICABLE, DOCTOR'S PREOOF OF DISSABILITY LETTER AND ID COPY
2	R12,00	R11,10	
3	R14,70	R13,80	
4	R17,80	R16,10	
5	R20,70	R18,40	
6	R22,10	R20,70	
7	R24,40	R22,00	
8	R25,50	R23,30	
FARES FOR CHILDREN BETWEEN THE AGES OF 3 AND 12 YEARS OLD			
1	R11,40	R10,40	
2	R13,10	R 11.60	
3	R15,20	R14,40	
4	R19,90	R17,30	
5	R21,60	R19,50	
6	R23,10	R21,40	
7	R25,30	R22,80	
8	R27,20	R25,10	

ANNEXURE 14

AMENDMENT OF TARIFF OF CHARGES IN RESPECT OF REA VAYA BRT FARES FOR PERIOD 1 JULY 2024 TO 30 JUNE 2025

In terms of Sections 17(3)(a)(ii) and 22(a)(i) and (ii) of the Local Government: Municipal Finance Management Act, 2003 (Act 56 of 2003) and Sections 21(1) and (3), 21A and 75A(3) and (4) of the Local Government: Municipal Systems Act, 2000 (Act 32 of 2000) as amended, it is hereby notified that the City of Johannesburg has, in terms of Sections 11(3)(i) and 75A(1) and (2) of the Local Government: Municipal Systems Act, 2000 (Act 32 of 2000) as amended, read with Section 24(2)(c)(ii) of the Local Government: Municipal Financial Management Act, 2003 (Act 56 of 2003), amended its Tariff of Charges for Rea Vaya BRT Fares with effect on 1 July 2024.

Proposed 2024/25 non-frequent user fares

Rea Vaya Journey Length	2024/25 Proposed Fares	
	Peak Fares	Off Peak Fares
Less than 5km (Minimum Fare)	R10.50	R9.50
More than 5km but less than and equals to 10km	R13.00	R12.00
More than 10km but less than and equals to 15km	R15.50	R14.00

1C.154

City of Johannesburg Council 2024-05-15 2024-05-22

COJ : SPECIAL MAYORAL COMMITTEE 2024-05-08 2024-05-19

GROUP FINANCE

More than 15km but less than and equals to 25km	R18.00	R16.00
More the 25km but less than 35km	R20.00	R18.00
More than 35km but less than 45km	R21.00	R19.00
More thank 45km (Maximum fare)	R26.50	R24.50

Proposed 2024/25 penalty fees

Type of Penalty	Fee
Penalty from transaction	R30.00
Penalty from inspection	R110.00

Proposed 2024/25 fare media fees

Type of card	Fee
Occasional users – one trip card	R30.00
Events occasional users – two trip card	R60.00
EMV card (new/replacement)	R40.00
Cipurse card	R55.00
QR Code for Single Use	R30.00
QR Code Event pass	R60.00

1C.155

City of Johannesburg Council 2024-05-15 2024-05-22

COJ : SPECIAL MAYORAL COMMITTEE 2024-05-08 2024-05-19

GROUP FINANCE

ANNEXURE 15

AMENDMENT OF TARIFFS OF CHARGES FOR ENVIRONMENTAL HEALTH SERVICES FOR PERIOD 1 JULY 2024 TO 30 JUNE 2025

In terms of Sections 17(3)(a)(ii) and 22(a)(i) and (ii) of the Local Government : Municipal Finance Management Act, 2003, (Act 56 of 2003) and Sections 21, 21A (1) and 75A(3)(a)(b) and (c) of the Local Government Municipal Systems Act, 2000 (Act 32 of 2000) as amended, it is hereby notified that the City of Johannesburg has in terms of Sections 11(3)(i) and 75A(1) and (2) of the Local Government: Municipal Systems Act 2000 (Act 32 of 2000), as amended, read with Section 24(2)(c)(ii) of the Local Government : Municipal Finance Management Act, 2003 (Act 56 of 2003), amended its Tariffs of Charges for Environmental Health Services with effect from 1 July 2024.

Service	Recommended tariff
1 Application to conduct a business of:	R
(a) Food from a fixed premises	1066.68
(b) Vending Food	343.44
(c) Escort agencies, night clubs, massage parlours and adult clubs	5,301.61
(d) Other licences in terms of Schedule 1 of the Act	1066.68
2 Issuing of a duplicate licence	180.64
3 The provision of reasons by the Licensing Authority	343.44

1C.156

City of Johannesburg Council 2024-05-15 2024-05-22

COJ : SPECIAL MAYORAL COMMITTEE 2024-05-08 2024-05-19

GROUP FINANCE

Service	Recommended tariff
4 Amendment of a License issued	180.64
5 Amendment of a condition on the endorsements to an issued licence	244.49
6 Copies of a document per page (A4)	2.45
7 Re-inspection of a food premises for the removal of a prohibition	1,696.37
8 Issuing of an export certificate for foodstuffs	1,696.37
9 Sampling and analysis of Bore-holes intended for human consumption	1,696.37
10 Sampling and analysis of a communal swimming pool	672.06
11 Issuing of a permit for a service to remove human excrement	1,037.06
12 Issuing of a permit for the installation of a sewer works	1,037.06
13 Issuing of a permit for the conducting of an offensive trade	1,037.06
14 Issuing of a permit for the conducting of a hairdressing, beauty and/or cosmetology service	1,037.06
15 Issuing of a permit for the conducting of an informal hairdressing, beauty and/or cosmetology service	343.44
16 Issuing of a permit to conduct an accommodation establishment	1,751.98
17 Issuing of a permit to conduct a nursing home used for maternity, medical and surgical purposes	4,360.27
18 Issuing of a permit to conduct a child care service	1037.06
19 Issuing of a permit for the keeping of poultry	1037.06

1C.157

City of Johannesburg Council 2024-05-15 2024-05-22

COJ : SPECIAL MAYORAL COMMITTEE 2024-05-08 2024-05-19

GROUP FINANCE

Service	Recommended tariff
20 Issuing of a permit for the keeping of rabbits	1037.06
21 Issuing of a permit to conduct a dog kennel or cattery	1037.06
22 Issuing of a permit to keep a dangerous animal	1037.06
23 Issuing of a permit to keep bees	1037.06
24 Issuing of a permit to conduct a Children's Home	1037.06
25 Impoundment of Cattle, Horses, Mules, Donkeys and other large Animals	406.62
26 Impoundment of Dogs, cats and other small pets	216.68
27 Impoundment of Goats, Sheep and other similar sized Animals	322.12
28 Impoundment of Pigs	260.71
29 Impoundment of Poultry	168.02
30 Impoundment of Wild Animals	399.76
31 Daily Holding Tariff for Cattle, Horses, Mules, Donkeys and other large Animals	154.06
32 Daily Holding Tariff for Dogs, Cats and other small Pets	119.35
33 Daily Holding Tariff for Goats, Sheep and other similar sized Animals	119.35
34 Daily Holding Tariff for Pigs	119.35
35 Daily Holding Tariff for Poultry	98.51
36 Daily Holding Tariff for Wild Animals	168.02
37 Issuing of Destruction of Food Certificates	1037.06
38 Vacant properties – Per transaction after referral to contractor for cleaning where owner has failed to adhere to notice.	1,409.00
39 Erection of "no dumping" signs	4,164.45
40 Issuing of a permit to keep dogs	1037.06
41 Issuing of a permit to keep cats	1037.06

1C.158

City of Johannesburg Council 2024-05-15 2024-05-22

COJ : SPECIAL MAYORAL COMMITTEE 2024-05-08 2024-05-19

GROUP FINANCE

42 Issuing of a permit to introduce Milk and/or Milk products into the Municipal area for human consumption	1037.06
43 Cutting of grass, undergrowth, weeds, and/ or vegetation to a maximum height of 150mm above ground level per m2, which shall include the shredding of grass to the satisfaction of the Council	1.15 per m2
44 Cutting of reeds to a maximum height of 150mm above ground level per m2, which shall include the shredding or removal thereof to the satisfaction of the Council.	10.90 per m2
45 Pruning of a tree, which shall include the removal of the resultant spoils to the satisfaction of the Council.	728.83 per tree
46 Cutting of a tree to ground level, which shall include the removal of the resultant spoils to the satisfaction of the Council.	8,856.10 per tree
47 Cutting of shrubs to ground level, which shall include the removal of the resultant spoils to the satisfaction of the Council.	174.96 per shrub
48 Removal of waste material to the satisfaction of the Council per 1000 kg or part thereof	636.74 per 1000 kg or part thereof
49 Cutting of grass, undergrowth, weeds, and/ or vegetation to a maximum height of 150mm above ground level, which shall include the shredding of grass and the removal of waste material to the satisfaction of the Council at vacant stands as indicated below: Property size of 0 – 499m2 including up to 2000kg waste Property size of 500 – 999m2 including up to 2000kg waste Property size of 1000 – 1999m2 including up to 2000kg waste Property size of 2000 – 2999m2 including up to 2000kg waste Property size of 3000 – 4000m2 including up to 2000kg waste	 1,871.61 2,482.97 3,673.70 4,451.69 4,675.71

1C.159

City of Johannesburg Council 2024-05-15 2024-05-22

COJ : SPECIAL MAYORAL COMMITTEE 2024-05-08 2024-05-19

GROUP FINANCE

<p>Removal of waste in excess of 2000Kg on any of the above properties to be done on quotation basis ito Item 48 above.</p> <p>Properties exceeding 4000m2 to be cleaned ito Items 43 and 48 above</p>	
--	--

1C.160

City of Johannesburg Council 2024-05-15 2024-05-22

COJ : SPECIAL MAYORAL COMMITTEE 2024-05-08 2024-05-19

GROUP FINANCE

ANNEXURE 16

AMENDMENT OF TARIFF OF CHARGES FOR ISSUING OF CERTIFICATES AND FURNISHING OF INFORMATION: VALUATION SERVICES FOR PERIOD 1 JULY 2024 TO 30 JUNE 2025

In terms of Sections 17(3)a(ii) and 22(a)(i) and (ii) of the Local Government: municipal Finance Management Act, 2003 (Act 56 of 2003) and the Sections 21(1) and 3(), 21a and 75a(3) and (4) of the Local Government: Systems Act 2000 (act 32 of 2000) as amended it is hereby notified that the City of Johannesburg has, in terms of 11(3)(i) and 75A(1) and (2) of the Local Government: Municipal Systems Act 200 (Act32 of 2000) as amended, read with section 24(2)(c)(ii) of the Local Government: Municipal Finance Management Act, 2003 (Act 56 of 2003), as amended. its Tariff of Charges for the Issuing of Certificates and the Furnishing of Information: Valuation Services as set out in Annexure A to the report, with effect from 1 July 2024.

	Type of information	Approved tariffs 2023/2024	Proposed tariffs 2024/2025
a)	Certificate stating the municipal valuation of a property	R 51.24 per stand or part thereof	R 53.70 per stand or part thereof
b)	Extract per township	R2.30 per entry	R2.41 per entry
c)	Sale of property register on compact disk	R 20,000.00	R 20,000.00
d)	Sale of a portion of the property register on compact disk.	A standard fee of R 216.43 plus 54c per entry	A standard fee of R 226.82 plus 57c per entry
e)	Written reasons Municipal Valuers Decisions	A standard fee of R 498.47	A standard fee of R 522.40

1C.161

City of Johannesburg Council 2024-05-15 2024-05-22

COJ : SPECIAL MAYORAL COMMITTEE 2024-05-08 2024-05-19

GROUP FINANCE

ANNEXURE 17

AMENDMENT OF TARIFF OF CHARGES FOR THE DELIVERY OF PRE- TERMINATION NOTICES FOR PERIOD 1 JULY 2024 TO 30 JUNE 2025

In terms of Sections 17(3)a(ii) and 22(a)(i) and (ii) of the Local Government : Municipal Finance Management Act, 2003 (Act 56 of 2003) read with Sections 21 and, 21A(1) and (2) of the Local Government : Systems Act 2000 (act 32 of 2000) as amended; and also in terms of 11(3)(i) and 75A(1) and (2) of the Local Government : Municipal Systems Act 200 (Act 32 of 2000) as amended, read with section 16 of the Local Government : Municipal Finance Management Act, 2003 (Act 56 of 2003), as amended it is hereby notified that the City of Johannesburg declares its intention to amend its fees for a pre-termination notice with effect from 1 July 2024.

The following tariffs shall be effective from 1 July 2024.

Fees payable in respect of the delivery of the "pre" termination notice	R304.80 (Ext Vat)
---	-------------------

1C.162

City of Johannesburg Council 2024-05-15 2024-05-22

COJ : SPECIAL MAYORAL COMMITTEE 2024-05-08 2024-05-19

GROUP FINANCE

ANNEXURE 18

AMENDMENT OF TARIFF OF CHARGES FOR THE DELIVERY OF FINAL NOTICE- FOR PERIOD 1 JULY 2024 TO 30 JUNE 2025

In terms of Sections 17(3)a(ii) and 22(a)(i) and (ii) of the Local Government: Municipal Finance Management Act, 2003 (Act 56 of 2003) read with Sections 21 and, 21A(1) and (2) of the Local Government : Systems Act 2000 (act 32 of 2000) as amended; and also in terms of 11(3)(i) and 75A(1) and (2) of the Local Government: Municipal Systems Act 200 (Act 32 of 2000) as amended, read with section 16 of the Local Government: Municipal Finance Management Act, 2003 (Act 56 of 2003), as amended it is hereby notified that the City of Johannesburg declares its intention to amend its fees for a final notice with effect from 1 July 2024.

The following tariffs shall be effective from 1 July 2024.

Fees payable in respect of the delivery of the Final notice	R198.51 (Excl. Vat)
---	---------------------

1C.163

City of Johannesburg Council 2024-05-15 2024-05-22

COJ : SPECIAL MAYORAL COMMITTEE 2024-05-08 2024-05-19

GROUP FINANCE

ANNEXURE 19

**AMENDMENT OF TARIFF OF CHARGES FOR DISHONOURED PAYMENTS FOR PERIOD
1 JULY 2024 TO 30 JUNE 2025**

In terms of Sections 17(3)a(ii) and 22(a)(i) and (ii) of the Local Government: Municipal Finance Management Act, 2003 (Act 56 of 2003) read with Sections 21 and, 21A(1) and (2) of the Local Government : Systems Act 2000 (act 32 of 2000) as amended; and also in terms of 11(3)(i) and 75A(1) and (2) of the Local Government : Municipal Systems Act 200 (Act 32 of 2000) as amended, read with section 16 of the Local Government: Municipal Finance Management Act, 2003 (Act 56 of 2003), as amended it is hereby notified that the City of Johannesburg declares its intention to amend its Tariff of Charges for Dishonoured Payments with effect from 1 July 2024.

Fees Payable in respect of any dishonoured bank payments (Debit Order)	R418.83 (Excl. Vat) per transaction
---	---

City of Johannesburg Council 2024-05-15 2024-05-22

COJ : SPECIAL MAYORAL COMMITTEE 2024-05-08 2024-05-19

GROUP FINANCE

ANNEXURE 20

AMENDMENT OF TARIFF OF CHARGES FOR ISSUING OF CLEARANCE FIGURES FOR PERIOD 1 JULY 2024 TO 30 JUNE 2025

In terms of Sections 17(3)a(ii) and 22(a)(i) and (ii) of the Local Government : Municipal Finance Management Act, 2003 (Act 56 of 2003) read with Sections 21 and, 21A(1) and (2) of the Local Government : Systems Act 2000 (act 32 of 2000) as amended; and also in terms of 11(3)(i) and 75A(1) and (2) of the Local Government : Municipal Systems Act 200 (Act 32 of 2000) as amended, read with section 16 of the Local Government : Municipal Finance Management Act, 2003 (Act 56 of 2003), as amended it is hereby notified that the City of Johannesburg declares its intention to amend its fees for a Clearance and Certificate administration fee with effect from 1 July 2024.

Fees payable in respect of clearance admin and certificate fees.	This amount should be increased by projected inflation. Therefore, the tariffs for the financial year 2024 / 2025 will be increased as follows: Manual clearance figure application: R221.18 (excl Vat) Manual printing of clearance certificate: R111.84 excl Vat) Electronic figure application: R58.11 (excl Vat) Electronic printing of clearance certificate: R38.64 (excl Vat)
--	--

1C.165

City of Johannesburg Council 2024-05-15 2024-05-22

COJ : SPECIAL MAYORAL COMMITTEE 2024-05-08 2024-05-19

GROUP FINANCE**ANNEXURE 21****AMENDMENT OF TARIFF OF CHARGES FOR ISSUING OF CERTIFICATES AND FURNISHING OF INFORMATION BY THE COJ LEGISLATURE FOR PERIOD 1 JULY 2024 TO 30 JUNE 2025**

The following tariffs shall be effective from 1 July 2024.

No	Certificate or Information Needed	Tariff 2023	Increase 4.8%	New 2024 Tariff
1	A complete copy of an agenda of one meeting of the Planning Committee (Former Town Planning Tribunal)	R10,89	R0,52	R11,41
2	A complete copy of the minutes of proceedings of one meeting of the Planning Committee (former Town Planning Tribunal)	R3,73	R0,18	R3,91
3	A complete set of agendas of the Planning Committee (former Town Planning Tribunal) for one Calendar Year	R263,78	R12,66	R276,44
4	A complete set of the minutes of proceedings of the Planning Committee (Former Town Planning Tribunal) for one calendar year	R90,24	R4,33	R94,57
5	For each folio containing an extract from the agenda and minutes of the proceedings of the Planning Committee (former Town Planning Tribunal)	R17,95	R0,86	R18,81
6	For each A4 copy or folio containing an extract from an agenda or minutes of the Council of the Mayoral Committee or any other committees of the Council or from any other document or containing any other information	R1,76	R0,08	R1,84

1C.166

City of Johannesburg Council 2024-05-15 2024-05-22

COJ : SPECIAL MAYORAL COMMITTEE 2024-05-08 2024-05-19

GROUP FINANCE

No	Certificate or Information Needed	Tariff 2023	Increase 4.8%	New Tariff 2024
7	A complete copy of an agenda of one meeting of a Section 79	R4,19	R0,20	R4,39
8	A copy of the minutes of proceedings of one meeting of Section 79 Committee	R2,00	R0,10	R2,10
9	A complete set of agendas of any Section 79 for one calendar year	R49,99	R2,40	R52,39
10	A complete set of the minutes of proceedings of a Section 79 Committee for one calendar year	R25,18	R1,21	R26,39
11	Mayoral Committee agenda per set	R10,98	R0,53	R11,51
12	Mayoral Committee minutes per set	R3,80	R0,18	R3,98
13	Complete individual copies and agenda of Council meetings	R5,55	R0,27	R5,82
14	Complete individual copies of minutes of proceedings of Council meetings	R24,64	R1,18	R25,82
15	Complete set of agenda and minutes of proceedings of Council	R24,64	R1,18	R25,82
16	Extract from agenda and minutes of proceedings of the Council – for every folio or part thereof	R84,79	R4,07	R88,86
17	For any set of By-laws amendment thereto, per folio	R4,37	R0,21	R4,58

City of Johannesburg Council 2024-05-15 2024-05-22

COJ : SPECIAL MAYORAL COMMITTEE 2024-05-08 2024-05-19

GROUP FINANCE

ANNEXURE 22

TARIFF OF CHARGES FOR JOHANNESBURG INTERNATIONAL TRANSPORT INTERCHANGE (NEW) FOR PERIOD 1 JULY 2024 TO 30 JUNE 2025

In terms of Sections 17(3)(a)(ii) and 22(a)(i) and (ii) of the Local Government: Municipal Finance Management Act, 2003 (Act 56 of 2003) and Sections 21(1) and (3), 21A and 75A(3) and (4) of the Local Government: Municipal Systems Act, 2000 (Act 32 of 2000) as amended, it is hereby notified that the City of Johannesburg has, in terms of Sections 11(3)(i) and 75A(1) and (2) of the Local Government: Municipal Systems Act, 2000 (Act 32 of 2000) as amended, read with Section 24(2)(c)(ii) of the Local Government: Municipal Financial Management Act, 2003 (Act 56 of 2003), proposed tariffs for the Johannesburg International Transport Interchange with effect on 1 July 2024.

Proposed 2024/25 JITI bus and taxi tariffs

Description	Proposed tariffs
Bus ranking	R526 per hour
Minibus ranking	R7.00 per 15 minutes
Minibus holding	R7.00 per hour
Metered taxi parking	R5.00 per 15 minutes

Proposed 2024/25 JITI retail, office, and storage tariffs

Description	Proposed tariffs per m²
Retail rentals	R272
Office rentals	R146
Storage rentals	R82

1C.168

City of Johannesburg Council 2024-05-15 2024-05-22

COJ : SPECIAL MAYORAL COMMITTEE 2024-05-08 2024-05-19

GROUP FINANCE

ANNEXURE 23

TARIFF OF CHARGES FOR FIREARMS AND TRAFFIC TRAINING TO ENABLE NEW SERVICE OFFERING FOR PERIOD 1 JULY 2024 TO 30 JUNE 2025


Training courses to be provided individually than the package as per requirements of customers from time to time.

No.	Training course	Proposed tariff in ZAR	Duration
1	Firearm training competency	6 913	2 Weeks
2	By-law training	1 038	2 Weeks
3	Traffic officer refresher course	9 620	3 Months
4	Fingerprints for vetting purposes	250	Once off
5	Miscellaneous unit standard training	1 038	2 Weeks
6	Qualification certificate	250	Once off
7	Certificate of attendance	250	Once off

GROUP FINANCE

ANNEXURE 24

AMENDMENT OF TARIFF OF CHARGES FOR LIBRARY AND INFORMATION SERVICES; ARTS, CULTURE AND HERITAGE SERVICES; AND SPORT FACILITIES, RECREATION CENTERS AND SWIMMING POOLS FOR PERIOD 1 JULY 2024 TO 30 JUNE 2025

SCHEDULE OF CHARGES : ANNEXURE A					
 COMMUNITY DEVELOPMENT LIBRARY AND INFORMATION SERVICES		2023-24 (ZAR)	2024-25 (ZAR)	2025-26 (ZAR)	2026-27 (ZAR)
		1	MEMBERSHIP CHARGES		
1.1	ELECTRONIC USER SERVICES Any person who wishes to ONLY use the electronic services/resources of the Library ; This user category may not borrow any library materials.	Free	Free	Free	Free
1.2	BASIC LENDING SERVICES				
1.2.1	RESIDENTS Any person who resides in or is employed in or attends school within the City of Johannesburg (Adults, Senior Citizens & Students: Maximum of 4 books/single music scores of which a maximum of 2 single music scores may be included. Children, Teenagers & Young Adults: Maximum of 3 books)				
	Adults (18-59 years of age)	Free	Free	Free	Free
	Senior citizens (including pensioners) (60 years and older) and Disabled persons	Free	Free	Free	Free
	Students (18 years and older, attending a tertiary educational institution)	Free	Free	Free	Free
	Children (Under 13 years of age)	Free	Free	Free	Free
	Teenagers & Young Adults (13-17 years of age)	Free	Free	Free	Free
1.2.2	NON-RESIDENTS Any person who is not resident in or employed in or studying within the City of Johannesburg (Annual tariff. Maximum of 4 books only)				
	Adults (18-59 years of age)	209	219	229	239
	Senior citizens (including pensioners) (60 years and older) and Disabled persons	200	210	219	229
1.2.3	VISITORS Any person who is residing, working or studying within the City of Johannesburg for a period not exceeding 12 months. (Annual tariff per book. Maximum of 2 books only)				
	Adults (18-59 years of age) per book	346	362	379	396
	Children (Under 13 years of age) per book	207	217	227	237
	Teenagers or Young Adults (13-17 years of age) per book	207	217	227	237
	Students (18 years and older, attending a tertiary or pre-tertiary educational institution)				
	Senior citizens (including pensioners) (60 years and older) and Disabled persons	207	217	227	237
		27	28	29	31
1.2.4	ORGANISATIONS (Annual tariff. Maximum of 10 books/single music scores)				
	Profit (commercial) organisations	1 048	1 098	1 148	1 200
	Non-profit (including professional) organisations	Free	Free	Free	Free
	Schools (per class)	Free	Free	Free	Free

1C.170

City of Johannesburg Council 2024-05-15 2024-05-22

COJ : SPECIAL MAYORAL COMMITTEE 2024-05-08 2024-05-19

GROUP FINANCE

1.3	VALUE-ADDED SERVICES				
1.3.1	ADDITIONAL LIBRARY MATERIAL This value-added service is only available for Residents ; It is not available for Organisations, Non-residents and Visitors. (Annual tariff, Maximum of 2 additional items)				
	RESIDENTS				
	Adults (18-59 years of age): Additional 2 books/single music scores	69	72	76	79
	Senior citizens (including pensioners)(60 years and older) and Disabled persons: Additional 2 books/single music scores				
	Children (Under 13 years of age) and Young adults (13-17 years of age): Additional 2 books	69	72	76	79
1.3.2	AUDIOVISUAL MATERIALS / STUDENT SERVICES This service is available for Residents and Organisations only ; It is not available for Non-residents and Visitors. (Annual tariff, Maximum of 3 audiovisual items)				
1.3.2.1	RESIDENTS				
	Adults (18-59 years of age):	207	217	227	237
	Students (18 years and older, attending a tertiary educational institution)	207	217	227	237
	Senior citizens (including pensioners) (60 years and older) and disabled persons	101	106	110	115
1.3.2.2	ORGANISATIONS (Annual tariff, Maximum of 3 audiovisual items)				
	Profit (commercial) organisations	1 048	1 098	1 148	1 200
	Non-profit (including professional) organisations	352	369	385	403
	Schools	352	369	385	403
1.3.3	ORCHESTRAL MUSIC AND BULK VOCAL SCORES (Annual tariff plus separate handling fee per set. Maximum of 4 sets of bulk vocal scores and 6 orchestral sets)				
	Profit (commercial) organisations	1 280	1 341	1 402	1 465
	Non-profit (including professional) organizations	439	460	481	503
	Schools	439	460	481	503
	Handling fee (per orchestral set / bulk vocal title set)	552	578	605	632
	Handling fee (per orchestral set / bulk vocal title set) – Non-profit organisations and Schools	348	365	381	398
1.3.4	CUSTOMISED INFORMATION PACKAGES (Tariff applicable to type of package ; Any printing or photocopying will incur additional charges at the scheduled tariff)				
1.3.4.1	Standard Information pack e.g. simple research / compilation of information	115	121	126	132
1.3.4.2	Advanced Research Pack e.g. Research using multiple sources from Special Collections, tracking information	346	363	379	396
1.3.5	LITERACY SERVICES TO SMALL BUSINESSES				
	Level 1 (per person)	683	716	748	782
	Level 2 (per person)	574	601	628	657
	Level 3 (per person)	456	478	500	522
	Level 4 (per person)	345	361	377	394
2	LIBRARY MATERIAL CHARGES				
2.1	OVERDUE ITEMS				
	Per item per week or part thereof	7	8	8	8
	(Up to a maximum per item)	55	58	61	63
2.2	RESERVATIONS				
	Per title in advance (non-refundable)	12	12	13	13
2.3	INTER-LIBRARY LOANS				
	Per request in advance (non-refundable)				
	PLUS reservation fee per title in advance (non-refundable)	21	22	23	24
3	LIBRARY MATERIAL LOST OR DAMAGED				
3.1	LOST LIBRARY MATERIAL (Purchase price for library material plus administrative charge)	As per Tariff Schedule Annexure B	As per Tariff Schedule Annexure B	As per Tariff Schedule Annexure B	As per Tariff Schedule Annexure B
3.2	DAMAGED LIBRARY MATERIAL				
	Binders charge per book	93	98	102	107
	Other minor damage	38	39	41	43
	Irreparable damage (Price for substitute / replacement copy)	As per Tariff Schedule Annexure B	As per Tariff Schedule Annexure B	As per Tariff Schedule Annexure B	As per Tariff Schedule Annexure B
3.3	LIBRARY MEMBERSHIP CARD (non-refundable)	42	44	47	49
3.4	BAGGAGE COUNTER TOKENS	42	44	47	49
3.5	LOCKER KEYS	42	44	47	49
4	PHOTOCOPY / PRINTING CHARGES				
4.1	A4 COPIES				
4.1.1	A4 grey scale copies per page	1	2	2	2
4.1.2	A4 colour copies per page	8	10	10	11
4.2	A3 COPIES				
4.2.1	A3 grey scale copies per page	2	4	4	4
4.2.2	A3 colour copies per page	16	20	21	22
4.3	PC PRINTOUT COPIES PER PAGE				
4.3.1	Text only (grey scale)	1	2	2	2
4.3.2	Text and graphics (grey scale)	2	3	3	3
4.3.3	Colour	16	17	18	19
4.4	MICROFORM READER COPIES PER PAGE	7	8	8	8
5	SCANNED DOCUMENTS Scanning to user-supplied memory device (Service available at selected libraries)				
5.1	INDIVIDUAL USE				
5.1.1	A4 Scan per page First 10 Pages	Free	Free	Free	Free
	More than 10 pages (per page) A4 Grey Scale and Colour	n/a	1	1	1
	More than 10 pages (per page) A3 Grey Scale and Colour	n/a	2	2	2
5.2	BUSINESS/CORPORATE USE				
5.2.1	A4 Scan per page	n/a	1	1	1
5.2.2	A3 Scan per page	n/a	2	2	2
6	PHOTOGRAPHING OF LIBRARY MATERIALS (Charges per hour or part thereof)				
6.1	Professional photographers (Charges per hour or part thereof)	548	575	601	628
6.2	Research workers (Charges per hour or part thereof)	197	206	215	225

1C.171

City of Johannesburg Council 2024-05-15 2024-05-22

COJ : SPECIAL MAYORAL COMMITTEE 2024-05-08 2024-05-19

GROUP FINANCE


7	HIRING OF AUDITORIUM / THEATRE (Use restricted to normal library hours and activities relating to library services, educational support, cultural enrichment and constructive leisure and recreation) (Charges per 8-hour period or part thereof)				
7.1	Organisations supporting or promoting library activities and services	Free	Free	Free	Free
7.2	Profit (commercial) organisations	8 539	8 949	9 352	9 773
	Plus Refundable deposit for venue hire	In line with managing risk	In line with managing risk	In line with managing risk	
	Hire of audiovisual equipment	1 153	1 209	1 263	1 320
	Plus Refundable deposit for Hire of audiovisual equipment	1 153	1 209	1 263	1 320
7.3	Non-profit organisations	4 269	4 474	4 675	4 886
	Plus Refundable deposit for venue hire	In line with managing risk	In line with managing risk	In line with managing risk	
	Hire of audiovisual equipment	577	604	631	660
	Plus Refundable deposit for Hire of audiovisual equipment	577	604	631	660
8	HIRING OF LECTURE / TRAINING ROOM (Use restricted to normal library hours and activities relating to library services, educational support, cultural enrichment and constructive leisure and recreation) (Charges per 8-hour period or part thereof)				
8.1	Organisations supporting or promoting library activities and services	Free	Free	Free	Free
8.2	Profit (commercial) organisations	971	1 017	1 063	1 111
	Plus Refundable deposit for venue hire	In line with managing risk	In line with managing risk	In line with managing risk	
	Hire of audiovisual equipment	1 153	1 209	1 263	1 320
	Plus Refundable deposit for Hire of audiovisual equipment	1 153	1 209	1 263	1 320
8.3	Non-profit (including professional) organisations	645	676	707	739
	Plus Refundable deposit for venue hire	In line with managing risk	In line with managing risk	In line with managing risk	
	Hire of audiovisual equipment	807	845	884	923
	Plus Refundable deposit for Hire of audiovisual equipment	577	604	631	660
9	HIRING OF ACTIVITY ROOM / LIBRARY SPACE (Use restricted to normal library hours and activities relating to library services, educational support, cultural enrichment and constructive leisure and recreation) (Charges per 8-hour period or part thereof)				
9.1	Organisations supporting or promoting library activities and services	Free	Free	Free	Free
9.2	Profit (commercial) organisations	110	116	121	126
9.3	Non-profit (including professional) organisations	59	62	65	68
10	USE OF KITCHEN IN CONJUNCTION WITH LIBRARY PUBLIC SPACE				
10.1	Per occasion	183	192	201	210
11	HIRING OF LIBRARY SPACE FOR EXHIBITIONS (Use restricted to normal library hours and activities relating to library services, educational support, cultural enrichment and constructive leisure and recreation) (Charges per day (8 hour) or part thereof unless otherwise specified)				
11.1	Profit (commercial) organisations	1 837	1 925	2 012	2 102
11.2	Non-profit (including professional) organisations	183	192	201	210
11.3	Profit (commercial) organisations (JCL and Sandton)	4 269	4 474	4 675	4 886
11.4	Non-profit (including professional) organisations (JCL and Sandton)	428	449	469	490
11.5	Development projects (e.g. emerging artists, student exhibitions)	Free	Free	Free	Free
12	HIRING OF LIBRARY SPACE FOR EDUCATIONAL FILMING AND PHOTOGRAPHY (Use restricted to a maximum of 2 hours within normal library hours and only for activities relating to library services or educational support. Filming and photography must not obstruct nor impede normal library usage, services or functions) (Charges per 2-hour period or part thereof)				
12.1	Profit (commercial) organisations	19 713	20 659	21 588	22 560
12.2	Educational institutions	1 119	1 172	1 225	1 280
12.3	Photography of library building for profit-making purposes	519	544	569	594
13	USE OF LIBRARY SPACE FOR NON-COMMERCIAL FILMING (Use restricted to a maximum of 2 hours within normal library hours and only for activities relating to library services or educational support. Filming and photography must not obstruct nor impede normal library usage, services or functions). Approval to be obtained from Director: Library and Information Services.	Free		Free	Free
14	COMPUTER USE	Free	Free	Free	Free

1C.172

City of Johannesburg Council 2024-05-15 2024-05-22

COJ : SPECIAL MAYORAL COMMITTEE 2024-05-08 2024-05-19

GROUP FINANCE

		SCHEDULE OF CHARGES : ANNEXURE B			
		COMMUNITY DEVELOPMENT LIBRARY AND INFORMATION SERVICES			
		2023-24 (ZAR)	2024-25 (ZAR)	2025-26 (ZAR)	2026-27 (ZAR)
1	Easy reading for adults (ERA)				
	Hardcover	96	100	105	110
	Paperback	69	72	76	79
2	African languages				
	Hardcover	131	137	143	150
	Paperback	131	137	143	150
3	Romances and similar categories such as Westerns				
	Hardcover	184	193	202	211
	Paperback	184	193	202	211
4	English Young Adults (YA) ; English children's story books ; Afrikaans Young Adults (AT) ; Afrikaans children's story books ; Foreign language books				
	Hardcover	233	244	255	267
	Paperback	130	136	142	149
5	Picture books				
	Hardcover	300	314	328	343
	Paperback	227	238	248	260
6	Junior Non fiction				
	Hardcover	439	460	481	503
	Paperback	258	271	283	296
7	Afrikaans fiction				
	Hardcover	233	244	255	267
	Paperback	192	201	210	219
8	Afrikaans Non fiction				
	Hardcover	485	509	531	555
	Paperback	318	333	348	364
9	Afrikaans Large Prints				
	Hardcover	300	314	328	343
	Paperback	227	238	248	260
10	English fiction				
	Hardcover	485	509	531	555
	Paperback	318	333	348	364
11	English Non fiction				
	Hardcover	681	713	745	779
	Paperback	466	488	510	533
12	English Large print				
	Hardcover	550	576	602	629
	Paperback	386	404	422	442

1C.173

City of Johannesburg Council 2024-05-15 2024-05-22

COJ : SPECIAL MAYORAL COMMITTEE 2024-05-08 2024-05-19

GROUP FINANCE


13	Reference books (or price for substitute copy)				
	Hardcover	1 089	1 142	1 193	1 247
	Paperback	1 011	1 059	1 107	1 157
14	Student services: Reference works on loan from tertiary institutions or purchased and available for student use. (or price for substitute copy if available in print)				
	Hardcover	1 004	1 053	1 100	1 150
	Paperback	947	993	1 038	1 084
15	Audio Cassettes	As per CDs	As per CDs	As per CDs	As per CDs
16	Language course cassettes (per cassette)	300	314	328	343
17	CDs				
17.1	CD: Single	436	456	477	498
17.2	CD: Double	567	594	620	648
17.3	CD: Double and text	1 133	1 187	1 241	1 297
17.4	CD: Triple with or without text	1 703	1 785	1 865	1 949
18	Audio books	1 715	1 798	1 879	1 963
	OR				
	Per cassette	366	384	401	419
19	Videos	As per DVDs	As per DVDs	As per DVDs	As per DVDs
20	DVD(s)	227	238	248	260
21	Records (no longer available to be replaced with CDs)	As per CDs	As per CDs	As per CDs	As per CDs
22	Art/Rare books (or price for substitute copy if available in print)	1 525	1 598	1 670	1 745
23	Music (orchestral and vocal scores as well as printed music)	Charges / replacement at discretion of the Music Librarian	Charges / replacement at discretion of the Music Librarian	Charges / replacement at discretion of the Music Librarian	Charges / replacement at discretion of the Music Librarian
24	CD-Rom(s)	Price per substitute CD- Rom(s)	Price per substitute CD- Rom(s)	Price per substitute CD- Rom(s)	Price per substitute CD- Rom(s)
25	Periodicals				
25.1	National	Replacement cost	Replacement cost	Replacement cost	Replacement cost
25.2	International	Replacement cost	Replacement cost	Replacement cost	Replacement cost
26	Posters	108	113	118	123,5667399
27	Books with CD Rom	Replacement cost of entire item	Replacement cost of entire item	Replacement cost of entire item	Replacement cost of entire item
28	Books with stiffy disks	Replacement cost of entire item	Replacement cost of entire item	Replacement cost of entire item	Replacement cost of entire item
29	Books with CD(s)	Replacement cost of entire item	Replacement cost of entire item	Replacement cost of entire item	Replacement cost of entire item

1C.174

City of Johannesburg Council 2024-05-15 2024-05-22

COJ : SPECIAL MAYORAL COMMITTEE 2024-05-08 2024-05-19

GROUP FINANCE


SCHEDULE OF CHARGES FOR SWIMMING POOL FACILITIES	
	COMMUNITY DEVELOPMENT SPORT AND RECREATION
RULES APPLICABLE TO SWIMMING POOL TARIFF	
	"Adult" means a person of 18 years or more
	"Child" means a person of less than 18 years
	"s" means any person who is enrolled at a school as defined in the Education Ordinance, or who is enrolled at any other education Institution and who has not attained the age of 20 years.
	"Senior Citizen" means a person who is 63 years or older or pensioners with pension cards
	"Season Tickets" shall be valid for either the summer swimming season, the period beginning on 1 September and ending on the 31 March of the following year, or the Winter swimming season, the period beginning 1 April and ending on 31 August.
	If a holder is unable to produce the season ticket on account of its loss or destruction he shall not be admitted to the premises unless he has purchased a replacement thereof, or purchased the appropriate daily admission ticket.
	It shall be unlawful for the holder of a season ticket to transfer the ticket or to allow it to be used by any other persons.
	"s" s irrespective of age in parties of 10 or more may be admitted to pools at restricted hours to be approved by the Aquatic Manager of the Region at the tariff teachers attending a pool in charge of 10 or more s shall be admitted free of charge.
	"School Season Ticket" shall entitle s under the supervision of one or more teachers to admission to a designated pool once a week at such time and for such period during school hours only as may be agreed by the Aquatic Manager of that Region. Provided that the Aquatic Manager shall be entitled to refuse an application made in terms of this rule on the grounds that the accommodation of the pool is already fully taken up, preference being given to schools situated in the local area of the pool than those situated outside of its local area.
	School season tickets:
	a) For every school with less than 150 s on its school register.
	b) For every school with 150 to 350 s on its school register.
	c) For every school with over 350 s on its school register.
	d) Learn to Swim and Development programs in conjunction with
	"Hire of Pool" Swimming Gala, Swimming competitions and Organized Aquatic Event only.
	"Club Season Ticket" Issued only to swimmers who are Members of a swimming club making
	"Baptisms" Only before normal operating hours of the pool.
	POOLS TO BE CLOSED ON THE FOLLOWING DAYS
	25 & 26 DECEMBER
	A selected number of pools may open on 26 December and 1 January should the need arise.
	These pools will be announced through the media a week before the 26th of December and 1st of January.
	SUMMER SEASON:- 1st September - 31st March
	WINTER SEASON:- 1st April - 31st August

1C.175

City of Johannesburg Council 2024-05-15 2024-05-22

COJ : SPECIAL MAYORAL COMMITTEE 2024-05-08 2024-05-19



GROUP FINANCE

SCHEDULE OF CHARGES FOR SWIMMING POOL FACILITIES	
	COMMUNITY DEVELOPMENT SPORT AND RECREATION
Swimming Pool Category	
Competition Pools	
	Competition Pools may be indoor or outdoor 8 lane pools, heated open all year round with regulations regarding water temperature, Anti-turbulent lane, starter blocks and backstroke Flags. : 50m Long Course (Olympic) 25m Short Course.
Regional Pool	
	These swimming pools are designed to dimensions, which will be multiples of the Olympic standard length for competitive swimming 50m. i.e., for the pool length to be one of the following and consist of 8 lanes: 16.66m,25m,33.33m or 50m
Neighbourhood Pools	
	These pools are mainly recreational and are not designed/used by clubs for championship or competitions but, may be at times used for a gala (school or other) if gala equipped. They therefore may not conform to any set standard of dimensions and may not follow the hours of operation set for the competition and Regional swimming pools. Maximum depth of more than 1.5m.
District Pools	
	District swimming pools are admission free, these pools are of various shapes and sizes as they are intended for Recreational purpose only and, therefore, are not governed by any standards or set dimensions. However, the most widely used design for district swimming pool has been the rectangular shape and design of the modern district swimming pool, therefore rectangular shaped to half Olympic standard length of 25m with a maximum depth of 1.5m.


GROUP FINANCE

SCHEDULE OF CHARGES FOR SWIMMING POOL FACILITIES					
COMMUNITY DEVELOPMENT SPORT AND RECREATION					
		2023-24	2024-25	2025-26	2026-27
		ZAR	ZAR	ZAR	ZAR
1	NON HEATED: REVENUE SWIMMING POOLS				
1.1 Daily Admission: None Heated pools					
	Adult (18 years and over)	12	20	21	22
	Child (04 to 17 years)	6	6	7	7
	Senior Citizens/Pensioners (63 years and over/Pensioner with pension cards)	No Charge	50% of tariff	50% of tariff	50% of tariff
	PWD/ Children Homes/shelters	50% of tariff	50% of tariff	50% of tariff	50% of tariff
1.2 Season Tickets					
	Adult (18 years and over)	307	321	336	351
	Child (under 18 years)	89	93	97	101
	Senior Citizens/Pensioners (63 years and over/Pensioner with	No Charge	50% of Tariff	50% of Tariff	50% of Tariff
	PWD/ Children Homes/shelters	50% of Tariff	50% of Tariff	50% of Tariff	50% of Tariff
1.3 Season Tickets: Schools (See applicable rules)					
	Less than 150 Children	492	515	539	563
	150 to 350 Children	904	947	990	1 034
	350 Plus Children	1 469	1 540	1 609	1 682
1.4 Season Tickets: Club (Proof of club membership)					
	Adult	123	129	135	141
	Child	46	49	51	53
	Top-up season ticket (from cold to heated pools)	Difference between cold water season ticket and heated season ticket	Difference between cold water season ticket and heated season ticket	Difference between cold water season ticket and heated season ticket	Difference between cold water season ticket and heated season ticket
1.5 Professional Coaching/Teaching					
	Coaching or Teaching (per month)	662	694	725	757
	Coaching and Teaching (per month)	777	814	850	889
	Casual Coaching/Teaching (per lane per hour)	181	190	199	207
	Water Aerobics (per 1 hour session)	174	182	190	199
	Swimming Clubs (Club Nights)	Free to club members & accompanying parents	Free to club members & accompanying parents	Free to club members & accompanying parents	Free to club members & accompanying parents
1.6 Hire of Pool					
	(Swimming Gala's, Competitions and Organized Aquatic events only in line with Community Development Structured Programmes)	Free	Free	Free	Free
	Olympic Swimming Pool	1 291	1 353	1 414	1 477
	Non Olympic Swimming Pool	675	708	740	773
	After hour hire of Swimming Pools (special terms and conditions are	2 306	2 417	2 526	2 640
1.7 Others					
	Tuck Shops hire (per month)	1 147	1 202	1 256	1 313
	Filming for commercial use	19 070	19 986	20 885	21 825
	Filming for non-commercial use	5 720	5 994	6 264	6 546
	Learn to Swim/Development programs in partnership with COJ, & International/Provincial Aquatic events. Scorecard Events	No Charge	No Charge	No Charge	No Charge
	Refundable Deposit	In line with managing risk	In line with managing risk	In line with managing risk	In line with managing risk

GROUP FINANCE

SCHEDULE OF CHARGES FOR SWIMMING POOL FACILITIES					
	COMMUNITY DEVELOPMENT SPORT AND RECREATION				
		2023-24	2024-25	2025-26	2026-27
		ZAR	ZAR	ZAR	ZAR
2	HEATED: REVENUE SWIMMING POOLS				
2.1	Daily Admission: Heated pools				
	Adult (18 years and over)	15	25	26	27
	Child (04 to 17 years)	8	9	9	9
	Senior Citizens/Pensioners (63 years and over/Pensioner with pension cards)	No Charge	50% of Tariff	50% of Tariff	50% of Tariff
	PWD/ Children Homes/shelters	50% of Tariff	50% of Tariff	50% of Tariff	50% of Tariff
2.2	Season Tickets				
	Adult (18 years and over)	448	470	491	513
	Child (under 18 years)	217	227	238	248
	Senior Citizens/Pensioners (63 years and over/Pensioner with	No Charge	50% of Tariff	50% of Tariff	50% of Tariff
	PWD/ Children Homes/shelters	50% of Tariff	50% of Tariff	50% of Tariff	50% of Tariff
2.3	Season Tickets: Schools (See applicable rules)				
	Less than 150 Children	917	961	1 004	1 049
	150 to 350 Children	1 566	1 641	1 715	1 792
	350 Plus Children	2 521	2 642	2 761	2 885
2.4	Season Tickets: Club (Proof of club membership)				
	Adult	200	209	219	228
	Child	106	111	116	121
	Top-up season ticket (from cold to heated pools)	Difference between cold water season ticket and heated season ticket	Difference between cold water season ticket and heated season ticket	Difference between cold water season ticket and heated season ticket	Difference between cold water season ticket and heated season ticket
2.5	Professional Coaching/Teaching				
	Coaching or Teaching (per month)	662	694	725	757
	Coaching and Teaching (per month)	777	814	850	889
	Casual Coaching/Teaching (per lane per hour)	181	190	199	207
	Water Aerobics (per 1 hour session)	174	182	190	199
	Swimming Clubs (Club Nights)	Free to club members & accompanying parents	Free to club members & accompanying parents	Free to club members & accompanying parents	Free to club members & accompanying parents
2.6	Hire of Pool				
	(Swimming Gala's, Competitions and Organized Aquatic events only in line with Community Development Structured Programmes)	Free	Free	Free	Free
	Olympic Swimming Pool	2 859	2 996	3 131	3 272
	Non Olympic Swimming Pool	1 526	1 599	1 671	1 746
	After hour hire of Swimming Pools (special terms and conditions are	2 306	2 417	2 526	2 640
2.7	Others				
	Tuck Shops hire (per month)	1 147	1 202	1 256	1 313
	Filming for commercial use	19 070	19 986	20 885	21 825
	Filming for non-commercial use	5 720	5 994	6 264	6 546
	Learn to Swim/Development programs in partnership with COJ, & International/Provincial Aquatic events. Scorecard Events	No Charge	No Charge	No Charge	No Charge
	Refundable Deposit	In line with managing risk	In line with managing risk	In line with managing risk	In line with managing risk
SCHEDULE OF CHARGES FOR SWIMMING POOL FACILITIES					
	COMMUNITY DEVELOPMENT SPORT AND RECREATION				
		2023-24	2024-25	2025-26	2026-27
		ZAR	ZAR	ZAR	ZAR
3	NON REVENUE SWIMMING POOLS				
3.1	Professional Coaching/Teaching				
	(Swimming Gala's, Competitions and Organized Aquatic events only in line with Community Development Structured Programmes)	Free	Free	Free	Free
	Olympic Swimming Pool	1 291	1 353	1 414	1 477
	Non Olympic Swimming Pool	675	708	740	773
	After hour hire of Swimming Pools (special terms and conditions are	2 306	2 417	2 526	2 640
	Swimming Clubs (Club Nights)	Free to club members & accompanying parents	Free to club members & accompanying parents	Free to club members & accompanying parents	Free to club members & accompanying parents
3.2	Hire of Pool				
	(Swimming Gala's, Competitions and Organized Aquatic events only in line with Community Development Structured Programmes)	Free	Free	Free	Free
	Olympic Swimming Pool	1 291	1 353	1 414	1 477
	Non Olympic Swimming Pool	676	708	740	773
	After hour hire of Swimming Pools (special terms and conditions are	2 306	2 417	2 526	2 640
3.3	Others				
	Tuck Shops hire (per month)	1 147	1 202	1 256	1 313
	Filming for commercial use	19 070	19 986	20 885	21 825
	Filming for non-commercial use	5 720	5 994	6 264	6 546
	Learn to Swim/Development programs in partnership with COJ, & International/Provincial Aquatic events. Scorecard Events	No Charge	No Charge	No Charge	No Charge
	Refundable Deposit	In line with managing risk	In line with managing risk	In line with managing risk	In line with managing risk

GROUP FINANCE


SCHEDULE OF CHARGES FOR SWIMMING POOL FACILITIES						
	COMMUNITY DEVELOPMENT SPORT AND RECREATION					
		2023-24	2024-25	2025-26	2026-27	
		ZAR	ZAR	ZAR	ZAR	
4 LEISURE RESORTS						
4.1 LITTLE FALLS SWIMMING POOL (RESORT)						
4.1.1 Daily Admission						
	Adults	45	60	63	66	
	Child	26	27	28	30	
	Senior Citizens/Pensioners	26	50% of Tariff	50% of Tariff	50% of Tariff	
	PWD/ Children Homes/shelters	50% of Tariff	50% of Tariff	50% of Tariff	50% of Tariff	
4.1.2 Vehicle Entrance						
	Cars (excluding passengers)	45	47	50	52	
	Bus (excluding passengers)	224	234	245	256	
4.1.3 Others						
	Tuck Shops hire (per month)	1 147	1 202	1 256	1 313	
	Filming for commercial use	19 070	19 986	20 885	21 825	
	Filming for non-commercial use	5 720	5 994	6 264	6 546	
	Special Hire entire facility	61 026	63 956	66 834	69 841	
	Learn to Swim/Development programs in partnership with COJ & International/Provincial Aquatic events.	Free	Free	Free	Free	
	Refundable Deposit	In line with managing risk	In line with managing risk	In line with managing risk	In line with managing risk	
4.2 Southern Suburbs						
4.2.1 Daily Admission: Non-Heated pools						
	Adults	19	25	26	27	
	Child (04 to 17 years)	9	9	10	10	
	Senior Citizen (63 years and over)	Free	50% of Tariff	50% of Tariff	50% of Tariff	
	PWD/ Children Homes/shelters	50% of Tariff	50% of Tariff	50% of Tariff	50% of Tariff	
4.2.2 Season Tickets						
	Adult (18 years and over)	308	322	337	352	
	Child (under 18 years)	89	93	98	102	
	Senior Citizens/Pensioners (63 years and over/Pensioner with PWD/ Children Homes/shelters)	Free	50% of Tariff	50% of Tariff	50% of Tariff	
4.2.3 Season Tickets: Schools (See applicable rules)						
	Less than 150 Children	491	515	538	562	
	150 to 350 Children	904	948	990	1 035	
	350 Plus Children	1 469	1 540	1 609	1 681	
4.2.4 Season Tickets: Club (Proof of club membership)						
	Adult	123	129	134	140	
	Child	49	51	54	56	
	Top-up season ticket (from cold to heated pools)	Difference between cold water season ticket and heated season ticket	Difference between cold water season ticket and heated season ticket	Difference between cold water season ticket and heated season ticket	Difference between cold water season ticket and heated season ticket	
4.2.5 Professional Coaching/Teaching						
	Coaching or Teaching (per month)	662	694	725	757	
	Coaching and Teaching (per month)	777	814	850	889	
	Casual Coaching/Teaching (per lane per hour)	181	190	199	207	
	Water Aerobics (per 1 hour session)	174	182	190	199	
	Swimming Clubs (Club Nights)	Free to club members & accompanying parents	Free to club members & accompanying parents	Free to club members & accompanying parents	Free to club members & accompanying parents	
4.2.6 Hire of Pool						
	(Swimming Gala's, Competitions and Organized Aquatic events only in line with Community Development Structured Programmes)	Free	Free	Free	Free	
	Olympic Swimming Pool	2 659	2 996	3 131	3 272	
	Non Olympic Swimming Pool	1 526	1 599	1 671	1 746	
	After hour hire of Swimming Pools (special terms and conditions are	2 306	2 417	2 526	2 640	
4.2.7 Others						
	Tuck Shops hire (per month)	1 147	1 202	1 256	1 313	
	Filming for commercial use	19 070	19 986	20 885	21 825	
	Filming for non-commercial use	5 720	5 994	6 264	6 546	
	Learn to Swim/Development programs in partnership with COJ, & International/Provincial Aquatic events. Scorecard Events	Free	Free	Free	Free	
	Refundable Deposit	In line with managing risk	In line with managing risk	In line with managing risk	In line with managing risk	


GROUP FINANCE


SCHEDULE OF CHARGES FOR SWIMMING POOL FACILITIES					
Joburg	COMMUNITY DEVELOPMENT SPORT AND RECREATION	2023-24	2024-25	2025-26	2025-26
		ZAR	ZAR	ZAR	ZAR
4 LEISURE RESORTS					
4.3 Orlando Swimming Pool					
4.3.1 Daily Admission: Non-Heated pools					
Adults		19	25	26	27
Child (04 to 17 years)		6	6	7	7
Senior Citizen (63 years and over)		No Charge	50% of Tariff	50% of Tariff	50% of Tariff
PWD/ Children Homes/shelters		50% of Tariff	50% of Tariff	50% of Tariff	50% of Tariff
4.3.2 Season Tickets					
Adult (18 years and over)		308	322	337	352
Child (under 18 years)		89	93	98	102
Senior Citizens/Pensioners (63 years and over/Pensioner with PWD/ Children Homes/shelters		No Charge	50% of Tariff	50% of Tariff	50% of Tariff
		50% of Tariff	50% of Tariff	50% of Tariff	50% of Tariff
4.3.3 Season Tickets: Schools (See applicable rules)					
Less than 150 Children		491	515	538	562
150 to 350 Children		904	948	990	1 035
350 Plus Children		1 469	1 540	1 609	1 681
4.3.4 Season Tickets: Club (Proof of club membership)					
Adult		123	129	134	140
Child		49	51	54	56
Top-up season ticket (from cold to heated pools)	Difference between cold water season ticket and heated season ticket		Difference between cold water season ticket and heated season ticket	Difference between cold water season ticket and heated season ticket	Difference between cold water season ticket and heated season ticket
4.3.5 Professional Coaching/Teaching					
Coaching or Teaching (per month)		662	694	725	757
Coaching and Teaching (per month)		777	814	850	889
Casual Coaching/Teaching (per lane per hour)		181	190	199	207
Water Aerobics (per 1 hour session)		174	182	190	198
Swimming Clubs (Club Nights)	Free to club members & accompanying parents		Free to club members & accompanying parents	Free to club members & accompanying parents	Free to club members & accompanying parents
4.3.6 Hire of Pool					
(Swimming Gala's, Competitions and Organized Aquatic events only in line with Community Development Structured Programmes)		Free	Free	Free	Free
Olympic Swimming Pool		2 859	2 996	3 131	3 272
Non Olympic Swimming Pool		1 526	1 599	1 671	1 746
After hour hire of Swimming Pools (special terms and conditions are		2 906	2 417	2 526	2 640
4.3.7 Others					
Tuck Shops hire (per month)		1 147	1 202	1 256	1 313
Filming for commercial use		19 070	19 986	20 885	21 825
Filming for non-commercial use		5 720	5 994	6 264	6 546
Learn to Swim/Development programs in partnership with COJ, & International/Provincial Aquatic events. Scorecard Events		Free	Free	Free	Free
Refundable Deposit		In line with managing risk	In line with managing risk	In line with managing risk	In line with managing risk

SCHEDULE OF CHARGES FOR RECREATION FACILITIES REGION A					
Joburg	COMMUNITY DEVELOPMENT SPORT AND RECREATION	2023-24	2024-25	2025-26	2026-27
		ZAR	ZAR	ZAR	ZAR
RABIE RIDGE HALL					
Main Hall					
D Hall Large	per day	2 125	2 227	2 327	2 432
Side Hall					
A Hall Extra Small	per day	344	361	377	394
Boardroom					
Hire Fee	per day	564	591	618	646
GROUP ACTIVITIES					
Large	Per Month	364	381	399	417
Medium	Per Month	243	254	266	278
Small	Per Month	121	127	133	139
New Groups		First two months Free	First two months Free	First two months Free	First two months Free
Filming for commercial use	per day	9 337	9 785	10 225	10 685
Filming for non-commercial use	per day	3 501	3 669	3 834	4 007
Refundable Deposit		In line with managing risk	In line with managing risk	In line with managing risk	In line with managing risk


GROUP FINANCE


SCHEDULE OF CHARGES FOR RECREATION FACILITIES REGION A					
 COMMUNITY DEVELOPMENT SPORT AND RECREATION					
		2023-24	2024-25	2025-26	2026-27
		ZAR	ZAR	ZAR	ZAR
IVORY PARK NORTH HALL					
Main Hall					
E Hall (Super Large)	per day	2 660	2 788	2 913	3 044
Boardroom					
Hire Fee	per day	752	788	824	861
Activity Room					
Hire Fee	per day	1 003	1 051	1 098	1 148
GROUP ACTIVITIES					
Large	Per Month	364	381	399	417
Medium	Per Month	243	254	266	278
Small	Per Month	121	127	133	139
New Groups		First two months Free	First two months Free	First two months Free	First two months Free
Filming for commercial use	per day	9 337	9 785	10 225	10 685
Filming for non-commercial use	per day	3 501	3 669	3 834	4 007
Refundable Deposit		In line with managing risk	In line with managing risk	In line with managing risk	In line with managing risk


SCHEDULE OF CHARGES FOR RECREATION FACILITIES REGION A					
 COMMUNITY DEVELOPMENT SPORT AND RECREATION					
		2023-24	2024-25	2025-26	2026-27
		ZAR	ZAR	ZAR	ZAR
KANANA HALL					
Main Hall					
Hire Fee D Hall (Large)	per day	1 096	1 149	1 201	1 255
GROUP ACTIVITIES					
Large	Per Month	364	381	399	417
Medium	Per Month	243	254	266	278
Small	Per Month	121	127	133	139
New Groups		First two months Free	First two months Free	First two months Free	First two months Free
Filming for commercial use	per day	9 337	9 785	10 225	10 685
Filming for non-commercial use	per day	3 501	3 669	3 834	4 007
Refundable Deposit		In line with managing risk	In line with managing risk	In line with managing risk	In line with managing risk

SCHEDULE OF CHARGES FOR RECREATION FACILITIES REGION A					
 COMMUNITY DEVELOPMENT SPORT AND RECREATION					
		2023-24	2024-25	2025-26	2026-27
		ZAR	ZAR	ZAR	ZAR
DIEPSLOOT NEIGHBORHOOD HALL B					
Main hall					
Hiring fee	per day	658	690	721	753
GROUP ACTIVITIES					
Large	Per Month	364	381	399	417
Medium	Per Month	243	254	266	278
Small	Per Month	121	127	133	139
New Groups		First two months Free	First two months Free	First two months Free	First two months Free
Filming for commercial use	per day	9 337	9 785	10 225	10 685
Filming for non-commercial use	per day	3 501	3 669	3 834	4 007
Refundable Deposit		In line with managing risk	In line with managing risk	In line with managing risk	In line with managing risk

GROUP FINANCE

SCHEDULE OF CHARGES FOR RECREATION FACILITIES REGION A					
	COMMUNITY DEVELOPMENT SPORT AND RECREATION				
		2023-24	2024-25	2025-26	2026-27
		ZAR	ZAR	ZAR	ZAR
DIEPSLOOT COMMUNITY HALL A					
Hire Fee Main Hall	per day	1 096	767	802	838
GROUP ACTIVITIES					
Large	Per Month	364	381	399	417
Medium	Per Month	243	254	266	278
Small	Per Month	121	127	133	139
New Groups		First two months Free	First two months Free	First two months Free	First two months Free
Filming for commercial use	per day	9 337	9 785	10 225	10 685
Filming for non-commercial use	per day	3 501	3 669	3 834	4 007
Refundable Deposit		In line with managing risk	In line with managing risk	In line with managing risk	In line with managing risk

SCHEDULE OF CHARGES FOR RECREATION FACILITIES REGION A					
	COMMUNITY DEVELOPMENT SPORT AND RECREATION				
		2023-24	2024-25	2025-26	2026-27
		ZAR	ZAR	ZAR	ZAR
DIEPSLOOT YOUTH CENTRE					
Main Hall					
Hiring fee	per day	2 654	2 781	2 906	3 037
GROUP ACTIVITIES					
Large	Per Month	364	381	399	417
Medium	Per Month	243	254	266	278
Small	Per Month	121	127	133	139
New Groups		First two months Free	First two months Free	First two months Free	First two months Free
Filming for commercial use	per day	9 337	9 785	10 225	10 685
Filming for non-commercial use	per day	3 501	3 669	3 834	4 007
Refundable Deposit		In line with managing risk	In line with managing risk	In line with managing risk	In line with managing risk


SCHEDULE OF CHARGES FOR RECREATION FACILITIES REGION A					
	COMMUNITY DEVELOPMENT SPORT AND RECREATION				
		2023-24	2024-25	2025-26	2026-27
		ZAR	ZAR	ZAR	ZAR
LORD KHANYILE HALL					
Main Hall					
Hire Fee Hall (Super Large)	per day	2 256	2 365	2 471	2 582
Outside Studio	per day	564	591	618	646
GROUP ACTIVITIES					
Large	Per Month	364	381	399	417
Medium	Per Month	243	254	266	278
Small	Per Month	121	127	133	139
New Groups		First two months Free	First two months Free	First two months Free	First two months Free
Filming for commercial use	per day	9 337	9 785	10 225	10 685
Filming for non-commercial use	per day	3 501	3 669	3 834	4 007
Refundable Deposit		In line with managing risk	In line with managing risk	In line with managing risk	In line with managing risk

1C.182

City of Johannesburg Council 2024-05-15 2024-05-22

COJ : SPECIAL MAYORAL COMMITTEE 2024-05-08 2024-05-19

GROUP FINANCE


SCHEDULE OF CHARGES FOR RECREATION FACILITIES REGION B						
	COMMUNITY DEVELOPMENT SPORT AND RECREATION		2023-24	2024-25	2025-26	2026-27
			ZAR	ZAR	ZAR	ZAR
BLAIRGOWRIE RECREATION CENTRE						
HALL HIRE						
Main Hall						
	Hiring fee	Per Day	3 943	4 133	4 319	4 513
Side Hall - 2						
	Hiring fee	Per Day	1 239	1 298	1 357	1 418
LAPA - OUTSIDE						
	Hiring Fee	Per Day	1 326	1 390	1 452	1 517
ACTIVITY ROOMS						
Room 1 - Patio						
	Hiring fee	Per Day	833	873	912	954
Room 2 - Boardroom						
	Hiring Fee	Per Day	620	650	679	710
GROUP FEES:						
	Acholics / Narcotics Annonomous	Per Month	97	102	107	111
	Art Senior Ladies (Frances)	Per Hour	92	97	101	106
	Badminton	Per Month	568	596	622	650
	Dance Groups	Per Hour	97	102	107	111
	Ballet	Per Hour	92	97	101	106
	Bridge Northern Tuesday	Per Month	1 017	1 065	1 113	1 164
	Bridge Wednesday	Per Month	726	761	795	831
	Training group	Per Hour	97	102	106	111
	Nursery School / Pre School / Creche	Per Month	5 528	5 794	6 054	6 327
	Philatelic "Stamps" Sandton	Per Hour	97	102	106	111
	Philatelic "Stamps" JHB	Per Hour	97	102	106	111
	Exercise Groups	Per Hour	97	102	106	111
	Doggy Creche	Per Hour	97	102	107	111
	Rhythmic Gymnastics	Per Hour	92	97	101	106
	Rhythmic Gymnastics	Per Month	3 415	3 579	3 740	3 908
	Pottery	Per Hour	97	102	107	111
	School Holiday Programme	Per Hour	97	102	107	111
	Robotics	Per Hour	97	102	107	111
	Rehearsals Charges	Per Hour	139	146	152	159
	New Groups	Per Hour	90	94	99	103
	New Groups		First two months Free	First two months Free	First two months Free	First two months Free
	Filming for commercial use	Per Day	9 337	9 785	10 225	10 685
	Filming for non-commercial use	Per Day	3 501	3 669	3 834	4 007
	Refundable Deposit		In line with managing risk	In line with managing risk	In line with managing risk	In line with managing risk

1C.183


City of Johannesburg Council 2024-05-15 2024-05-22

COJ : SPECIAL MAYORAL COMMITTEE 2024-05-08 2024-05-19


GROUP FINANCE

		SCHEDULE OF CHARGES FOR RECREATION FACILITIES REGION B			
		COMMUNITY DEVELOPMENT SPORT AND RECREATION			
		2023-24	2024-25	2025-26	2026-27
		ZAR	ZAR	ZAR	ZAR
FERNDALE RECREATION CENTRE					
Main Hall					
Hiring fee + Kitchen	Per Day	2 687	2 816	2 943	3 075
African Room					
Hiring fee	Per Day	682	715	747	781
Funda					
Hiring Fee	Per Day	676	708	740	773
Studio					
Hiring fee	Per Day	676	708	740	773
Rainbow Room					
Hiring fee	Per Day	763	800	835	873
Sunny side Room					
Hiring fee	Per Day	763	800	835	873
Strelitzia Room					
Hiring fee	Per Day	232	243	254	266
Parrot Room					
Hiring fee	Per Day	564	591	618	645
Boardroom					
Hiring fee	Per Day	683	716	748	782
Club House					
Hiring fee	Per Day	320	335	350	366
Courts					
Hiring fee	Per Day	490	514	537	561
GROUP FEES:					
Ballet	Per Annum	4 814	5 046	5 273	5 510
Great Anocha Family Meeting	Per Annum	4 268	4 473	4 674	4 884
Montessorri College	Per Month	1 453	1 523	1 592	1 663
Pottery	Per Month	767	803	839	877
Nails and Beauty	Per Month	404	423	442	462
Cooking Classes	Per Month	242	254	265	277
Volley Ball	Per Month	817	856	895	935
Karate	Per Month	690	723	756	790
FDA Dance	Per Month	809	848	886	926
New Regular Groups	Per Hour	97	102	106	111
Rehearsal Charges	Per Hour	140	146	153	160
New Groups		First two months Free	First two months Free	First two months Free	First two months Free
Filming for commercial use	Per Day	9 337	9 785	10 225	10 685
Filming for non-commercial use	Per Day	3 501	3 669	3 834	4 007
Refundable Deposit		In line with managing risk	In line with managing risk	In line with managing risk	In line with managing risk

GROUP FINANCE

SCHEDULE OF CHARGES FOR RECREATION FACILITIES REGION B		2023-24	2024-25	2025-26	2026-27
		ZAR	ZAR	ZAR	ZAR
	COMMUNITY DEVELOPMENT SPORT AND RECREATION				
BERARIO RECREATION CENTRE					
Main Hall					
Hiring fee + Kitchen No.7	Per Day	6 660	6 979	7 293	7 622
Green Hall					
Hiring fee + Kitchen No.19	Per Day	2 428	2 544	2 659	2 779
Activity room 10	Per Day	931	976	1 020	1 066
Room Nr.13	Per Day	829	869	908	949
New Group Fees					
Full Main Hall	Per Month	2 358	2 471	2 582	2 698
Half main hall	Per Month	1 179	1 236	1 291	1 349
Full Green Hall	Per Month	745	780	815	852
Half Green Hall	Per Month	372	390	408	426
Ballet studio	Per Month	476	499	521	544
13 Act Room	Per Month	259	271	283	296
10 Act Room	Per Month	284	298	311	325
Outside	Per Hour	84	88	92	96
Zozo	Per Hour	41	43	45	47
Group fees					
Rehearsal Commercial	Per Hour	131	137	143	150
Rehearsal Non-commercial	Per Hour	30	32	33	35
Badminton	Per Annum	6 893	7 224	7 549	7 888
Ballet	Per Month	5 361	5 618	5 871	6 136
Bootcamp for women	Per Month	1 532	1 605	1 677	1 753
Alcoholics / Narcotics Anonymous	Per Month	277	291	304	317
Drama	Per Month	648	679	710	741
Dance4joy	Per Month	260	273	285	298
Fencing	Per Month	844	885	925	966
Gambling Anonymous	Per Month	277	291	304	317
Kickboxing	Per Month	586	614	642	671
Line dancing	Per Month	558	585	611	639
Miniatures	Per Month	356	373	390	407
Modern Dancing	Per Month	1 358	1 423	1 487	1 554
Open D	Per Month	358	375	392	410
Remedial school	Per Month	2 424	2 540	2 655	2 774
Resonance Music school	Per Month	1 302	1 364	1 426	1 490
Rhythmic Gymnastics	Per Month	4 669	4 893	5 113	5 343
Seniors Fitness	Per Month	551	577	603	631
Tai Chi	Per Month	558	585	611	639
Yoga	Per Month	518	543	567	593
Karate	Per Month	353	370	387	404
Volleyball	Per Month	798	836	874	913
New Groups		First two months Free	First two months Free	First two months Free	First two months Free
Filming for commercial use	Per Day	9 337	9 785	10 225	10 685
Filming for non-commercial use	Per Day	3 501	3 669	3 834	4 007
Refundable Deposit		In line with managing risk	In line with managing risk	In line with managing risk	In line with managing risk

GROUP FINANCE


		SCHEDULE OF CHARGES FOR RECREATION FACILITIES REGION B			
		COMMUNITY DEVELOPMENT SPORT AND RECREATION			
		2023-24	2024-25	2025-26	2026-27
		ZAR	ZAR	ZAR	ZAR
ROOSEVELT PARK RECREATION CENTRE					
HALL HIRE					
Main Hall					
Hiring fee	Per Day	2 360	2 474	2 585	2 701
VIP Room					
Hiring fee	Per Day	1 370	1 435	1 500	1 567
Division Hall					
Hiring fee	Per Day	1 072	1 123	1 174	1 226
Group fees					
Rehearsal - Commercial	Per Hour	131	137	143	150
Rehearsal - Non Commercial	Per Hour	30	32	33	35
Art	Per Month	250	262	274	286
Ballet	Per Month	451	473	494	516
Bridge Social	Per Month	381	399	417	436
Boot Champ	Per Month	-	578	604	631
Dance Academy	Per Hour	-	32	33	35
Dance to Live	Per Hour	-	30	31	33
Eastern Bonsai Society	Per Month	-	95	99	104
EMB Guild	Per Annum	3 397	3 560	3 720	3 887
Floral Affairs	Per Month	-	95	99	104
Fitness League	Per Month	430	450	470	492
Franklin Players	Per Month	681	300	314	328
Gymnastic	Per Month	5 989	6 276	6 559	6 854
JHB Light Music Society	Per Annum	1 027	1 076	1 125	1 175
Judo	Per Month	445	467	488	510
LA Habanera Dance	Per Hour	-	32	33	35
Lace Guild	Per Annum	1 020	1 069	1 117	1 167
Nia	Per Month	430	225	235	246
Orchid Society	Per Month	-	95	99	104
Pilates	Per Month	276	289	302	316
Scrabble	Per Annum	692	725	757	791
Sequence Dance	Per Month	137	144	150	157
SME	Per Annum	692	725	757	791
Yoga	Per Month	385	403	421	440
Badminton	Per Month	289	303	317	331
Indoor Bowls	Per Month	138	145	152	158
Monday Bridge	Per Month	250	262	274	286
Rainbow Line Dance	Per Hour	92	102	106	111
Shibui Bonsai Society	Per Month	-	95	99	104
Silver Fit	Per Month	-	271	283	296
The Horticultural Society	Per Month	-	95	99	104
Zumba	Per Month	-	346	362	378
Tai Chi	Per Month	-	250	261	273
New Groups		First two months Free	First two months Free	First two months Free	First two months Free
Filming for commercial use	Per Day	9 337	9 785	10 225	10 685
Filming for non-commercial use	Per Day	3 501	3 669	3 834	4 007
Refundable Deposit		In line with managing risk	In line with managing risk	In line with managing risk	In line with managing risk

1C.186

City of Johannesburg Council 2024-05-15 2024-05-22

COJ : SPECIAL MAYORAL COMMITTEE 2024-05-08 2024-05-19



GROUP FINANCE

		SCHEDULE OF CHARGES FOR RECREATION FACILITIES REGION B			
		COMMUNITY DEVELOPMENT SPORT AND RECREATION			
		2023-24	2024-25	2025-26	2026-27
		ZAR	ZAR	ZAR	ZAR
DANIE VAN ZYL RECREATION CENTRE					
HALL HIRE					
Main Hall					
Hiring fee	Per Day	4 084	4 280	4 473	4 674
Stage	Per Day	-	600	627	655
Side Hall					
Hire fee	Per Day	1 647	1 726	1 804	1 885
Dance Studio					
Hire fee	Per Hour	-	200	209	218
Circulation Area	Per Day	-	600	627	655
GROUP FEES:					
Rehearsals Commercial	Per Hour	131	137	143	150
Rehearsals - Non Commercial	Per Hour	30	32	33	35
Sport and Recreation Groups	Per Month	736	600	627	655
Commercial Groups	Per Month	1 597	780	815	852
Casual Groups once off	Per Day	306	321	335	350
Saeed Foundation	Per Month	780	817	854	893
Virtuoso	Per Month	780	817	854	893
NGO commercial once-off	Per Month	600	629	657	687
NGO non-commercial	Per Month	150	157	164	172
Creche	Per Month	3 289	3 447	3 602	3 764
Club House	Per Month	3 532	3 701	3 868	4 042
Club house once off	Per Day	154	161	168	176
Sports grounds	Per Hour	75	79	82	86
Courts	Per Hour	75	79	82	86
New Groups		First two months Free	First two months Free	First two months Free	First two months Free
Filming for commercial use	Per Day	9 337	9 785	10 225	10 685
Filming for non-commercial use	Per Day	3 501	3 669	3 834	4 007
Refundable Deposit		In line with managing risk	In line with managing risk	In line with managing risk	In line with managing risk



GROUP FINANCE

SCHEDULE OF CHARGES FOR RECREATION FACILITIES REGION B		2023-24	2024-25	2025-26	2026-27
COMMUNITY DEVELOPMENT SPORT AND RECREATION		ZAR	ZAR	ZAR	ZAR
PARKHURST RECREATION CENTRE					
HALL HIRE					
Main Hall					
Hiring fee	Per Day	2 916	3 056	3 193	3 337
ACTIVITY ROOMS					
Room 1					
Hiring fee	Per Day	670	702	733	766
Room 2					
Hiring fee	Per Day	635	665	695	726
Room 3					
Hiring fee	Per Day	635	665	695	726
GROUP FEES					
New Groups	Per Hour	55	58	60	63
Rehearsals - Commercial	Per Hour	131	137	143	150
Rehearsals - Non Commercial	Per Hour	30	32	33	35
Art Classes	Per Month	1 971	2 066	2 159	2 256
Ballet	Per School Term	1 610	1 687	1 763	1 843
Fitness League	Per Month	324	339	355	371
Gymnastic	Per Month	4 526	4 743	4 957	5 180
Narcotics Anon	Per Annum	3 364	3 525	3 684	3 849
Spanish Dance	Per Month	897	940	982	1 027
Tennis	Per Month	1 157	1 213	1 267	1 324
Other Group Fees	Per Hour	122	127	133	139
Yoga	Per Month	922	966	1 009	1 055
New Groups		First two months Free	First two months Free	First two months Free	First two months Free
Filming for commercial use	Per Day	9 337	9 785	10 225	10 685
Filming for non-commercial use	Per Day	3 501	3 669	3 834	4 007
Refundable Deposit		In line with managing risk	In line with managing risk	In line with managing risk	In line with managing risk
SCHEDULE OF CHARGES FOR RECREATION FACILITIES REGION B					
COMMUNITY DEVELOPMENT SPORT AND RECREATION					
MARAISBURG RECREATION CENTRE					
HALL HIRE					
Hire fee	Per Day	2 306	2 417	2 526	2 640
Kitchen	Per Day	364	381	399	417
Side Hall					
Hiring fee	Per Day	1 177	1 234	1 290	1 348
ACTIVITY ROOMS					
Room 1					
Hiring fee	Per Day	545	571	597	624
GROUP FEES:					
Karate	Per Month	681	714	746	779
Rehearsals					
Rehearsals - Commercial	Per Hour	131	137	143	150
Rehearsals - Non Commercial	Per Hour	30	32	33	35
New Groups		First two months Free	First two months Free	First two months Free	First two months Free
Filming for commercial use	Per Day	9 337	9 785	10 225	10 685
Filming for non-commercial use	Per Day	3 501	3 669	3 834	4 007
Refundable Deposit		In line with managing risk	In line with managing risk	In line with managing risk	In line with managing risk

GROUP FINANCE

		SCHEDULE OF CHARGES FOR RECREATION FACILITIES REGION B			
	COMMUNITY DEVELOPMENT SPORT AND RECREATION				
		2023-24	2024-25	2025-26	2026-27
		ZAR	ZAR	ZAR	ZAR
BOSMONT RECREATION CENTRE					
HALL HIRE					
Main Hall					
Hiring fee	Per Day	1 760	1 844	1 927	2 014
Committee Room					
Hiring Fee	Per Day	337	353	369	385
GROUP FEES:					
Alcoholics / Narcotics Anonymous	Per Month	92	97	101	106
Modern Dance	Per Month	638	669	699	730
Social ballroom dance	Per Month	211	221	231	242
Table Tennis	Per Month	166	174	182	190
Copa Cabana	Per Month	563	590	616	644
New Groups	Per Hour	35	37	39	40
Rehearsals - Commercial	Per Hour	131	137	143	150
Rehearsals - Non Commercial	Per Hour	30	32	33	35
New Groups		First two months Free	First two months Free	First two months Free	First two months Free
Filming for commercial use	Per Day	9 337	9 785	10 225	10 685
Filming for non-commercial use	Per Day	3 501	3 669	3 834	4 007
Refundable Deposit		In line with managing risk	In line with managing risk	In line with managing risk	In line with managing risk
		SCHEDULE OF CHARGES FOR RECREATION FACILITIES REGION B			
	COMMUNITY DEVELOPMENT SPORT AND RECREATION				
		2023-24	2024-25	2025-26	2026-27
		ZAR	ZAR	ZAR	ZAR
RIVERLEA RECREATION CENTRE					
HALL HIRE					
Main Hall					
Hiring fee	Per Day	2 234	2 342	2 447	2 557
Room 2					
Hiring fee	Per Day	941	986	1 031	1 077
Side Hall					
	Per Day	144	151	158	165
Room 3					
Hiring Fee	Per Day	678	711	743	776
GROUP FEES:					
Enviro Parks	Per Month	883	926	967	1 011
Aerobics	Per Month	182	191	199	208
Gym	Per Month	364	381	399	417
Karate	per session	35	36	38	40
Other Groups	per session	35	36	38	40
New Groups		First two months Free	First two months Free	First two months Free	First two months Free
Filming for commercial use	Per Day	9 337	9 785	10 225	10 685
Filming for non-commercial use	Per Day	3 501	3 669	3 834	4 007
Refundable Deposit		In line with managing risk	In line with managing risk	In line with managing risk	In line with managing risk

GROUP FINANCE



SCHEDULE OF CHARGES FOR RECREATION FACILITIES REGION B							
	COMMUNITY DEVELOPMENT SPORT AND RECREATION			2023-24	2024-25	2025-26	2026-27
				ZAR	ZAR	ZAR	ZAR
CORONATIONVILLE RECREATION CENTRE							
Main Hall							
Hiring fee			2 158	2 261	2 363	2 470	
Bar Fee			666	697	729	762	
Studio							
Hiring fee			895	938	980	1 025	
ACTIVITY ROOMS							
Room 1							
Duck							
Hiring fee			182	190	199	208	
Room 2							
Eagle, Parrot							
Hiring fee			425	446	466	487	
GROUP FEES:							
Burial Society	Per Month		152	160	167	174	
New Group fee	Per Hour		36	38	39	41	
Rehearsals Commercial	Per Hour		131	137	143	150	
Rehearsals - non commercial	Per Hour		30	32	33	35	
New Groups			First two months Free	First two months Free	First two months Free	First two months Free	
Filming for commercial use	Per Day		9 337	9 785	10 225	10 685	
Filming for non-commercial use	Per Day		3 501	3 669	3 834	4 007	
Refundable Deposit			In line with managing risk	In line with managing risk	In line with managing risk	In line with managing risk	
SCHEDULE OF CHARGES FOR RECREATION FACILITIES REGION B							
	COMMUNITY DEVELOPMENT SPORT AND RECREATION			2023-24	2024-25	2025-26	2026-27
				ZAR	ZAR	ZAR	ZAR
WESTDENE RECREATION CENTRE							
HALL HIRE							
Main Hall							
Hiring fee	Per Day		1 611	1 689	1 765	1 844	
Side Hall							
Hiring Fee	Per Day		1 058	1 109	1 159	1 211	
Lapa							
Hiring Fee	Per Day		302	317	331	346	
Group Fees							
Yoga	Per Month		210	220	230	240	
Language tuition	Per Month		210	220	230	240	
Maths classes	Per Month		293	307	321	335	
Narcotics Anonymous	Per session		35	36	38	40	
Rehearsals Commercial	Per Hour		131	137	143	150	
Rehearsals - Non Commercial	Per Hour		30	32	33	35	
Youth Group	Per Month		199	209	218	228	
Drama Workshop	Per Month		453	474	496	518	
Table Tennis	Per Month		278	291	304	318	
New Groups	Per Hour		35	37	39	40	
Nursery School / Pre School	Per Month		692	726	758	792	
Bible Studies	Per Month		268	280	293	306	
New Groups			First two months Free	First two months Free	First two months Free	First two months Free	
Filming for commercial use	Per Day		9 337	9 785	10 225	10 685	
Filming for non-commercial use	Per Day		3 501	3 669	3 834	4 007	
Refundable Deposit			In line with managing risk	In line with managing risk	In line with managing risk	In line with managing risk	

1C.190

City of Johannesburg Council 2024-05-15 2024-05-22

COJ : SPECIAL MAYORAL COMMITTEE 2024-05-08 2024-05-19

GROUP FINANCE


SCHEDULE OF CHARGES FOR RECREATION FACILITIES REGION B							
	COMMUNITY DEVELOPMENT SPORT AND RECREATION			2023-24	2024-25	2025-26	2026-27
				ZAR	ZAR	ZAR	ZAR
WESTBURY / DORCAS RECREATION CENTRE							
HALL HIRE							
Main Hall							
Hiring fee	Per Day	1 579	1 655	1 730	1 808		
Boardroom							
Hiring fee	Per Day	321	337	352	368		
GROUP FEES:							
Nursery School / Pre School	Per Month	692	726	758	792		
Westbury Dance	Per Month	323	338	353	369		
Women of Vision	Per Month	457	479	500	523		
Seido Karate	Per Month	266	279	292	305		
Ballroom Dancing	Per Month	302	317	331	346		
Rehearsals Commercial	Per Hour	131	137	143	150		
Rehearsals Non-Commercial	Per Hour	30	32	33	35		
New Groups		First two months Free	First two months Free	First two months Free	First two months Free		
Filming for commercial use	Per Day	9 337	9 785	10 225	10 685		
Filming for non-commercial use	Per Day	3 501	3 669	3 834	4 007		
Refundable Deposit		In line with managing risk	In line with managing risk	In line with managing risk	In line with managing risk		
SCHEDULE OF CHARGES FOR RECREATION FACILITIES REGION B							
	COMMUNITY DEVELOPMENT SPORT AND RECREATION			2023-24	2024-25	2025-26	2026-27
				ZAR	ZAR	ZAR	ZAR
WINDSOR EAST RECREATION CENTRE							
HALL HIRE							
Main Hall							
Hiring fee	Per Day	1 788	1 874	1 958	2 046		
GROUP FEES:							
Aftercare	Per Month	1 099	1 152	1 204	1 258		
Sewing	Per Month	434	455	475	497		
New Groups	Per Hour	36	38	39	41		
Rehearsals Commercial	Per Hour	131	137	143	150		
Rehearsals Non-Commercial	Per Hour	30	32	33	35		
New Groups		First two months Free	First two months Free	First two months Free	First two months Free		
Filming for commercial use	Per Day	9 337	9 785	10 225	10 685		
Filming for non-commercial use	Per Day	3 501	3 669	3 834	4 007		
Refundable Deposit		In line with managing risk	In line with managing risk	In line with managing risk	In line with managing risk		


1C.191

City of Johannesburg Council 2024-05-15 2024-05-22

COJ : SPECIAL MAYORAL COMMITTEE 2024-05-08 2024-05-19

GROUP FINANCE

SCHEDULE OF CHARGES FOR RECREATION FACILITIES REGION B							
	COMMUNITY DEVELOPMENT SPORT AND RECREATION						
				2023-24	2024-25	2025-26	2026-27
				ZAR	ZAR	ZAR	ZAR
BRIXTON REC							
HALL HIRE							
Main Hall							
Hiring fee	Per Day			2 217	2 324	2 428	2 537
Blue Room							
Hiring fee	Per Day			465	488	510	532
Canary Room							
Hiring fee	Per Day			233	244	255	266
Boardroom							
Hiring Fee	Per Day			232	243	254	266
Hiring Fee	Per Annum			1 535	1 609	1 681	1 757
Group Activities							
Boxing	Per Month			597	626	654	683
New groups	Per Hour			29	30	32	33
Rehearsals Commercial	Per Hour			126	132	138	144
Rehearsals Non-Commercial	Per Hour			29	30	32	33
New Groups				First two months Free	First two months Free	First two months Free	First two months Free
Filming for commercial use	Per Day			9 337	9 785	10 225	10 685
Filming for non-commercial use	Per Day			3 357	3 518	3 676	3 842
Refundable Deposit				In line with managing risk	In line with managing risk	In line with managing risk	In line with managing risk


SCHEDULE OF CHARGES FOR RECREATION FACILITIES REGION C							
	COMMUNITY DEVELOPMENT SPORT AND RECREATION						
				2023-24	2024-25	2025-26	2026-27
				ZAR	ZAR	ZAR	ZAR
BOSKRUIN COMMUNITY CENTRE							
HALL HIRE							
Jacaranda Hall							
Hiring fee	Per Day			2 578	2 702	2 824	2 951
Protea							
Hiring fee	Per Day			1 948	2 042	2 134	2 230
ACTIVITY ROOMS							
Clivia							
Hiring Fee	Per Day			297	312	326	340
GROUP FEES							
Jacaranda Hall use	Per Session			755	791	826	864
Protea Hall	Per Session			679	711	743	777
Clivia Room	Per Session			551	578	604	631
Aloe Room	Per Session			494	518	541	566
New Groups				First two months Free	First two months Free	First two months Free	First two months Free
Filming for commercial use	Per Day			9 337	9 785	10 225	10 685
Filming for non-commercial use	Per Day			3 501	3 669	3 834	4 007
Refundable Deposit				In line with managing risk	In line with managing risk	In line with managing risk	In line with managing risk


1C.192

City of Johannesburg Council 2024-05-15 2024-05-22


COJ : SPECIAL MAYORAL COMMITTEE 2024-05-08 2024-05-19


GROUP FINANCE

		SCHEDULE OF CHARGES FOR RECREATION FACILITIES REGION C			
		COMMUNITY DEVELOPMENT SPORT AND RECREATION			
		2023-24	2024-25	2025-26	2026-27
		ZAR	ZAR	ZAR	ZAR
		COSMO CITY MULTI PURPOSE HALL			
HALL HIRE					
Main Hall					
Hiring fee	Per Day	3 639	3 814	3 986	4 165
Side Hall					
Hiring fee	Per Day	607	636	664	694
Groups					
	Per Month	286	300	314	328
New Groups					
		First two months Free	First two months Free	First two months Free	First two months Free
Soccer fields					
	Per Game	335	351	366	383
Basketball courts					
	Per Session	158	165	173	181
Netball courts					
	Per Session	158	165	173	181
Filming for commercial use					
	Per Day	9 337	9 785	10 225	10 685
Filming for non-commercial use					
	Per Day	3 501	3 669	3 834	4 007
Refundable Deposit					
		In line with managing risk	In line with managing risk	In line with managing risk	In line with managing risk

		SCHEDULE OF CHARGES FOR RECREATION FACILITIES REGION C			
		COMMUNITY DEVELOPMENT SPORT AND RECREATION			
		2023-24	2024-25	2025-26	2026-27
		ZAR	ZAR	ZAR	ZAR
		ROODEPOORT CITY HALL			
HALL HIRE					
Main Hall					
Hiring fee	Per Day	4 246	4 450	4 650	4 859
Side Hall					
Hiring fee	Per Day	2 426	2 543	2 657	2 777
NEW GROUP FEES					
	Per Month	158	165	173	181
New Groups					
		First two months Free	First two months Free	First two months Free	First two months Free
Filming for commercial use					
	Per Day	9 337	9 785	10 225	10 685
Filming for non-commercial use					
	Per Day	3 501	3 669	3 834	4 007
Refundable Deposit					
		In line with managing risk	In line with managing risk	In line with managing risk	In line with managing risk

GROUP FINANCE

		SCHEDULE OF CHARGES FOR RECREATION FACILITIES REGION C			
		COMMUNITY DEVELOPMENT SPORT AND RECREATION			
		2023-24	2024-25	2025-26	2026-27
		ZAR	ZAR	ZAR	ZAR
		DISCOVERY RECREATION CENTRE			
HALL HIRE					
Main Hall					
Hiring fee	Per Day	1 471	1 541	1 611	1 683
SIDE HALL					
Hiring Fee	Per Day	701	735	768	803
ACTIVITY ROOMS					
Pigeon Hall					
Hiring fee	Per Day	298	313	327	342
GROUP FEES					
Pottery	Per Month	1 130	1 185	1 238	1 294
Main Hall	Per Month	990	1 038	1 085	1 133
Side Hall	Per Month	498	522	545	570
Ballet	Per Month	3 639	3 814	3 986	4 165
New Groups		First two months Free	First two months Free	First two months Free	First two months Free
Filming for commercial use	Per Day	9 337	9 785	10 225	10 685
Filming for non-commercial use	Per Day	3 501	3 669	3 834	4 007
Refundable Deposit		In line with managing risk	In line with managing risk	In line with managing risk	In line with managing risk


		SCHEDULE OF CHARGES FOR RECREATION FACILITIES REGION C			
		COMMUNITY DEVELOPMENT SPORT AND RECREATION			
		2023-24	2024-25	2025-26	2026-27
		ZAR	ZAR	ZAR	ZAR
		DAVIDSONVILLE RECREATION CENTRE			
HALL HIRE					
Main Hall					
Hiring fee	Per Day	821	860	899	939
GROUP FEES					
New Group Fees	Per Month	324	339	355	371
Social Office (whole facility)	Per Month	1 820	1 907	1 993	2 083
Social Office (per office)	Per Month	364	381	399	417
New Groups		First two months Free	First two months Free	First two months Free	First two months Free
Filming for commercial use	Per Day	9 337	9 785	10 225	10 685
Filming for non-commercial use	Per Day	3 501	3 669	3 834	4 007
Refundable Deposit		In line with managing risk	In line with managing risk	In line with managing risk	In line with managing risk


1C.194

City of Johannesburg Council 2024-05-15 2024-05-22

COJ : SPECIAL MAYORAL COMMITTEE 2024-05-08 2024-05-19

GROUP FINANCE

		SCHEDULE OF CHARGES FOR RECREATION FACILITIES REGION C			
		COMMUNITY DEVELOPMENT SPORT AND RECREATION			
		2023-24	2024-25	2025-26	2026-27
		ZAR	ZAR	ZAR	ZAR
		WITPOORTJIE RECREATION CENTRE			
HALL HIRE					
Main Hall					
Hiring fee	Per Day	1 820	1 907	1 993	2 083
Side Hall					
Hall Hire	Per Day	704	738	771	806
GROUP FEES					
Main Hall	Per Month	496	520	543	568
Side Hall	Per Month	254	266	278	291
Boxing Hall	Per Month	319	334	349	365
New Groups		First two months Free	First two months Free	First two months Free	First two months Free
Filming for commercial use	Per Day	9 337	9 785	10 225	10 685
Filming for non-commercial use	Per Day	3 501	3 669	3 834	4 007
Refundable Deposit		In line with managing risk	In line with managing risk	In line with managing risk	In line with managing risk


		SCHEDULE OF CHARGES FOR RECREATION FACILITIES REGION C			
		COMMUNITY DEVELOPMENT SPORT AND RECREATION			
		2023-24	2024-25	2025-26	2026-27
		ZAR	ZAR	ZAR	ZAR
		TSEPISONG RECREATION CENTRE			
HALL HIRE					
Hiring fee					
Hiring fee	Per Day	777	814	850	889
GROUP FEES					
Main Hall	Per Month	335	352	367	384
New Groups		First two months Free	First two months Free	First two months Free	First two months Free
Filming for commercial use	Per Day	9 337	9 785	10 225	10 685
Filming for non-commercial use	Per Day	3 501	3 669	3 834	4 007


1C.195

City of Johannesburg Council 2024-05-15 2024-05-22

COJ : SPECIAL MAYORAL COMMITTEE 2024-05-08 2024-05-19

GROUP FINANCE

		SCHEDULE OF CHARGES FOR RECREATION FACILITIES REGION C			
		COMMUNITY DEVELOPMENT SPORT AND RECREATION			
		2023-24	2024-25	2025-26	2026-27
		ZAR	ZAR	ZAR	ZAR
		DOORNKOP RECREATION CENTRE			
HALL HIRE					
Main Hall					
Hiring fee	Per Day	821	860	899	939
Activity Room					
Hire Fee	Per Day	303	318	332	347
Group Fees					
Netball courts	Per Month	150	157	164	171
Basketball courts	Per Month	150	157	164	171
New group fees	Per Month	324	339	355	371
New Groups		First two months Free	First two months Free	First two months Free	First two months Free
Filming for commercial use	Per Day	9 337	9 785	10 225	10 685
Filming for non-commercial use	Per Day	3 501	3 669	3 834	4 007
Refundable Deposit		In line with managing risk	In line with managing risk	In line with managing risk	In line with managing risk


		SCHEDULE OF CHARGES FOR RECREATION FACILITIES REGION C			
		COMMUNITY DEVELOPMENT SPORT AND RECREATION			
		2023-24	2024-25	2025-26	2026-27
		ZAR	ZAR	ZAR	ZAR
		FLEURHOF RECREATION CENTRE			
HALL HIRE					
Main Hall					
Hiring fee	Per Day	1 492	1 564	1 635	1 708
Side Hall					
Hiring fee	Per Day	1 213	1 271	1 329	1 388
GROUP FEES					
Main Hall	Per Month	364	381	399	417
Side Hall	Per Month	303	318	332	347
Squash court	Per Month	182	191	199	208
New Groups		First two months Free	First two months Free	First two months Free	First two months Free
Filming for commercial use	Per Day	9 337	9 785	10 225	10 685
Filming for non-commercial use	Per Day	3 501	3 669	3 834	4 007
Refundable Deposit		In line with managing risk	In line with managing risk	In line with managing risk	In line with managing risk


1C.196

City of Johannesburg Council 2024-05-15 2024-05-22


COJ : SPECIAL MAYORAL COMMITTEE 2024-05-08 2024-05-19


GROUP FINANCE

		SCHEDULE OF CHARGES FOR RECREATION FACILITIES REGION C				
		COMMUNITY DEVELOPMENT SPORT AND RECREATION				
		2023-24	2024-25	2025-26	2026-27	
		ZAR	ZAR	ZAR	ZAR	
		BRAMFICHERVILLE MULTIPURPOSE CENTRE				
HALL HIRE						
Hiring fee	Per Day	821	860	899	939	
Activity Room						
Hire Fee	Per Day	303	318	332	347	
Soccer Fields						
Hire Fee	Per Day	337	353	369	385	
Group Fee						
New Goup Fee	Per Month	324	339	355	371	
New Groups		First two months Free	First two months Free	First two months Free	First two months Free	
Filming for commercial use		Per Day	9 337	9 785	10 225	10 685
Filming for non-commercial use		Per Day	3 501	3 669	3 834	4 007
Refundable Deposit		In line with managing risk	In line with managing risk	In line with managing risk	In line with managing risk	

		SCHEDULE OF CHARGES FOR RECREATION FACILITIES REGION C				
		COMMUNITY DEVELOPMENT SPORT AND RECREATION				
		2023-24	2024-25	2025-26	2026-27	
		ZAR	ZAR	ZAR	ZAR	
		MANIE MULDER ADVENTURE CENTRE				
HALL HIRE						
Lapa						
Hiring fee	Per Day	1 386	1 452	1 517	1 586	
Day Visits						
Adults	Per Day	48	51	53	55	
Children	Per Day	28	30	31	32	
Overnight						
Adults	Per Day	75	78	82	85	
Children	Per Day	42	44	47	49	
Filming for commercial use		Per Day	9 337	9 785	10 225	10 685
Filming for non-commercial use		Per Day	3 501	3 669	3 834	4 007
Refundable Deposit		In line with managing risk	In line with managing risk	In line with managing risk	In line with managing risk	

GROUP FINANCE

SCHEDULE OF CHARGES FOR RECREATION FACILITIES REGION D					
	COMMUNITY DEVELOPMENT SPORT AND RECREATION				
		2023-24	2024-25	2025-26	2026-27
		ZAR	ZAR	ZAR	ZAR
ORLANDO COMMUNAL HALL					
ARENA					
Hire Fee	Per Day	3 139	4 000	4 180	4 368
Kitchen	Per Day	866	907	948	991
MEDIUM HALL					
Hire Fee	Per Day	1 213	1 271	1 329	1 388
SMALL HALL					
Hire fee	Per Day	894	937	979	1 023
GROUP ACTIVITIES					
Large	Per Month	364	381	399	417
Medium	Per Month	243	254	266	278
Small	Per Month	121	127	133	139
New Groups		First two months Free	First two months Free	First two months Free	First two months Free
Refundable Deposit		In line with managing risk	In line with managing risk	In line with managing risk	In line with managing risk
Filming for commercial use	Per Day	9 337	9 785	10 225	10 685
Filming for non-commercial use	Per Day	3 501	3 669	3 834	4 007


SCHEDULE OF CHARGES FOR RECREATION FACILITIES REGION D					
	COMMUNITY DEVELOPMENT SPORT AND RECREATION				
		2023-24	2024-25	2025-26	2026-27
		ZAR	ZAR	ZAR	ZAR
DAVID PINE RECREATION CENTRE					
HALL HIRE					
Main Hall	Per Day	5 314	2 300	2 404	2 512
Kitchen	Per Day	424	445	465	486
GROUP ACTIVITIES					
Large	Per Month	364	381	399	417
Medium	Per Month	243	254	266	278
Small	Per Month	121	127	133	139
New Groups		First two months Free	First two months Free	First two months Free	First two months Free
Refundable Deposit		In line with managing risk	In line with managing risk	In line with managing risk	In line with managing risk
Filming for commercial use	Per Day	9 337	9 785	10 225	10 685
Filming for non-commercial use	Per Day	3 501	3 669	3 834	4 007


1C.198

City of Johannesburg Council 2024-05-15 2024-05-22


COJ : SPECIAL MAYORAL COMMITTEE 2024-05-08 2024-05-19



GROUP FINANCE

SCHEDULE OF CHARGES FOR RECREATION FACILITIES REGION D					
	COMMUNITY DEVELOPMENT SPORT AND RECREATION				
		2023-24	2024-25	2025-26	2026-27
		ZAR	ZAR	ZAR	ZAR
DIEPKLOOF MULTI-PURPOSE HALL					
LARGE HALL					
Hire fee	Per Day	1 808	2 500	2 613	2 730
MEDIUM HALL					
Hall hire	Per Day	607	636	664	694
SMALL HALL					
Hall hire	Per Day	182	191	199	208
Kitchen	Per Day	425	445	465	486
Office Space	Per Month	243	254	266	278
GROUP ACTIVITIES					
Large	Per Month	364	381	399	417
Medium	Per Month	243	254	266	278
Small	Per Month	121	127	133	139
New Groups		First two months Free	First two months Free	First two months Free	First two months Free
Refundable Deposit		In line with managing risk	In line with managing risk	In line with managing risk	In line with managing risk
Filming for commercial use	Per Day	9 337	9 785	10 225	10 685
Filming for non-commercial use	Per Day	3 501	3 669	3 834	4 007

SCHEDULE OF CHARGES FOR RECREATION FACILITIES REGION D					
	COMMUNITY DEVELOPMENT SPORT AND RECREATION				
		2023-24	2024-25	2025-26	2026-27
		ZAR	ZAR	ZAR	ZAR
NALEDI HALL					
Main Hall					
Hall Hire	Per Day	3 025	3 171	3 313	3 462
Activity room 1	Per Day	607	636	664	694
Activity room 2	Per Day	607	636	664	694
Boardroom	Per Day	607	636	664	694
GROUP ACTIVITIES					
Large	Per Month	364	381	399	417
Medium	Per Month	243	254	266	278
Small	Per Month	121	127	133	139
New Groups		First two months Free	First two months Free	First two months Free	First two months Free
Refundable Deposit		In line with managing risk	In line with managing risk	In line with managing risk	In line with managing risk
Filming for commercial use	Per Day	9 337	9 785	10 225	10 685
Filming for non-commercial use	Per Day	3 501	3 669	3 834	4 007

GROUP FINANCE

		SCHEDULE OF CHARGES FOR RECREATION FACILITIES REGION D			
		COMMUNITY DEVELOPMENT SPORT AND RECREATION			
		2023-24	2024-25	2025-26	2026-27
		ZAR	ZAR	ZAR	ZAR
PIMVILLE RECREATION CENTRE					
LARGE HALL					
Hall Hire	Per Day	1 808	1 894	1 980	2 069
SMALL HALL					
Hall hire	Per Day	607	636	664	694
Kitchen	Per Day	364	381	399	417
GROUP ACTIVITIES					
Large	Per Month	364	381	399	417
Medium	Per Month	243	254	266	278
Small	Per Month	121	127	133	139
New Groups		First two months Free	First two months Free	First two months Free	First two months Free
Refundable Deposit		In line with managing risk	In line with managing risk	In line with managing risk	In line with managing risk
Filming for commercial use	Per Day	9 337	9 785	10 225	10 685
Filming for non-commercial use	Per Day	3 501	3 669	3 834	4 007

		SCHEDULE OF CHARGES FOR RECREATION FACILITIES REGION D			
		COMMUNITY DEVELOPMENT SPORT AND RECREATION			
		2023-24	2024-25	2025-26	2026-27
		ZAR	ZAR	ZAR	ZAR
MEADOWLANDS ZONE 10 MULTIPURPOSE CENTRE					
LARGE HALL					
Hall Hire	Per Day	1 456	1 526	1 594	1 666
SMALL HALL 1					
Hall Hire	Per Day	425	445	465	486
SMALL HALL 2					
Hall hire	Per Day	425	445	465	486
Kitchen	Per Day	362	379	396	414
BOARDROOM					
Hall Hire	Per Day	451	472	493	516
GROUP ACTIVITIES					
Large	Per Month	364	381	399	417
Medium	Per Month	243	254	266	278
Small	Per Month	121	127	133	139
New Groups		First two months Free	First two months Free	First two months Free	First two months Free
Refundable Deposit		In line with managing risk	In line with managing risk	In line with managing risk	In line with managing risk
Filming for commercial use	Per Day	9 337	9 785	10 225	10 685
Filming for non-commercial use	Per Day	3 501	3 669	3 834	4 007
		SCHEDULE OF CHARGES FOR RECREATION FACILITIES REGION D			
		COMMUNITY DEVELOPMENT SPORT AND RECREATION			

1C.200

City of Johannesburg Council 2024-05-15 2024-05-22

COJ : SPECIAL MAYORAL COMMITTEE 2024-05-08 2024-05-19

GROUP FINANCE

		2023-24	2024-25	2025-26	2026-27
		ZAR	ZAR	ZAR	ZAR
DLAMINI RECREATION CENTRE					
LARGE HALL					
Hall Hire	Per Day	6 066	5 000	5 225	5 460
Kitchen	Per Day	364	381	399	417
SMALL HALL					
Hall hire	Per Day	728	763	797	833
ROOM					
Hall Hire	Per Day	364	381	399	417
Gym	Per Month	2 426	2 543	2 657	2 777
GROUP ACTIVITIES					
Large	Per Month	364	381	399	417
Medium	Per Month	243	254	266	278
Small	Per Month	121	127	133	139
New Groups		First two months Free	First two months Free	First two months Free	First two months Free
Refundable Deposit		In line with managing risk	In line with managing risk	In line with managing risk	In line with managing risk
Filming for commercial use	Per Day	9 337	9 785	10 225	10 685
Filming for non-commercial use	Per Day	3 501	3 669	3 834	4 007


		2023-24	2024-25	2025-26	2026-27
		ZAR	ZAR	ZAR	ZAR
SCHEDULE OF CHARGES FOR RECREATION FACILITIES REGION D					
COMMUNITY DEVELOPMENT SPORT AND RECREATION					
EKHAYA CENTRE					
MAIN HALL					
Hall Hire	Per Day	1 142	1 196	1 250	1 307
Activity Room	Per Day	303	318	332	347
GROUP ACTIVITIES					
Large	Per Month	364	381	399	417
Medium	Per Month	243	254	266	278
Small	Per Month	121	127	133	139
New Groups		First two months Free	First two months Free	First two months Free	First two months Free
Refundable Deposit		In line with managing risk	In line with managing risk	In line with managing risk	In line with managing risk
Filming for commercial use	Per Day	9 337	9 785	10 225	10 685
Filming for non-commercial use	Per Day	3 501	3 669	3 834	4 007


1C.201


City of Johannesburg Council 2024-05-15 2024-05-22

COJ : SPECIAL MAYORAL COMMITTEE 2024-05-08 2024-05-19

GROUP FINANCE

		SCHEDULE OF CHARGES FOR RECREATION FACILITIES REGION D			
		COMMUNITY DEVELOPMENT SPORT AND RECREATION			
		2023-24	2024-25	2025-26	2026-27
		ZAR	ZAR	ZAR	ZAR
EKUTHULENI RECREATION CENTRE					
MAIN HALL					
Hall hire	Per Day	1 198	1 255	1 312	1 371
SMALL HALL					
Hall hire	Per Day	485	509	531	555
GROUP ACTIVITIES					
Large	Per Month	364	381	399	417
Medium	Per Month	243	254	266	278
Small	Per Month	121	127	133	139
New Groups		First two months Free	First two months Free	First two months Free	First two months Free
Refundable Deposit		In line with managing risk	In line with managing risk	In line with managing risk	In line with managing risk
Filming for commercial use	Per Day	9 337	9 785	10 225	10 685
Filming for non-commercial use	Per Day	3 501	3 669	3 834	4 007

		SCHEDULE OF CHARGES FOR RECREATION FACILITIES REGION D			
		COMMUNITY DEVELOPMENT SPORT AND RECREATION			
		2023-24	2024-25	2025-26	2026-27
		ZAR	ZAR	ZAR	ZAR
KOPANONG HALL					
Hall Hire	Per Day	1 456	2 000	2 090	2 184
GROUP ACTIVITIES					
Large	Per Month	364	381	399	417
Medium	Per Month	243	254	266	278
Small	Per Month	121	127	133	139
New Groups		First two months Free	First two months Free	First two months Free	First two months Free
Refundable Deposit		In line with managing risk	In line with managing risk	In line with managing risk	In line with managing risk
Filming for commercial use	Per Day	9 337	9 785	10 225	10 685
Filming for non-commercial use	Per Day	3 501	3 669	3 834	4 007


		SCHEDULE OF CHARGES FOR RECREATION FACILITIES REGION D			
		COMMUNITY DEVELOPMENT SPORT AND RECREATION			
		2023-24	2024-25	2025-26	2026-27
		ZAR	ZAR	ZAR	ZAR
PHIRI HALL					
Hall Hire	Per Day	1 180	1 236	1 292	1 350
Activity Room	Per Month	303	318	332	347
GROUP ACTIVITIES					
Large	Per Month	364	381	399	417
Medium	Per Month	243	254	266	278
Small	Per Month	121	127	133	139
New Groups		First two months Free	First two months Free	First two months Free	First two months Free
Refundable Deposit		In line with managing risk	In line with managing risk	In line with managing risk	In line with managing risk
Filming for commercial use	Per Day	9 337	9 785	10 225	10 685
Filming for non-commercial use	Per Day	3 501	3 669	3 834	4 007


1C.202


City of Johannesburg Council 2024-05-15 2024-05-22

COJ : SPECIAL MAYORAL COMMITTEE 2024-05-08 2024-05-19

GROUP FINANCE

SCHEDULE OF CHARGES FOR RECREATION FACILITIES REGION D						
	COMMUNITY DEVELOPMENT SPORT AND RECREATION					
			2023-24	2024-25	2025-26	2026-27
			ZAR	ZAR	ZAR	ZAR
MAKHAYA HALL						
Hall Hire	Per Day	1 213	1 271	1 329	1 388	
GROUP ACTIVITIES						
Large	Per Month	364	381	399	417	
Medium	Per Month	243	254	266	278	
Small	Per Month	121	127	133	139	
New Groups		First two months Free	First two months Free	First two months Free	First two months Free	
Refundable Deposit		In line with managing risk	In line with managing risk	In line with managing risk	In line with managing risk	
Filming for commercial use	Per Day	9 337	9 785	10 225	10 685	
Filming for non-commercial use	Per Day	3 501	3 669	3 834	4 007	

SCHEDULE OF CHARGES FOR RECREATION FACILITIES REGION D						
	COMMUNITY DEVELOPMENT SPORT AND RECREATION					
			2023-24	2024-25	2025-26	2026-27
			ZAR	ZAR	ZAR	ZAR
KLIPSPRUIT WEST RECREATION CENTRE						
Hall Hire	Per Day	1 085	1 137	1 188	1 241	
GROUP ACTIVITIES						
Large	Per Month	364	381	399	417	
Medium	Per Month	243	254	266	278	
Small	Per Month	121	127	133	139	
New Groups		First two months Free	First two months Free	First two months Free	First two months Free	
Refundable Deposit		In line with managing risk	In line with managing risk	In line with managing risk	In line with managing risk	
Filming for commercial use	Per Day	9 337	9 785	10 225	10 685	
Filming for non-commercial use	Per Day	3 501	3 669	3 834	4 007	


SCHEDULE OF CHARGES FOR RECREATION FACILITIES REGION D						
	COMMUNITY DEVELOPMENT SPORT AND RECREATION					
			2023-24	2024-25	2025-26	2026-27
			ZAR	ZAR	ZAR	ZAR
SLOVOVILLE RECREATION CENTRE						
Hall Hire	Per Day	970	1 017	1 063	1 111	
GROUP ACTIVITIES						
Large	Per Month	364	381	399	417	
Medium	Per Month	243	254	266	278	
Small	Per Month	121	127	133	139	
New Groups		First two months Free	First two months Free	First two months Free	First two months Free	
Refundable Deposit		In line with managing risk	In line with managing risk	In line with managing risk	In line with managing risk	
Filming for commercial use	Per Day	9 337	9 785	10 225	10 685	
Filming for non-commercial use	Per Day	3 501	3 669	3 834	4 007	


1C.203

City of Johannesburg Council 2024-05-15 2024-05-22

COJ : SPECIAL MAYORAL COMMITTEE 2024-05-08 2024-05-19

GROUP FINANCE

		SCHEDULE OF CHARGES FOR RECREATION FACILITIES REGION D			
		COMMUNITY DEVELOPMENT SPORT AND RECREATION			
		2023-24	2024-25	2025-26	2026-27
		ZAR	ZAR	ZAR	ZAR
		MAYORS PARK			
HALL					
Hall Hire	Per Day	830	869	909	949
Office rental	Per Month	243	254	266	278
GROUP ACTIVITIES					
Large	Per Month	364	381	399	417
Medium	Per Month	243	254	266	278
Small	Per Month	121	127	133	139
New Groups		First two months Free	First two months Free	First two months Free	First two months Free
Refundable Deposit		In line with managing risk	In line with managing risk	In line with managing risk	In line with managing risk
Filming for commercial use	Per Day	9 337	9 785	10 225	10 685
Filming for non-commercial use	Per Day	3 501	3 669	3 834	4 007


		SCHEDULE OF CHARGES FOR RECREATION FACILITIES REGION D			
		COMMUNITY DEVELOPMENT SPORT AND RECREATION			
		2023-24	2024-25	2025-26	2026-27
		ZAR	ZAR	ZAR	ZAR
		NOORDGESIG RECREATION CENTRE			
HALL					
Hall hire	Per Day	1 123	1 176	1 229	1 285
Activity Room 1	Per Day	303	318	332	347
Activity Room 2	Per Day	303	318	332	347
GROUP ACTIVITIES					
Large	Per Month	364	381	399	417
Medium	Per Month	243	254	266	278
Small	Per Month	121	127	133	139
New Groups		First two months Free	First two months Free	First two months Free	First two months Free
Refundable Deposit		In line with managing risk	In line with managing risk	In line with managing risk	In line with managing risk
Filming for commercial use	Per Day	9 337	9 785	10 225	10 685
Filming for non-commercial use	Per Day	3 501	3 669	3 834	4 007


1C.204

City of Johannesburg Council 2024-05-15 2024-05-22

COJ : SPECIAL MAYORAL COMMITTEE 2024-05-08 2024-05-19

GROUP FINANCE

		SCHEDULE OF CHARGES FOR RECREATION FACILITIES REGION D				
	COMMUNITY DEVELOPMENT SPORT AND RECREATION					
			2023-24	2024-25	2025-26	2026-27
			ZAR	ZAR	ZAR	ZAR
		PHEFENI HALL				
HALL						
Hall Hire	Per Day		1 804	2 500	2 613	2 730
Activity Room 1	Per Day		303	318	332	347
Activity Room 2	Per Day		303	318	332	347
Kitchen	Per Day		182	191	199	208
GROUP ACTIVITIES						
Large	Per Month		364	381	399	417
Medium	Per Month		243	254	266	278
Small	Per Month		121	127	133	139
New Groups			First two months Free	First two months Free	First two months Free	First two months Free
Refundable Deposit			In line with managing risk	In line with managing risk	In line with managing risk	In line with managing risk
Filming for commercial use	Per Day		9 337	9 785	10 225	10 685
Filming for non-commercial use	Per Day		3 501	3 669	3 834	4 007


		SCHEDULE OF CHARGES FOR RECREATION FACILITIES REGION D				
	COMMUNITY DEVELOPMENT SPORT AND RECREATION					
			2023-24	2024-25	2025-26	2026-27
			ZAR	ZAR	ZAR	ZAR
		INTOKOZWENI RECREATION				
Hall hire						
Braai Area	Per Day		1 142	1 196	1 250	1 307
Music sessions	Per Month		285	299	313	327
			1 750	1 835	1 917	2 003
GROUP ACTIVITIES						
Large	Per Month		364	381	399	417
Medium	Per Month		243	254	266	278
Small	Per Month		121	127	133	139
New Groups			First two months Free	First two months Free	First two months Free	First two months Free
Refundable Deposit			In line with managing risk	In line with managing risk	In line with managing risk	In line with managing risk
Filming for commercial use	Per Day		9 337	9 785	10 225	10 685
Filming for non-commercial use	Per Day		3 501	3 669	3 834	4 007


1C.205

City of Johannesburg Council 2024-05-15 2024-05-22


COJ : SPECIAL MAYORAL COMMITTEE 2024-05-08 2024-05-19


GROUP FINANCE


		SCHEDULE OF CHARGES FOR RECREATION FACILITIES REGION D				
	COMMUNITY DEVELOPMENT SPORT AND RECREATION					
			2023-24	2024-25	2025-26	2026-27
			ZAR	ZAR	ZAR	ZAR
		POWER PARK : MEDIUM HALL				
Hall Hire	Per Day		1 142	2 000	2 090	2 184
Board Room	Per Day		607	636	664	694
Braai Area			303	318	332	347
		GROUP ACTIVITIES				
Large	Per Month		364	381	399	417
Medium	Per Month		243	254	266	278
Small	Per Month		121	127	133	139
New Groups			First two months Free	First two months Free	First two months Free	First two months Free
Refundable Deposit			In line with managing risk	In line with managing risk	In line with managing risk	In line with managing risk
Filming for commercial use	Per Day		9 337	9 785	10 225	10 685
Filming for non-commercial use	Per Day		3 501	3 669	3 834	4 007

		SCHEDULE OF CHARGES FOR RECREATION FACILITIES REGION D				
	COMMUNITY DEVELOPMENT SPORT AND RECREATION					
			2023-24	2024-25	2025-26	2026-27
			ZAR	ZAR	ZAR	ZAR
		QUACKER COMMUNITY CENTRE				
Hall hire	Per Day		849	2 000	2 090	2 184
Side Hall	Per Day		303	318	332	347
Office space	Per Month		364	381	399	417
		GROUP ACTIVITIES				
Large	Per Month		364	381	399	417
Medium	Per Month		243	254	266	278
Small	Per Month		121	127	133	139
New Groups			First two months Free	First two months Free	First two months Free	First two months Free
Refundable Deposit			In line with managing risk	In line with managing risk	In line with managing risk	In line with managing risk
Filming for commercial use	Per Day		9 337	9 785	10 225	10 685
Filming for non-commercial use	Per Day		3 501	3 669	3 834	4 007


GROUP FINANCE


SCHEDULE OF CHARGES FOR RECREATION FACILITIES REGION D					
	COMMUNITY DEVELOPMENT SPORT AND RECREATION				
		2023-24	2024-25	2025-26	2026-27
		ZAR	ZAR	ZAR	ZAR
BUTT HUT					
Naledi, Zola North, Zola South, Realeka, Mapetla, Chiawelo, Phiri, Jabulani, Ikhwezi, Mofolo, Tladi, Dube Boxing, Senoane Pool Hall					
Hall Hire	Per Day	607	636	664	694
GROUP ACTIVITIES					
Large	Per Month	364	381	399	417
Medium	Per Month	243	254	266	278
Small	Per Month	121	127	133	139
New Groups		First two months Free	First two months Free	First two months Free	First two months Free
Refundable Deposit		In line with managing risk	In line with managing risk	In line with managing risk	In line with managing risk
Filming for commercial use	Per Day	9 337	9 785	10 225	10 685
Filming for non-commercial use	Per Day	3 501	3 669	3 834	4 007


SCHEDULE OF CHARGES FOR RECREATION FACILITIES REGION D					
	COMMUNITY DEVELOPMENT SPORT AND RECREATION				
		2023-24	2024-25	2025-26	2026-27
		ZAR	ZAR	ZAR	ZAR
348 DIEPKLOOF EXTENSION HALL					
MAIN HALL					
Hall Hire	Per Day	303	318	332	347
Office Space	Per Month	364	381	399	417
Open Space	Per Day	1 213	1 271	1 329	1 388
Soccer field	per tournament	182	191	199	208
GROUP ACTIVITIES					
Large	Per Month	364	381	399	417
Medium	Per Month	243	254	266	278
Small	Per Month	121	127	133	139
New Groups		First two months Free	First two months Free	First two months Free	First two months Free
Refundable Deposit		In line with managing risk	In line with managing risk	In line with managing risk	In line with managing risk
Filming for commercial use	Per Day	9 337	9 785	10 225	10 685
Filming for non-commercial use	Per Day	3 501	3 669	3 834	4 007

SCHEDULE OF CHARGES FOR RECREATION FACILITIES REGION D					
	COMMUNITY DEVELOPMENT SPORT AND RECREATION				
		2023-24	2024-25	2025-26	2026-27
		ZAR	ZAR	ZAR	ZAR
MAVIS HALL					
Hall Hire	Per Day	1 218	1 276	1 334	1 394
GROUP ACTIVITIES					
Large	Per Month	364	381	399	417
Medium	Per Month	243	254	266	278
Small	Per Month	121	127	133	139
New Groups		First two months Free	First two months Free	First two months Free	First two months Free
Refundable Deposit		In line with managing risk	In line with managing risk	In line with managing risk	In line with managing risk
Filming for commercial use	Per Day	9 337	9 785	10 225	10 685
Filming for non-commercial use	Per Day	3 501	3 669	3 834	4 007

GROUP FINANCE

		SCHEDULE OF CHARGES FOR RECREATION FACILITIES REGION D			
		COMMUNITY DEVELOPMENT SPORT AND RECREATION			
		2023-24	2024-25	2025-26	2026-27
		ZAR	ZAR	ZAR	ZAR
INKANYEZI HALL					
Hall Hire	Per Day	971	500	523	546
Activity Room	Per Day	303	318	332	347
Gym	Per Month	364	381	399	417
GROUP ACTIVITIES					
Large	Per Month	364	381	399	417
Medium	Per Month	243	254	266	278
Small	Per Month	121	127	133	139
New Groups		First two months Free	First two months Free	First two months Free	First two months Free
Refundable Deposit		In line with managing risk	In line with managing risk	In line with managing risk	In line with managing risk
Filming for commercial use	Per Day	9 337	9 785	10 225	10 685
Filming for non-commercial use	Per Day	3 501	3 669	3 834	4 007

		SCHEDULE OF CHARGES FOR RECREATION FACILITIES REGION D			
		COMMUNITY DEVELOPMENT SPORT AND RECREATION			
		2023-24	2024-25	2025-26	2026-27
		ZAR	ZAR	ZAR	ZAR
PROTEA CITY RECREATION CENTRE					
Hall Hire	Per Day	243	500	523	546
GROUP ACTIVITIES					
Large	Per Month	364	381	399	417
Medium	Per Month	243	254	266	278
Small	Per Month	121	127	133	139
New Groups		First two months Free	First two months Free	First two months Free	First two months Free
Refundable Deposit		In line with managing risk	In line with managing risk	In line with managing risk	In line with managing risk
Filming for commercial use	Per Day	9 337	9 785	10 225	10 685
Filming for non-commercial use	Per Day	3 501	3 669	3 834	4 007


		SCHEDULE OF CHARGES FOR RECREATION FACILITIES REGION D			
		COMMUNITY DEVELOPMENT SPORT AND RECREATION			
		2023-24	2024-25	2025-26	2026-27
		ZAR	ZAR	ZAR	ZAR
NOKUPHILA HALL					
Hall Hire	Per Day	1 085	1 137	1 188	1 241
Kitchen	Per Day	303	318	332	347
Side Room	Per Day	303	318	332	347
GROUP ACTIVITIES					
Large	Per Month	364	381	399	417
Medium	Per Month	243	254	266	278
Small	Per Month	121	127	133	139
New Groups		First two months Free	First two months Free	First two months Free	First two months Free
Refundable Deposit		In line with managing risk	In line with managing risk	In line with managing risk	In line with managing risk
Filming for commercial use	Per Day	9 337	9 785	10 225	10 685
Filming for non-commercial use	Per Day	3 501	3 669	3 834	4 007


1C.208


City of Johannesburg Council 2024-05-15 2024-05-22

COJ : SPECIAL MAYORAL COMMITTEE 2024-05-08 2024-05-19

GROUP FINANCE

SCHEDULE OF CHARGES FOR RECREATION FACILITIES REGION D					
	COMMUNITY DEVELOPMENT SPORT AND RECREATION				
		2023-24	2024-25	2025-26	2026-27
		ZAR	ZAR	ZAR	ZAR
SPHWE VILLAGE					
Hall Hire	Per Day	509	533	557	582
GROUP ACTIVITIES					
Large	Per Month	364	381	399	417
Medium	Per Month	243	254	266	278
Small	Per Month	121	127	133	139
New Groups		First two months Free	First two months Free	First two months Free	First two months Free
Refundable Deposit		In line with managing risk	In line with managing risk	In line with managing risk	In line with managing risk
Filming for commercial use	Per Day	9 337	9 785	10 225	10 685
Filming for non-commercial use	Per Day	3 501	3 669	3 834	4 007

SCHEDULE OF CHARGES FOR RECREATION FACILITIES REGION D					
	COMMUNITY DEVELOPMENT SPORT AND RECREATION				
		2023-24	2024-25	2025-26	2026-27
		ZAR	ZAR	ZAR	ZAR
PROTEA GLEN HALL					
Hall Hire	Per Day	971	1 017	1 063	1 111
GROUP ACTIVITIES					
Large	Per Month	364	381	399	417
Medium	Per Month	243	254	266	278
Small	Per Month	121	127	133	139
New Groups		First two months Free	First two months Free	First two months Free	First two months Free
Filming for commercial use	Per Day	9 337	9 785	10 225	10 685
Filming for non-commercial use	Per Day	3 501	3 669	3 834	4 007
Refundable Deposit		In line with managing risk	In line with managing risk	In line with managing risk	In line with managing risk


SCHEDULE OF CHARGES FOR RECREATION FACILITIES REGION D					
	COMMUNITY DEVELOPMENT SPORT AND RECREATION				
		2023-24	2024-25	2025-26	2026-27
		ZAR	ZAR	ZAR	ZAR
CHIAWELO RECREATION CENTRE					
Main Hall	Per Day	1 939	2 032	2 123	2 219
Conference room	Per Day	1 418	1 486	1 553	1 623
GROUP ACTIVITIES					
Large	Per Month	364	381	399	417
Medium	Per Month	243	254	266	278
Small	Per Month	121	127	133	139
New Groups		First two months Free	First two months Free	First two months Free	First two months Free
Filming for commercial use	Per Day	9 337	9 785	10 225	10 685
Filming for non-commercial use	Per Day	3 501	3 669	3 834	4 007
Refundable Deposit		In line with managing risk	In line with managing risk	In line with managing risk	In line with managing risk


1C.209

City of Johannesburg Council 2024-05-15 2024-05-22

COJ : SPECIAL MAYORAL COMMITTEE 2024-05-08 2024-05-19

GROUP FINANCE

		SCHEDULE OF CHARGES FOR RECREATION FACILITIES REGION D				
	COMMUNITY DEVELOPMENT SPORT AND RECREATION					
			2023-24	2024-25	2025-26	2026-27
			ZAR	ZAR	ZAR	ZAR
PROTEA SOUTH MULTI-PURPOSE CENTRE						
	Hire Fee	Per Day	4 709	4 935	5 157	5 389
	Activity Room	Per Day	267	280	292	305
	Kitchen	Per Day	539	565	591	617
	Gym	Per Month	-	1 500	1 568	1 638
GROUP ACTIVITIES						
	Large	Per Month	364	381	399	417
	Medium	Per Month	243	254	266	278
	Small	Per Month	121	127	133	139
	New Groups		First two months Free	First two months Free	First two months Free	First two months Free
	Filming for commercial use	Per Day	9 337	9 785	10 225	10 685
	Filming for non-commercial use	Per Day	3 501	3 669	3 834	4 007
	Refundable Deposit		In line with managing risk	In line with managing risk	In line with managing risk	In line with managing risk


		SCHEDULE OF CHARGES FOR RECREATION FACILITIES REGION D				
	COMMUNITY DEVELOPMENT SPORT AND RECREATION					
			2023-24	2024-25	2025-26	2026-27
			ZAR	ZAR	ZAR	ZAR
BAPEDI HALL						
	Hire Fee	Per Day	1 280	24	25	26
	Kitchen (only)	Per Day	704	738	771	806
	Right Hall	Per Day	448	469	491	513
	Left hall	Per Day	461	483	505	527
	Studio	Per Day	749	785	820	857
Group Activities						
	Large	Per Month	384	402	421	439
	Medium	Per Month	256	268	280	293
	Small	Per Month	128	134	140	146

1C.210

City of Johannesburg Council 2024-05-15 2024-05-22

COJ : SPECIAL MAYORAL COMMITTEE 2024-05-08 2024-05-19

GROUP FINANCE


		SCHEDULE OF CHARGES FOR RECREATION FACILITIES REGION E							
		COMMUNITY DEVELOPMENT SPORT AND RECREATION							
			2023-24	2024-25	2025-26	2026-27			
			ZAR	ZAR	ZAR	ZAR			
		NORSCOT MANOR RECREATION CENTRE							
BILLIARD / BOARDROOM		Per Hour	289	303	317	331			
Group Fee		Per Hour	130	136	143	149			
ERIKSEN / BOARDROOM 3		Per Hour	217	227	238	248			
Group Fee		Per Hour	130	136	143	149			
LAPA		Per Day	1 730	1 813	1 895	1 980			
Group Fee		Per Hour	96	100	105	110			
ROOMS									
TROON / BLUE PANTRY / STUDIO 1		Per Hour	181	189	198	207			
Group fee		Per Hour	123	129	135	141			
STAVANGER		Per Hour	159	167	174	182			
Group fee		Per Hour	115	121	126	132			
PLOVER AND STUDIO 2		Per Hour	130	136	143	149			
Group fee		Per Hour	101	106	111	116			
GARDEN AREA									
Private use		Per Day	900	943	985	1 029			
Corporate use		Per Day	1 620	1 698	1 774	1 854			
SECRET GARDEN		Per Day	13 193	13 826	14 448	15 098			
Kitchen		Per Hour	123	129	135	141			
		GROUP FEES:							
		OTHER GROUPS							
Art Adult		Per Month	1 893	1 984	2 073	2 166			
Callanetics		Per Term	7 081	7 421	7 755	8 104			
Domestic Training		Per Session	116	122	128	133			
Drama		Per Term	2 305	2 416	2 525	2 638			
Run / Walk for Life		Per Month	1 302	1 364	1 425	1 490			
New Groups			First two months Free	First two months Free	First two months Free	First two months Free			
Filming for commercial use		Per Day	9 337	9 785	10 225	10 685			
Filming for non-commercial use		Per Day	3 501	3 669	3 834	4 007			
Refundable Deposit			In line with managing risk	In line with managing risk	In line with managing risk	In line with managing risk			

1C.211

City of Johannesburg Council 2024-05-15 2024-05-22

COJ : SPECIAL MAYORAL COMMITTEE 2024-05-08 2024-05-19

GROUP FINANCE


		SCHEDULE OF CHARGES FOR RECREATION FACILITIES REGION E			
 COMMUNITY DEVELOPMENT SPORT AND RECREATION		2023-24	2024-25	2025-26	2026-27
		ZAR	ZAR	ZAR	ZAR
JABULA RECREATION CENTRE					
HALL HIRE					
Hibiscus Hall					
Hiring fee	Per Day	3 156	3 307	3 456	3 611
Group fees	Per Hour	133	139	146	152
Bougainvillea					
Hiring fee	Per Day	2 129	2 231	2 331	2 436
Group fees	Per Hour	110	115	120	126
ROOMS					
Camelia Cosmos / Fuchsia / Dahlia, Daisy, Jasmine, Sunflower and Tulip					
Hiring fee	Per Day	1 489	1 560	1 630	1 704
Group fees	Per Hour	97	102	107	111
Childrens Parties	3 hours	607	637	665	695
Azalea					
Hiring fee	Per Day	1 028	1 078	1 126	1 177
Group fees	Per Hour	97	102	106	111
Periwinkle					
Hiring fee	Per Day	816	855	893	933
Group fees	Per Hour	90	94	98	103
Magnolia					
Hiring fee	Per Day	918	962	1 006	1 051
Group fees	Per Hour	113	118	124	129
Violet					
Hiring fee	Per Day	686	718	751	785
Group fees	Per Hour	61	64	67	70
Wisreria					
Hiring fee	Per Day	463	485	507	530
Group fees	Per Hour	61	64	67	70
Iris					
Hiring fee	Per Day	174	182	190	199
Group fees	Per Hour	56	59	62	65
OTHER GROUPS					
Picture Framing	Per Month	272	570	596	622
Silver jewellery Making	Per Month	243	254	266	278
Adult Art and Children	Per Month	2 490	2 610	2 727	2 850
Modern Dancing	Per Month	2 111	2 490	2 602	2 719
Outreach Group	Per Month	409	428	447	468
Judo	Per Month	-	2 490	2 602	2 719
New Groups		First two months Free	First two months Free	First two months Free	First two months Free
Filming for commercial use	Per Day	9 337	9 785	10 225	10 685
Filming for non-commercial use	Per Day	3 501	3 669	3 834	4 007
Refundable Deposit		In line with managing risk	In line with managing risk	In line with managing risk	In line with managing risk

1C.212

City of Johannesburg Council 2024-05-15 2024-05-22

COJ : SPECIAL MAYORAL COMMITTEE 2024-05-08 2024-05-19

GROUP FINANCE



		SCHEDULE OF CHARGES FOR RECREATION FACILITIES REGION E			
		COMMUNITY DEVELOPMENT SPORT AND RECREATION			
		2023-24	2024-25	2025-26	2026-27
		ZAR	ZAR	ZAR	ZAR
ERNEST ULLMANN RECREATION CENTRE					
MAIN HALL					
Hiring fee	Per Day	6 066	6 357	6 643	6 942
Group Fee	Per Hour	123	129	135	141
Corporate Functions	Per Day	8 492	8 900	9 300	9 719
ART ROOM					
Group fee	Per Hour	69	73	76	79
POTTERY					
Outreach Group fee	Per Hour	59	62	65	68
Group fee	Per Hour	127	133	139	146
STUDIO 1 / STUDIO 2					
Hiring fee	Per Day	1 892	1 982	2 072	2 165
Group fees	Per Hour	90	94	98	103
STUDIO 4					
Hiring fee	Per Day	1 221	1 279	1 337	1 397
Group fee	Per Hour	81	85	89	93
GLASS STUDIO					
Hiring fee	Per Day	1 221	1 279	1 337	1 397
Group fee	Per Hour	69	73	76	79
OUTDOOR PARK					
	Per Day	971	1 017	1 063	1 111
COFFEE SHOP					
	Per Month	-	5 624	5 877	6 142
BOOKSHOP					
	Per Month	-	1 221	1 276	1 333
PARKING AREA					
	Per Function	640	671	701	732
GROUP FEES					
REGULAR GROUPS					
Gymnastics	Per Month	11 712	12 274	12 826	13 403
Kip Magrath	Per Month	12 090	12 671	13 241	13 837
Modern Dance	Per Month	5 614	5 884	6 149	6 425
Moms and Babes	Per Month	4 006	4 198	4 387	4 585
Play School	Per Month	8 183	8 576	8 961	9 365
Stage Bright	Per Month	1 983	2 078	2 171	2 269
Time Diet	Per Month	957	1 003	1 049	1 096
New Groups		First two months Free	First two months Free	First two months Free	First two months Free
Filming for commercial use	Per Day	9 337	9 785	10 225	10 685
Filming for non-commercial use	Per Day	3 501	3 669	3 834	4 007
Refundable Deposit		In line with managing risk	In line with managing risk	In line with managing risk	In line with managing risk

1C.213

City of Johannesburg Council 2024-05-15 2024-05-22

COJ : SPECIAL MAYORAL COMMITTEE 2024-05-08 2024-05-19

GROUP FINANCE


SCHEDULE OF CHARGES FOR RECREATION FACILITIES REGION E					
	COMMUNITY DEVELOPMENT SPORT AND RECREATION				
		2023-24	2024-25	2025-26	2026-27
		ZAR	ZAR	ZAR	ZAR
WENDYWOOD RECREATION CENTRE					
MAIN HALL 1					
Hall Hire fee	Per Day	2 608	2 733	2 856	2 985
Group fee	Per Hour	119	124	130	136
Kitchen (new)					
Hiring fee	Per Day	971	1 017	1 063	1 111
Wendywood Social Group	Per Month	-	714	746	780
Ballet	Per Month	6 066	6 066	6 339	6 624
Tennis Per Court	Per Month	1 577	1 577	1 648	1 722
Tennis Per Court NGO/NPO	Per Month	-	789	824	861
Tennis Courts social groups	Per Hour	66	66	69	72
Squash Per Courts	Per Month	1 577	1 577	1 648	1 722
Squash Social Fee	Per Hour	-	66	69	72
Bowling Green	Per Month	-	66	69	72
New Groups		First two months Free	First two months Free	First two months Free	First two months Free
Filming for commercial use	Per Day	9 337	9 785	10 225	10 685
Filming for non-commercial use	Per Day	3 501	3 669	3 834	4 007
Refundable Deposit		In line with managing risk	In line with managing risk	In line with managing risk	In line with managing risk
SCHEDULE OF CHARGES FOR RECREATION FACILITIES REGION E					
	COMMUNITY DEVELOPMENT SPORT AND RECREATION				
		2023-24	2024-25	2025-26	2026-27
		ZAR	ZAR	ZAR	ZAR
PATERSON PARK RECREATION CENTRE					
MAIN HALL					
Hiring Fee - Community (Including Kitchen & Deck)	Per Day	6 066	6 357	6 643	6 942
Hire Fee - Corporate Function (Including Kitchen & Deck)	Per Day	8 492	8 900	9 300	9 719
Group Fee	Per Hour	185	193	202	211
DANCING STUDIO					
Group Fee	Per Hour	104	109	114	119
BOARDROOM					
Hiring Fee (Meetings/Workshops)	Per Hour	231	242	253	264
Group Fee	Per Hour	69	73	76	79
ACTIVITY ROOM					
Hiring Fee	Per Hour	81	85	88	92
OUTSIDE AMPHITHEATRE					
Hiring Fee (Community Based)	Per Hour	92	97	101	106
Hiring Fee (Professional)	Per Hour	346	363	379	396
New Groups		First two months Free	First two months Free	First two months Free	First two months Free
Filming for commercial use	Per Day	9 337	9 785	10 225	10 685
Filming for non-commercial use	Per Day	3 501	3 669	3 834	4 007
Refundable Deposit		In line with managing risk	In line with managing risk	In line with managing risk	In line with managing risk

1C.214

City of Johannesburg Council 2024-05-15 2024-05-22

COJ : SPECIAL MAYORAL COMMITTEE 2024-05-08 2024-05-19

GROUP FINANCE

		SCHEDULE OF CHARGES FOR RECREATION FACILITIES REGION E			
		COMMUNITY DEVELOPMENT SPORT AND RECREATION			
		2023-24	2024-25	2025-26	2026-27
		ZAR	ZAR	ZAR	ZAR
FIELD AND STUDY RECREATION CENTRE					
MAIN HALL					
Hiring Fee	Per Day	3 601	3 774	3 944	4 121
Group fee	Per Hour	224	160	167	175
LAPA					
Hiring Fee	Per Day	3 240	3 395	3 548	3 707
Group fee	Per Hour	188	100	105	109
LAPA 2					
Childrens Party	Per Session	1 164	1 220	1 275	1 332
ROOM 1					
Hiring Fee	Per Day	1 309	1 372	1 433	1 498
Group Fee	Per Hour	108	114	119	124
ROOM 2					
Hiring Fee	Per Day	1 801	1 887	1 972	2 061
Group Fee	Per Hour	123	129	135	141
ROOM 3					
Hiring Fee	Per Day	2 191	2 296	2 400	2 508
Group Fee	Per Hour	145	152	158	166
ROOM 4					
Hiring Fee	Per Hour	-	108	113	118
Kitchen Fee	Per Hour	224	235	246	257
Group fee	Per Hour	138	145	151	158
STUDIO 1					
Hiring Fee	Per Day	3 117	3 266	3 413	3 567
Group Per Hour	Per Hour	174	182	190	199
STUDIO 2					
Hiring Fee Per Day	Per Day	1 381	1 447	1 513	1 581
Group Per Hour	Per Hour	108	114	119	124
STUDIO 3					
Hiring Fee	Per Day	2 155	2 258	2 360	2 466
Group Fee	Per Hour	123	129	135	141
GARDEN AREA					
Private Use	Per Session	1 222	1 281	1 338	1 399
Corporate Use	Per Day	3 666	3 842	4 015	4 196
OTHER GROUPS					
Art Studio	Per Month	4 779	3 500	3 658	3 822
Bridge	Per Month	949	994	1 039	1 086
Montessori Pre School	Per Month	9 668	10 132	10 588	11 064
Sewing - domestic course	Per Month	2 560	2 683	2 803	2 930
New Groups		First two months Free	First two months Free	First two months Free	First two months Free
Filming for commercial use	Per Day	9 337	9 785	10 225	10 685
Filming for non-commercial use	Per Day	3 501	3 669	3 834	4 007
Refundable Deposit		In line with managing risk	In line with managing risk	In line with managing risk	In line with managing risk

1C.215

City of Johannesburg Council 2024-05-15 2024-05-22

COJ : SPECIAL MAYORAL COMMITTEE 2024-05-08 2024-05-19

GROUP FINANCE



SCHEDULE OF CHARGES FOR RECREATION FACILITIES REGION E		2023-24	2024-25	2025-26	2026-27
ZAR		ZAR	ZAR	ZAR	ZAR
COMMUNITY DEVELOPMENT SPORT AND RECREATION					
MARLBORO HALL					
Hall Hire Per Day	Per Day	2 748	2 880	3 009	3 145
Group Free	Per Hour	130	136	143	149
STUDIO	Per Day	1 160	1 216	1 270	1 327
Group Free	Per Hour	90	94	98	103
Side Room 1	Per Hour	73	76	80	83
Group Free	Per Hour	36	38	40	42
LAPA AREA	Per Day	1 158	1 213	1 268	1 325
Outside Cooking Area (extra fees)	Per Day	1 213	1 271	1 329	1 388
New Groups		First two months Free	First two months Free	First two months Free	First two months Free
Filming for commercial use	Per Day	9 337	9 785	10 225	10 685
Filming for non-commercial use	Per Day	3 501	3 669	3 834	4 007
Refundable Deposit		In line with managing risk	In line with managing risk	In line with managing risk	In line with managing risk
COMMUNITY DEVELOPMENT SPORT AND RECREATION					
BEZ VALLEY CARAVAN PARK					
Caravan Park					
Week Days					
Per stand (2 persons per caravan)	Per Day	107	112	117	122
Extra per person	Per Day	29	30	32	33
Weekends					
Per Stand 2 persons per caravan	Per Day	127	133	139	146
Extra per person	Per Day	43	45	48	50
LAPA					
50 People or less	Per Day	459	481	502	525
51 - 150	Per Day	1 019	1 068	1 116	1 166
151-300	Per Day	1 527	1 601	1 673	1 748
300 - 500	Per Day	1 923	2 015	2 106	2 201
Corporate Fee 2 x Venue Hire					
New Groups		First two months Free	First two months Free	First two months Free	First two months Free
Filming for commercial use	Per Day	9 337	9 785	10 225	10 685
Filming for non-commercial use	Per Day	3 501	3 669	3 834	4 007
Refundable Deposit		In line with managing risk	In line with managing risk	In line with managing risk	In line with managing risk

1C.216


City of Johannesburg Council 2024-05-15 2024-05-22


COJ : SPECIAL MAYORAL COMMITTEE 2024-05-08 2024-05-19

GROUP FINANCE

		SCHEDULE OF CHARGES FOR RECREATION FACILITIES REGION E					
		COMMUNITY DEVELOPMENT SPORT AND RECREATION					
				2023-24	2024-25	2025-26	2026-27
				ZAR	ZAR	ZAR	ZAR
		ATREC SPORT COMPLEX					
		HALL Hire	Per Day	1 860	1 949	2 037	2 128
		Group Free	Per Hour	100	105	110	115
		KITCHEN	Per Day	716	751	784	820
		DINING HALL	Per Day	1 433	1 501	1 569	1 640
		STUDIO 1 & 2 (new)					
		Hiring Fee	Per Day	809	848	886	926
		Group Fee	Per Hour	40	42	44	46
		GROUND HIRE	Per Function	1 862	1 952	2 040	2 131
		New Groups		First two months Free	First two months Free	First two months Free	First two months Free
		Filming for commercial use	Per Day	9 337	9 785	10 225	10 685
		Filming for non-commercial use	Per Day	3 501	3 669	3 834	4 007
		Refundable Deposit		In line with managing risk	In line with managing risk	In line with managing risk	In line with managing risk
		SCHEDULE OF CHARGES FOR RECREATION FACILITIES REGION E					
		COMMUNITY DEVELOPMENT SPORT AND RECREATION					
				2023-24	2024-25	2025-26	2026-27
				ZAR	ZAR	ZAR	ZAR
		EASTBANK HALL					
		Hall Hire	Per Day	2 748	2 880	3 009	3 145
		Group Fee	Per Hour	127	133	139	146
		New Groups		First two months Free	First two months Free	First two months Free	First two months Free
		Filming for commercial use	Per Day	9 337	9 785	10 225	10 685
		Filming for non-commercial use	Per Day	3 501	3 669	3 834	4 007
		Refundable Deposit		In line with managing risk	In line with managing risk	In line with managing risk	In line with managing risk

GROUP FINANCE


		SCHEDULE OF CHARGES FOR RECREATION FACILITIES REGION E			
		COMMUNITY DEVELOPMENT SPORT AND RECREATION			
		2023-24	2024-25	2025-26	2026-27
		ZAR	ZAR	ZAR	ZAR
		KLIPFONTEIN VIEW MULTIPURPOSE CENTRE			
HALL HIRE					
KOPANONG					
Hiring fee	Per Day	2 748	2 880	3 010	3 145
Group fee	Per Hour	61	64	67	70
OUTDOOR PARK					
Hiring fee	Per Day	968	1 014	1 060	1 108
New Groups		First two months Free	First two months Free	First two months Free	First two months Free
Filming for commercial use	Per Day	9 337	9 785	10 225	10 685
Filming for non-commercial use	Per Day	3 501	3 669	3 834	4 007
Refundable Deposit		In line with managing risk	In line with managing risk	In line with managing risk	In line with managing risk


		SCHEDULE OF CHARGES FOR RECREATION FACILITIES REGION F			
		COMMUNITY DEVELOPMENT SPORT AND RECREATION			
		2023-24	2024-25	2025-26	2026-27
		ZAR	ZAR	ZAR	ZAR
		CROWN GARDENS REC CENTRE			
HALL HIRE					
Protea Hall	Per Day	2 519	2 640	2 759	2 883
Blue Room	Per Day	706	740	773	808
TV Room	Per Day	981	1 029	1 075	1 123
Pre-Fab Room	Per Day	706	740	773	808
Kitchen	Per Day	561	588	615	642
Group Activities					
Protea Hall	Per Hour	42	44	46	48
Blue Room	Per Hour	12	13	13	14
TV Room	Per Hour	16	17	18	18
Pre-Fab Room	Per Hour	12	13	13	14
Sport Activities					
Courts	Per Hour	24	25	26	28
Lights on courts	Per Hour	34	36	37	39
New Groups		First two months Free	First two months Free	First two months Free	First two months Free
Filming for commercial use	Per Day	9 337	9 785	10 225	10 685
Filming for non-commercial use	Per Day	3 501	3 669	3 834	4 007
Refundable Deposit		In line with managing risk	In line with managing risk	In line with managing risk	In line with managing risk

City of Johannesburg Council 2024-05-15 2024-05-22

COJ : SPECIAL MAYORAL COMMITTEE 2024-05-08 2024-05-19

GROUP FINANCE

SCHEDULE OF CHARGES FOR RECREATION FACILITIES REGION F						
	COMMUNITY DEVELOPMENT SPORT AND RECREATION					
			2023-24	2024-25	2025-26	2026-27
			ZAR	ZAR	ZAR	ZAR
CROWN GARDENS REC CENTRE						
HALL HIRE						
	Protea Hall	Per Day	2 519	2 640	2 759	2 883
	Blue Room	Per Day	706	740	773	808
	TV Room	Per Day	981	1 029	1 075	1 123
	Pre-Fab Room	Per Day	706	740	773	808
	Kitchen	Per Day	561	588	615	642
Group Activities						
	Protea Hall	Per Hour	42	44	46	48
	Blue Room	Per Hour	12	13	13	14
	TV Room	Per Hour	16	17	18	18
	Pre-Fab Room	Per Hour	12	13	13	14
Sport Activities						
	Courts	Per Hour	24	25	26	28
	Lights on courts	Per Hour	34	36	37	39
	New Groups		First two months Free	First two months Free	First two months Free	First two months Free
	Filming for commercial use	Per Day	9 337	9 785	10 225	10 685
	Filming for non-commercial use	Per Day	3 501	3 669	3 834	4 007
	Refundable Deposit		In line with managing risk	In line with managing risk	In line with managing risk	In line with managing risk


SCHEDULE OF CHARGES FOR RECREATION FACILITIES REGION F						
	COMMUNITY DEVELOPMENT SPORT AND RECREATION					
			2023-24	2024-25	2025-26	2026-27
			ZAR	ZAR	ZAR	ZAR
KLIPIRVIERSBERG REC CENTRE						
HALL HIRE						
	Kiepersol A or B	Per Day	7 425	7 781	8 131	8 497
	Kiepersol A+B	Per Day	14 611	15 312	16 002	16 722
	Tamboite	Per Day	4 501	4 717	4 930	5 152
	Geelhout	Per Day	3 352	3 513	3 671	3 836
	Lala Palm	Per Day	1 542	1 616	1 689	1 765
	Strelitzia	Per Day	1 482	1 553	1 623	1 696
	Pyramid	Per Day	3 177	3 330	3 480	3 636
	Boardroom	Per Day	503	527	551	576
	Kitchen	Per Day	375	393	411	429
	Cafeteria	Per Day	522	547	572	597
	Storerroom	Per Month	322	337	353	369
	Centres Recreation Groups	Per Hour	73	76	80	83
	Rental (School)	Per Month	4 359	4 568	4 774	4 989
	Field Area Outside Lala Palm	Per Day	15 012	15 733	16 441	17 181
	New Groups		First two months Free	First two months Free	First two months Free	First two months Free
	Filming for commercial use	Per Day	9 337	9 785	10 225	10 685
	Filming for non-commercial use	Per Day	3 501	3 669	3 834	4 007
	Refundable Deposit		In line with managing risk	In line with managing risk	In line with managing risk	In line with managing risk

1C.219

City of Johannesburg Council 2024-05-15 2024-05-22

COJ : SPECIAL MAYORAL COMMITTEE 2024-05-08 2024-05-19

GROUP FINANCE

SCHEDULE OF CHARGES FOR RECREATION FACILITIES REGION F					
	COMMUNITY DEVELOPMENT SPORT AND RECREATION				
		2023-24	2024-25	2025-26	2026-27
		ZAR	ZAR	ZAR	ZAR
SOUTHERN SUBURBS					
HALL HIRE					
Main Hall 540sqm (200 -230 people)	Per Day	3 280	3 438	3 592	3 754
Oak Room 143sqm (70 - 100 people)	Per Day	2 156	2 259	2 361	2 467
Glasshouse 160sqm (90 - 120 people)	Per Day	2 037	2 135	2 231	2 332
Blue Room 90sqm	Per Day	1 078	1 130	1 181	1 234
Recreational Groups					
Main Hall	Per Hour	49	51	53	56
Blue Room	Per Hour	32	34	35	37
Oak Room	Per Hour	49	51	53	56
Glass Room	Per Hour	49	51	53	56
Dancing	Per Hour	49	51	53	56
Karate	Per Hour	49	51	53	56
Yoga	Per Hour	33	34	36	37
Scarletics	Per Hour	55	58	61	63
Aerobics	Per Hour	24	25	27	28
Judo	Per Hour	33	34	36	37
Pigeons	Per Season	1 815	1 902	1 988	2 077
Rentals					
Box Office	Per Month	3 033	3 178	3 322	3 471
Soccer Fields					
Casual Use	Per Game	480	503	526	550
Cricket Field - Lower	Per Game	840	880	920	961
Cricket Field - Upper	Per Game	719	753	787	822
New Groups		First two months Free	First two months Free	First two months Free	First two months Free
Filming for commercial use	Per Day	9 337	9 785	10 225	10 685
Filming for non-commercial use	Per Day	3 501	3 669	3 834	4 007
Refundable Deposit		In line with managing risk	In line with managing risk	In line with managing risk	In line with managing risk


1C.220

City of Johannesburg Council 2024-05-15 2024-05-22

COJ : SPECIAL MAYORAL COMMITTEE 2024-05-08 2024-05-19

GROUP FINANCE

		SCHEDULE OF CHARGES FOR RECREATION FACILITIES REGION F			
		COMMUNITY DEVELOPMENT SPORT AND RECREATION			
		2023-24	2024-25	2025-26	2026-27
		ZAR	ZAR	ZAR	ZAR
SOUTH RAND RECREATION CENTRE					
HALL HIRE					
Jupiter	Per Day	2 275	2 384	2 491	2 603
Neptune	Per Day	1 709	1 792	1 872	1 956
Neptune including Lapa Area for fuctions	Per Day	2 037	2 135	2 231	2 332
Venus	Per Day	330	346	361	378
Lapa area with braai facility	Per Day	553	580	606	633
Gym Room	Per Day	313	328	343	358
Group Activities					
Aerobics / Taebo	Per Hour	26	27	29	30
Boxing	Per Hour	30	32	33	35
Karate	Per Hour	46	48	51	53
Dancing	Per Hour	46	48	51	53
SASFA	Per Hour	22	23	24	25
Court Usage (Netball/Basketball)	Per Hour	25	26	27	28
<i>Open area</i>					
	Per Day	241	253	264	276
	Per Day with electricity	358	375	392	410
		First two months Free	First two months Free	First two months Free	First two months Free
Filming for commercial use	Per Day	9 337	9 785	10 225	10 685
Filming for non-commercial use	Per Day	3 501	3 669	3 834	4 007
		In line with managing risk	In line with managing risk	In line with managing risk	In line with managing risk
	Refundable Deposit				


		SCHEDULE OF CHARGES FOR RECREATION FACILITIES REGION F			
		COMMUNITY DEVELOPMENT SPORT AND RECREATION			
		2023-24	2024-25	2025-26	2026-27
		ZAR	ZAR	ZAR	ZAR
MONDEOR REC CENTRE					
HALL RENTAL					
Main Hall	Per Day	2 275	2 384	2 491	2 603
Groups	Per Hour	92	97	101	106
Moth Hall		718	752	786	822
Groups	Per Hour	52	54	57	59
		First two months Free	First two months Free	First two months Free	First two months Free
Filming for commercial use	Per Day	9 337	9 785	10 225	10 685
Filming for non-commercial use	Per Day	3 501	3 669	3 834	4 007
		In line with managing risk	In line with managing risk	In line with managing risk	In line with managing risk
	Refundable Deposit				

1C.221

City of Johannesburg Council 2024-05-15 2024-05-22

COJ : SPECIAL MAYORAL COMMITTEE 2024-05-08 2024-05-19

GROUP FINANCE


		SCHEDULE OF CHARGES FOR RECREATION FACILITIES REGION F				
		COMMUNITY DEVELOPMENT SPORT AND RECREATION				
		2023-24	2024-25	2025-26	2026-27	
		ZAR	ZAR	ZAR	ZAR	
BERTHA SOLOMONS REC CENTRE						
Main Hall						
Hiring fee	Per Day	1 625	1 703	1 780	1 860	
Small Hall						
Hiring fee	Per Day	1 092	1 144	1 196	1 250	
Rooms						
Boardroom						
Hiring fee	Per Day	545	571	597	623	
Sewing Room						
Hiring fee	Per Day	545	571	597	623	
Croztech Room						
Hiring fee	Per Day	545	571	597	623	
Hard Court & 5 a side court						
		Per Hour	24	25	26	27
Flood Lights						
		Per Hour	32	34	35	37
New Groups						
			First two months Free	First two months Free	First two months Free	First two months Free
Filming for commercial use						
		Per Day	9 337	9 785	10 225	10 685
Filming for non-commercial use						
		Per Day	3 501	3 669	3 834	4 007
Refundable Deposit						
			In line with managing risk	In line with managing risk	In line with managing risk	In line with managing risk

1C.222

City of Johannesburg Council 2024-05-15 2024-05-22

COJ : SPECIAL MAYORAL COMMITTEE 2024-05-08 2024-05-19

GROUP FINANCE

		SCHEDULE OF CHARGES FOR RECREATION FACILITIES				
	COMMUNITY DEVELOPMENT SPORT AND RECREATION					
			2023-24	2024-25	2025-26	2026-27
			ZAR	ZAR	ZAR	ZAR
BRAAMFONTEIN REC CENTRE						
Alec Gorshel Complete						
	Hiring fee	Per Day	14 571	15 270	15 957	16 676
	Institutions with Special tariff	Per Day	12 451	13 049	13 636	14 250
Alec Gorshel Big						
	Hiring fee	Per Day	13 111	13 740	14 358	15 005
Alec Gorshel Small						
	Hiring fee	Per Day	11 820	12 387	12 944	13 527
	Institutions with Special tariff	Per Day	10 591	11 099	11 599	12 121
Rooms						
Scorpio						
	Hiring fee	Per Day	2 781	2 915	3 046	3 183
	Institution with Special tariff	Per Day	2 522	2 643	2 762	2 886
Germini						
	Hiring Fee	Per Day	2 313	2 424	2 533	2 647
	Institution with Special tariff	Per Day	2 082	2 181	2 280	2 382
Leo						
	Hiring fee	Per Day	2 313	2 424	2 533	2 647
	Institution with Special tariff	Per Day	2 082	2 181	2 280	2 382
Leo and Gemini						
	Hiring fee	Per Day	4 383	4 593	4 800	5 016
	Institution with Special tariff	Per Day	3 967	4 157	4 345	4 540

Karate						
	Hiring fee	Per Day	1 679	1 760	1 839	1 922
	Institutions with Special tariff	Per Day	1 514	1 587	1 659	1 733
Squash						
	Hiring fee	Per Day	790	828	866	905
	Institutions with Special tariff	Per Day	710	744	778	812
Kitchen						
	Hiring fee	Per Day	996	1 043	1 090	1 139
Squash						
	Daily Fee	Per Day	42	44	46	48
	New Groups		First two months Free	First two months Free	First two months Free	First two months Free
	Filming for commercial use	Per Day	9 337	9 785	10 225	10 685
	Filming for non-commercial use	Per Day	3 501	3 669	3 834	4 007
	Refundable Deposit		In line with managing risk	In line with managing risk	In line with managing risk	In line with managing risk


1C.223

City of Johannesburg Council 2024-05-15 2024-05-22

COJ : SPECIAL MAYORAL COMMITTEE 2024-05-08 2024-05-19

GROUP FINANCE

		SCHEDULE OF CHARGES FOR RECREATION FACILITIES REGION F				
		COMMUNITY DEVELOPMENT SPORT AND RECREATION				
		2023-24	2024-25	2025-26	2026-27	
		ZAR	ZAR	ZAR	ZAR	
HILLBROW RECREATION CENTRE						
	Main Hall					
	Hiring fee	Per Day	1 504	1 577	1 647	1 722
	Side Hall					
	Junior Room	Per Day	607	636	664	694
	Lounge Room	Per Day	854	895	935	977
	Creche Room (Weekend Hire)	Per Day	854	895	935	977
	Art Room	Per Day	607	636	664	694
	Group Per Hour	Per Hour	128	134	140	146
	Creche Rental	Per Month	2 764	2 897	3 027	3 163
	New Groups		First two months Free	First two months Free	First two months Free	First two months Free
	Filming for commercial use	Per Day	9 337	9 785	10 225	10 685
	Filming for non-commercial use	Per Day	3 501	3 669	3 834	4 007
	Refundable Deposit		In line with managing risk	In line with managing risk	In line with managing risk	In line with managing risk

		SCHEDULE OF CHARGES FOR RECREATION FACILITIES REGION F				
		COMMUNITY DEVELOPMENT SPORT AND RECREATION				
		2023-24	2024-25	2025-26	2026-27	
		ZAR	ZAR	ZAR	ZAR	
GROSVENOR RECREATION CENTRE						
	Hall Hire					
	Whale Hall	Per Day	3 765	3 946	4 123	4 309
	Dolphin Hall	Per Day	1 884	1 975	2 064	2 157
	Activity Room 1	Per Day	294	308	322	336
	Activity Room 2	Per Day	294	308	322	336
	Conferences / Meetings					
	Whale Hall Full House	Per Day	3 569	3 740	3 908	4 084
	Dolphine Hall	Per Day	1 786	1 872	1 956	2 044
	SPORT ACTIVITIES					
	Tennis Courts	Per Session	680	712	744	778
	Aerobics	Per Hour	24	25	27	28
	DESCRIPTION					
	Group Activities	Per Month	607	636	664	694
	New Groups		First two months Free	First two months Free	First two months Free	First two months Free
	Filming for commercial use	Per Day	9 337	9 785	10 225	10 685
	Filming for non-commercial use	Per Day	3 501	3 669	3 834	4 007
	Refundable Deposit		In line with managing risk	In line with managing risk	In line with managing risk	In line with managing risk


1C.224

City of Johannesburg Council 2024-05-15 2024-05-22

COJ : SPECIAL MAYORAL COMMITTEE 2024-05-08 2024-05-19

GROUP FINANCE

		SCHEDULE OF CHARGES FOR RECREATION FACILITIES REGION F			
		COMMUNITY DEVELOPMENT SPORT AND RECREATION			
		2023-24	2024-25	2025-26	2026-27
		ZAR	ZAR	ZAR	ZAR
HOFLAND PARK REC CENTRE					
Main Hall					
Hiring fee	Per Day	1 038	1 088	1 137	1 188
Groups	Per Hour	121	127	133	139
Side Hall					
Hiring fee	Per Day	545	571	597	623
Room 1					
Hiring fee	Per Day	251	263	275	288
Groups	Per Hour	38	40	42	44
Hard Court	Per Hour	24	25	26	27
New Groups		First two months Free	First two months Free	First two months Free	First two months Free
Filming for commercial use	Per Day	9 337	9 785	10 225	10 685
Filming for non-commercial use	Per Day	3 501	3 669	3 834	4 007
Refundable Deposit		In line with managing risk	In line with managing risk	In line with managing risk	In line with managing risk


		SCHEDULE OF CHARGES FOR RECREATION FACILITIES REGION F			
		COMMUNITY DEVELOPMENT SPORT AND RECREATION			
		2023-24	2024-25	2025-26	2026-27
		ZAR	ZAR	ZAR	ZAR
MAURICE FREEMAN REC CENTRE					
Main Hall					
Hiring fee	Per Day	953	999	1 044	1 091
Group Fees	Per Hour	173	181	189	198
Side Hall					
Hiring fee	Per Day	545	571	597	623
Room 1					
Hiring fee	Per Day				
Kitchen	Per Day	229	240	251	262
New Groups		First two months Free	First two months Free	First two months Free	First two months Free
Filming for commercial use	Per Day	9 337	9 785	10 225	10 685
Filming for non-commercial use	Per Day	3 501	3 669	3 834	4 007
Refundable Deposit		In line with managing risk	In line with managing risk	In line with managing risk	In line with managing risk


1C.225

City of Johannesburg Council 2024-05-15 2024-05-22

COJ : SPECIAL MAYORAL COMMITTEE 2024-05-08 2024-05-19

GROUP FINANCE

		SCHEDULE OF CHARGES FOR RECREATION FACILITIES REGION F				
		COMMUNITY DEVELOPMENT SPORT AND RECREATION				
		2023-24	2024-25	2025-26	2026-27	
		ZAR	ZAR	ZAR	ZAR	
YEOVILLE RECREATION CENTRE						
HALL RENTAL						
	Main Hall	Per Hour	213	223	233	243
	Gold Room	Per Hour	191	200	209	219
	Yellow Room	Per Hour	191	200	209	218
	Silver Room	Per Hour	97	101	106	110
	Blue Room	Per Hour	64	67	70	74
	Green Room	Per Hour	64	67	70	74
GROUP FEES						
	Aerobics	Per Hour	26	27	28	29
	Creche Rental	Per Month	1 658	1 738	1 816	1 898
	New Groups		First two months Free	First two months Free	First two months Free	First two months Free
	Filming for commercial use	Per Day	9 337	9 785	10 225	10 685
	Filming for non-commercial use	Per Day	3 501	3 669	3 834	4 007
	Refundable Deposit		In line with managing risk	In line with managing risk	In line with managing risk	In line with managing risk


		SCHEDULE OF CHARGES FOR RECREATION FACILITIES REGION F				
		COMMUNITY DEVELOPMENT SPORT AND RECREATION				
		2023-24	2024-25	2025-26	2026-27	
		ZAR	ZAR	ZAR	ZAR	
JAN HOFMEYR RECREATION						
HALL HIRE						
	Main Hall					
	Hiring fee	Per Day	1 333	1 397	1 460	1 526
	Stoep area	Per Day	193	202	211	221
ACTIVITY ROOMS						
	Room 1	Per Hour	159	167	174	182
GROUP FEES:						
	Art	Per Month	294	309	322	337
	Aerobics	Per Hour	26	27	28	29
	New Groups		First two months Free	First two months Free	First two months Free	First two months Free
	Filming for commercial use	Per Day	9 337	9 785	10 225	10 685
	Filming for non-commercial use	Per Day	3 501	3 669	3 834	4 007
	Refundable Deposit		In line with managing risk	In line with managing risk	In line with managing risk	In line with managing risk

1C.226

City of Johannesburg Council 2024-05-15 2024-05-22

COJ : SPECIAL MAYORAL COMMITTEE 2024-05-08 2024-05-19

GROUP FINANCE

		SCHEDULE OF CHARGES FOR RECREATION FACILITIES				
	COMMUNITY DEVELOPMENT SPORT AND RECREATION					
			2023-24	2024-25	2025-26	2026-27
			ZAR	ZAR	ZAR	ZAR
BRIXTON MULTIPURPOSE (NEW)						
HALL HIRE						
<i>Main Hall</i>						
	Hire Fee - Community	Per Day	4 315	4 522	4 726	4 939
	Hire Fee - Commercial	Per Day	8 738	9 157	9 569	10 000
<i>1/2 of Main Hall</i>						
	Hire Fee - Community	Per Day	2 157	2 261	2 362	2 469
	Hire Fee - Commercial	Per Day	4 315	4 522	4 726	4 939
<i>Auditorium</i>						
	Hire Fee - Community	Per Day	2 211	2 317	2 422	2 531
	Hire Fee - Commercial	Per Day	4 423	4 635	4 843	5 061
<i>Boardroom</i>						
	Hire Fee - Community	Per Day	482	505	528	552
	Hire Fee - Commercial	Per Day	964	1 010	1 056	1 103
<i>Art Room</i>						
	Hire Fee - Community	Per Day	241	253	264	276
	Hire Fee - Commercial	Per Day	482	505	528	552
<i>Activity Room</i>						
	Hire Fee - Community	Per Day	522	547	572	597
	Hire Fee - Commercial	Per Day	1 044	1 094	1 143	1 194
<i>Dance Room</i>						
	Hire Fee - Community	Per Day	522	547	572	597
	Hire Fee - Commercial	Per Day	1 044	1 094	1 143	1 194
<i>1/2 of Dance Room</i>						
	Hire Fee - Community	Per Day	261	273	286	299
	Hire Fee - Commercial	Per Day	522	547	572	597
<i>Discussion Room</i>						
	Hire Fee - Community	Per Day	241	253	264	276
	Hire Fee - Commercial	Per Day	482	505	528	552


1C.227

City of Johannesburg Council 2024-05-15 2024-05-22

COJ : SPECIAL MAYORAL COMMITTEE 2024-05-08 2024-05-19

GROUP FINANCE

	<i>Main Kitchen</i>					
	Hire Fee - Community	Per Day	2 764	2 897	3 027	3 163
	Hire Fee - Commercial	Per Day	5 528	5 794	6 054	6 327
	<i>Satellite Kitchen</i>					
	Hire Fee - Community	Per Day	931	976	1 020	1 065
	Hire Fee - Commercial	Per Day	1 862	1 951	2 039	2 131
	<i>Kiosk</i>					
	Hire Fee - Community	Per Day	274	287	300	314
	Hire Fee - Commercial	Per Day	550	576	602	629
	<i>Indoor Multipurpose Court</i>					
	Hire Fee - Community	Per Day	7 004	7 340	7 671	8 016
	Hire Fee - Commercial	Per Day	14 009	14 681	15 342	16 032
	Group Activities					
	Indoor Group Training	Per Month	739	774	809	846
	Soccer Casual Games	Per Game	456	478	499	522
	Outside Court	Per Hour	24	25	26	27
	Judo	Per Month	403	422	441	461
	Alcoholics/Narcotics Anonymous	Per Month	251	263	275	287
	Centre Groups		Free	Free	Free	Free
	New Groups		First two months Free	First two months Free	First two months Free	First two months Free
	Filming for commercial use	Per Day	9 337	9 785	10 225	10 685
	Filming for non-commercial use	Per Day	3 501	3 669	3 834	4 007
	Refundable Deposit		In line with managing risk	In line with managing risk	In line with managing risk	In line with managing risk


SCHEDULE OF CHARGES FOR RECREATION FACILITIES REGION G					
	COMMUNITY DEVELOPMENT SPORT AND RECREATION				
		2023-24	2024-25	2025-26	2026-27
		ZAR	ZAR	ZAR	ZAR
ENNERDALE EXT. 9 COMMUNITY CENTRE					
Main Hall					
Hire fee	Per Day	1 213	1 271	1 329	1 388
GROUP ACTIVITIES					
Large	Per Month	364	381	399	417
Medium	Per Month	243	254	266	278
Small	Per Month	121	127	133	139
New Groups		First two months Free	First two months Free	First two months Free	First two months Free
Filming for commercial use	Per Day	9 337	9 785	10 225	10 685
Filming for non-commercial use	Per Day	3 501	3 669	3 834	4 007
Refundable Deposit		In line with managing risk	In line with managing risk	In line with managing risk	In line with managing risk


1C.228

City of Johannesburg Council 2024-05-15 2024-05-22

COJ : SPECIAL MAYORAL COMMITTEE 2024-05-08 2024-05-19

GROUP FINANCE

SCHEDULE OF CHARGES FOR RECREATION FACILITIES REGION G						
	COMMUNITY DEVELOPMENT SPORT AND RECREATION		2023-24	2024-25	2025-26	
			ZAR	ZAR	ZAR	ZAR
ENNERDALE EXT. 1 COMMUNITY CENTRE						
Main Hall						
	Hiring fee		1 404	1 471	1 537	1 606
GROUP ACTIVITIES						
	Large	Per Month	364	381	399	417
	Medium	Per Month	243	254	266	278
	Small	Per Month	121	127	133	139
	New Groups		First two months Free	First two months Free	First two months Free	First two months Free
	Filming for commercial use	Per Day	9 337	9 785	10 225	10 685
	Filming for non-commercial use	Per Day	3 501	3 669	3 834	4 007
	Refundable Deposit		In line with managing risk	In line with managing risk	In line with managing risk	In line with managing risk


SCHEDULE OF CHARGES FOR RECREATION FACILITIES REGION G						
	COMMUNITY DEVELOPMENT SPORT AND RECREATION		2023-24	2024-25	2025-26	
			ZAR	ZAR	ZAR	ZAR
ORANGE FARM EXT. 1 RECREATION CENTRE						
Main Hall						
	Hire fee	Per Day	363	380	398	415
GROUP ACTIVITIES						
	Large	Per Month	364	381	399	417
	Medium	Per Month	243	254	266	278
	Small	Per Month	121	127	133	139
	New Groups		First two months Free	First two months Free	First two months Free	First two months Free
	Filming for commercial use	Per Day	9 337	9 785	10 225	10 685
	Filming for non-commercial use	Per Day	3 501	3 669	3 834	4 007
	Refundable Deposit		In line with managing risk	In line with managing risk	In line with managing risk	In line with managing risk


1C.229

City of Johannesburg Council 2024-05-15 2024-05-22

COJ : SPECIAL MAYORAL COMMITTEE 2024-05-08 2024-05-19

GROUP FINANCE

		SCHEDULE OF CHARGES FOR RECREATION FACILITIES REGION G			
		COMMUNITY DEVELOPMENT SPORT AND RECREATION			
		2023-24	2024-25	2025-26	
		ZAR	ZAR	ZAR	ZAR
		ORANGE FARM EXT. 2 RECREATION CENTRE			
Main Hall					
Hire fee	Per Day	425	445	465	486
GROUP ACTIVITIES					
Large	Per Month	364	381	399	417
Medium	Per Month	243	254	266	278
Small	Per Month	121	127	133	139
New Groups		First two months Free	First two months Free	First two months Free	First two months Free
Filming for commercial use	Per Day	9 337	9 785	10 225	10 685
Filming for non-commercial use	Per Day	3 501	3 669	3 834	4 007
Refundable Deposit		In line with managing risk	In line with managing risk	In line with managing risk	In line with managing risk


		SCHEDULE OF CHARGES FOR RECREATION FACILITIES REGION G			
		COMMUNITY DEVELOPMENT SPORT AND RECREATION			
		2023-24	2024-25	2025-26	
		ZAR	ZAR	ZAR	ZAR
		POORTJIE COMMUNITY CENTRE (OLD FACILITY)			
HALL HIRE:					
Hire fee	Per Day	363	380	398	415
GROUP ACTIVITIES					
Large	Per Month	364	381	399	417
Medium	Per Month	243	254	266	278
Small	Per Month	121	127	133	139
New Groups		First two months Free	First two months Free	First two months Free	First two months Free
Filming for commercial use	Per Day	9 337	9 785	10 225	10 685
Filming for non-commercial use	Per Day	3 501	3 669	3 834	4 007
Refundable Deposit		In line with managing risk	In line with managing risk	In line with managing risk	In line with managing risk


1C.230

City of Johannesburg Council 2024-05-15 2024-05-22

COJ : SPECIAL MAYORAL COMMITTEE 2024-05-08 2024-05-19

GROUP FINANCE

SCHEDULE OF CHARGES FOR RECREATION FACILITIES REGION G						
	COMMUNITY DEVELOPMENT SPORT AND RECREATION					
			2023-24	2024-25	2025-26	
			ZAR	ZAR	ZAR	ZAR
LENASIA SOUTH CIVIC CENTRE						
HALL HIRE						
Main Hall						
	Hire fee	Per Day	3 033	3 178	3 322	3 471
BOARD ROOM						
	Hire fee	Per Day	789	826	864	902
SMALL HALL						
	Hire fee	Per Day	1 820	1 907	1 993	2 083
	Kitchen	Per Day	849	890	930	972
GROUP ACTIVITIES						
	Large	Per Month	364	381	399	417
	Medium	Per Month	243	254	266	278
	Small	Per Month	121	127	133	139
	New Groups		First two months Free	First two months Free	First two months Free	First two months Free
	Filming for commercial use	Per Day	9 337	9 785	10 225	10 685
	Filming for non-commercial use	Per Day	3 501	3 669	3 834	4 007
	Refundable Deposit		In line with managing risk	In line with managing risk	In line with managing risk	In line with managing risk


SCHEDULE OF CHARGES FOR RECREATION FACILITIES REGION G						
	COMMUNITY DEVELOPMENT SPORT AND RECREATION					
			2023-24	2024-25	2025-26	
			ZAR	ZAR	ZAR	ZAR
ZAKARIYA PARK COMMUNITY CENTRE						
HALL HIRE						
Main Hall						
	Hire fee	Per Day	849	890	930	972
Small Hall						
	Hire fee	Per Day	667	699	731	764
GROUP ACTIVITIES						
	Large	Per Month	364	381	399	417
	Medium	Per Month	243	254	266	278
	Small	Per Month	121	127	133	139
	New Groups		First two months Free	First two months Free	First two months Free	First two months Free
	Filming for commercial use	Per Day	9 337	9 785	10 225	10 685
	Filming for non-commercial use	Per Day	3 501	3 669	3 834	4 007
	Refundable Deposit		In line with managing risk	In line with managing risk	In line with managing risk	In line with managing risk


1C.231

City of Johannesburg Council 2024-05-15 2024-05-22

COJ : SPECIAL MAYORAL COMMITTEE 2024-05-08 2024-05-19

GROUP FINANCE

SCHEDULE OF CHARGES FOR RECREATION FACILITIES REGION G					
	COMMUNITY DEVELOPMENT SPORT AND RECREATION				
		2023-24	2024-25	2025-26	
		ZAR	ZAR	ZAR	ZAR
LENASIA CIVIC CENTRE					
HALL HIRE					
Main Hall					
Hire fee	Per Day	1 942	2 035	2 127	2 223
Small Hall					
Hire fee	Per Day	607	636	664	694
BOARD ROOM					
	Per Day	425	445	465	486
GROUP ACTIVITIES					
Large	Per Month	364	381	399	417
Medium	Per Month	243	254	266	278
Small	Per Month	121	127	133	139
New Groups		First two months Free	First two months Free	First two months Free	First two months Free
Filming for commercial use	Per Day	9 337	9 785	10 225	10 685
Filming for non-commercial use	Per Day	3 501	3 669	3 834	4 007
Refundable Deposit		In line with managing risk	In line with managing risk	In line with managing risk	In line with managing risk


SCHEDULE OF CHARGES FOR RECREATION FACILITIES REGION G					
	COMMUNITY DEVELOPMENT SPORT AND RECREATION				
		2023-24	2024-25	2025-26	
		ZAR	ZAR	ZAR	ZAR
LENASIA EXT. 7 RECREATION CENTRE					
HALL HIRE					
Main Hall					
Hire fee	Per Day	849	890	930	972
Wendy House					
	Per Month	728	763	797	833
Pre-School					
	Per Month	2 426	2 543	2 657	2 777
GROUP ACTIVITIES					
Large	Per Month	364	381	399	417
Medium	Per Month	243	254	266	278
Small	Per Month	121	127	133	139
New Groups		First two months Free	First two months Free	First two months Free	First two months Free
Filming for commercial use	Per Day	9 337	9 785	10 225	10 685
Filming for non-commercial use	Per Day	3 501	3 669	3 834	4 007
Refundable Deposit		In line with managing risk	In line with managing risk	In line with managing risk	In line with managing risk


1C.232

City of Johannesburg Council 2024-05-15 2024-05-22

COJ : SPECIAL MAYORAL COMMITTEE 2024-05-08 2024-05-19

GROUP FINANCE

SCHEDULE OF CHARGES FOR RECREATION FACILITIES REGION G					
	COMMUNITY DEVELOPMENT SPORT AND RECREATION				
		2023-24	2024-25	2025-26	
		ZAR	ZAR	ZAR	ZAR
LENASIA EXT. 3 RECREATION CENTRE					
Main Hall					
Hire fee	Per Day	971	1 017	1 063	1 111
Pre-School	Per Day	2 426	2 543	2 657	2 777
GROUP ACTIVITIES					
Large	Per Month	364	381	399	417
Medium	Per Month	243	254	266	278
Small	Per Month	121	127	133	139
New Groups		First two months Free	First two months Free	First two months Free	First two months Free
Filming for commercial use	Per Day	9 337	9 785	10 225	10 685
Filming for non-commercial use	Per Day	3 501	3 669	3 834	4 007
Refundable Deposit		In line with managing risk	In line with managing risk	In line with managing risk	In line with managing risk


SCHEDULE OF CHARGES FOR RECREATION FACILITIES REGION G					
	COMMUNITY DEVELOPMENT SPORT AND RECREATION				
		2023-24	2024-25	2025-26	
		ZAR	ZAR	ZAR	ZAR
ORANGE FARM, FINETOWN AND POORTJIE MULTIPURPOSE COMMUNITY CENTRES					
HALL HIRE					
Hire fee	Per Day	1 072	1 124	1 174	1 227
BOARD ROOM:					
Boardroom Hire fee	Per Day	383	401	419	438
GROUP ACTIVITIES					
Large	Per Month	364	381	399	417
Medium	Per Month	243	254	266	278
Small	Per Month	121	127	133	139
New Groups		First two months Free	First two months Free	First two months Free	First two months Free
Filming for commercial use	Per Day	9 337	9 785	10 225	10 685
Filming for non-commercial use	Per Day	3 501	3 669	3 834	4 007
Refundable Deposit		In line with managing risk	In line with managing risk	In line with managing risk	In line with managing risk


1C.233

City of Johannesburg Council 2024-05-15 2024-05-22

COJ : SPECIAL MAYORAL COMMITTEE 2024-05-08 2024-05-19

GROUP FINANCE

SCHEDULE OF CHARGES FOR RECREATION FACILITIES REGION G					
	COMMUNITY DEVELOPMENT SPORT AND RECREATION				
		2023-24	2024-25	2025-26	
		ZAR	ZAR	ZAR	ZAR
DON MATEMAN COMMUNITY CENTRE					
HALL HIRE					
Hire fee	Per Day	1 808	1 895	1 981	2 070
Kitchen	Per Day	279	292	306	319
GROUP ACTIVITIES					
Large	Per Month	364	381	399	417
Medium	Per Month	243	254	266	278
Small	Per Month	121	127	133	139
New Groups		First two months Free	First two months Free	First two months Free	First two months Free
Filming for commercial use	Per Day	9 337	9 785	10 225	10 685
Filming for non-commercial use	Per Day	3 501	3 669	3 834	4 007
Refundable Deposit		In line with managing risk	In line with managing risk	In line with managing risk	In line with managing risk


SCHEDULE OF CHARGES FOR RECREATION FACILITIES REGION G					
	COMMUNITY DEVELOPMENT SPORT AND RECREATION				
		2023-24	2024-25	2025-26	
		ZAR	ZAR	ZAR	ZAR
J.D. OPPERMAN RECREATION CENTRE					
HALL HIRE					
Hire fee	Per Day	971	1 017	1 063	1 111
Small Hall	Per Day	485	509	531	555
GROUP ACTIVITIES					
Large	Per Month	364	381	399	417
Medium	Per Month	243	254	266	278
Small	Per Month	121	127	133	139
New Groups		First two months Free	First two months Free	First two months Free	First two months Free
Filming for commercial use	Per Day	9 337	9 785	10 225	10 685
Filming for non-commercial use	Per Day	3 501	3 669	3 834	4 007
Refundable Deposit		In line with managing risk	In line with managing risk	In line with managing risk	In line with managing risk


1C.234

City of Johannesburg Council 2024-05-15 2024-05-22

COJ : SPECIAL MAYORAL COMMITTEE 2024-05-08 2024-05-19

GROUP FINANCE

SCHEDULE OF CHARGES FOR RECREATION FACILITIES REGION G					
	COMMUNITY DEVELOPMENT SPORT AND RECREATION				
		2023-24	2024-25	2025-26	
		ZAR	ZAR	ZAR	ZAR
ALBERTUS POP RECREATION					
HALL HIRE					
Hire Fee	Per Day	971	1 017	1 063	1 111
Small Hall	Per Day	485	509	531	555
RENTALS Per Month:					
Chreche fees Per Month	Per Month	1 723	1 805	1 887	1 972
GROUP ACTIVITIES					
Large	Per Month	364	381	399	417
Medium	Per Month	243	254	266	278
Small	Per Month	121	127	133	139
New Groups		First two months Free	First two months Free	First two months Free	First two months Free
Filming for commercial use	Per Day	9 337	9 785	10 225	10 685
Filming for non-commercial use	Per Day	3 501	3 669	3 834	4 007
Refundable Deposit		In line with managing risk	In line with managing risk	In line with managing risk	In line with managing risk


SCHEDULE OF CHARGES FOR RECREATION FACILITIES REGION G					
	COMMUNITY DEVELOPMENT SPORT AND RECREATION				
		2023-24	2024-25	2025-26	
		ZAR	ZAR	ZAR	ZAR
LENASIA EXT 9 BUT HUT					
Hall Hire	Per Day	303	318	332	347
GROUP ACTIVITIES					
Large	Per Month	364	381	399	417
Medium	Per Month	243	254	266	278
Small	Per Month	121	127	133	139
New Groups		First two months Free	First two months Free	First two months Free	First two months Free
Filming for commercial use	Per Day	9 337	9 785	10 225	10 685
Filming for non-commercial use	Per Day	3 501	3 669	3 834	4 007
Refundable Deposit		In line with managing risk	In line with managing risk	In line with managing risk	In line with managing risk

1C.235

City of Johannesburg Council 2024-05-15 2024-05-22

COJ : SPECIAL MAYORAL COMMITTEE 2024-05-08 2024-05-19

GROUP FINANCE


	COMMUNITY DEVELOPMENT SPORT AND RECREATION SPORT FACILITIES
<u>DEFINITION AND CATEGORIES OF SPORTS FACILITIES</u>	
<u>CATEGORY A</u>	
Stadium	National facility should be able to host National level competitions and tournaments, and depending on International Governing Body specifications, also host international events.
<u>CATEGORY B</u>	
Community Stadiums	Hosts community sport events including school tournaments and competitive sport
<u>CATEGORY C</u>	
Sport Complex	Multi sport facility that can host multiple activities. Its usually fenced and may consists of several courts, playing field/s, club house and ablution blocks.
<u>CATEGORY D</u>	
Indoor sport facility/Arena	The indoor facilities must also be multi-use, and provide reasonable seating, and a play surface that is appropriate for multiple activities and marked accordingly. The playing area should have a minimum clearance of 2 metres on all sides. The facility must have male and female ablutions with at least one
<u>CATEGORY E1</u>	
Single use outdoor facilities	Facilities meant for a specific code such as golf, cricket and so on, Such facilities are fenced, have a clubhouse and a playing field.
<u>CATEGORY E2</u>	
Stand alone	Netball courts, tennis courts and basketball courts which may be fenced with/without ablution facilities
<u>CATEGORY F</u>	
Open fields	Grassed / Non-grassed fields. Most instances managed by Clubs / LFAs

1C.236



City of Johannesburg Council 2024-05-15 2024-05-22

COJ : SPECIAL MAYORAL COMMITTEE 2024-05-08 2024-05-19

GROUP FINANCE

SCHEDULE OF CHARGES FOR SPORT FACILITIES ALL REGIONS						
	COMMUNITY DEVELOPMENT SPORT AND RECREATION					
			2023-24	2024-25	2025-26	2026-27
			ZAR	ZAR	ZAR	ZAR
Roodepoort Athletics Stadium						
DESCRIPTION						
HALL HIRE						
	Hire fee 1 or 2		615	645	674	704
	Hire fee 3,4,5 and 6		7 270	7 618	7 961	8 320
FIELD AND TRACK						
	Main hall, Pavilion, Track and Media Facilities		12 244	12 832	13 409	14 013
	International, National and Provincial		19 611	20 552	21 477	22 443
	Schools / Institutions		8 568	8 980	9 384	9 806
	Amateur Day / Night Games (excluding floodlights)		1 107	1 160	1 212	1 266
FLOODLIGHTS PER HOUR						
	A Level		335	351	367	384
	B Level		387	405	423	442
	C Level		448	469	491	513
MEDIA FACILITY						
	Media Hall		2 262	2 370	2 477	2 588
	Camera		3 928	4 117	4 302	4 496
FILMING PER DAY OR PART THERE-OFF						
	Commercial		9 337	9 785	10 225	10 685
	Non Commercial		3 501	3 669	3 834	4 007
	Kiosk (per kiosk per day)		320	335	350	366
	Music Festival (open field only)		43 516	45 604	47 657	49 801
TRAINING						
	Professional per day		1 925	2 017	2 108	2 203
	Amateur training per game		784	821	858	897
GROUP FEES						
	Soccer per month		936	981	1 025	1 071
	Rugby per month		3 200	3 353	3 504	3 662
	Karate		936	981	1 025	1 071
	Kick Boxing		936	981	1 025	1 071
	Run / Walk for life		936	981	1 025	1 071
	Outside Usage per event		1 920	2 012	2 103	2 197
	New Groups		First two months Free	First two months Free	First two months Free	First two months Free
	Refundable Deposit		In line with managing risk	In line with managing risk	In line with managing risk	In line with managing risk
NB: Preparation time is regarded as a day before and a day after otherwise normal tariffs applies.						

GROUP FINANCE


SCHEDULE OF CHARGES FOR SPORT FACILITIES ALL REGIONS CATEGORY B					
	COMMUNITY DEVELOPMENT SPORT AND RECREATION				
		2023-24	2024-25	2025-26	2026-27
		ZAR	ZAR	ZAR	ZAR
Rabie Ridge stadium, Ivory park stadium, Union stadium, Davidsonville stadium, Alexandra stadium, Eldorado park stadium, Ennerdale stadium and Lenasia soccer stadium, Randburg Sport Complex, Paterson Park Multipurpose stadium					
MATCHES					
* SAFA & PSL	Per Game	4 011	4 203	4 393	4 590
* NDF (Mvela)	Per Season	18 101	18 969	19 823	20 715
* Training Fee	Per Game (ad-hoc)	1 850	1 939	2 026	2 118
*LFA / OTHERS:	Per Season (4 fields max)	1 600	1 677	1 752	1 831
*LFA / OTHERS:	Per Game (ad-hoc)	220	231	241	252
ABC MOTSEPE LEAGUE & SASOL					
ABC MOTSEPE LEAGUE	Seasonal	5 832	6 112	6 387	6 675
	Per Game (ad-hoc)	503	527	551	575
* Sasol	Seasonal	3 620	3 794	3 965	4 143
	Per Game (ad-hoc)	442	464	485	506
SAB & ABSA League					
* SAB	Seasonal	2 413	2 529	2 643	2 762
	Per Game (ad-hoc)	302	316	330	345
*Womens Regional League	Seasonal	3 017	3 162	3 304	3 452
	Per Game (ad-hoc)	402	422	441	460
* General	Per Match	603	632	661	690
**Tournament (Commercial)	Per Match	3 017	3 162	3 304	3 452
** Training fee	Per Hour	302	316	330	345
* Floodlights	Per Hour w/o lights	121	126	132	138
* Parking space	Per Day	1 508	1 581	1 652	1 726
ATHLETICS					
PROVINCIAL / MAJOR EVENTS					
Hire	Per Day	1 307	1 370	1 432	1 496
DISTRICT/ DEVELOPMENT					
Hire	Per Day	704	738	771	806
SCHOOLS					
Hire	Per Day	402	422	441	460
Filming for commercial use	Per Day	9 337	9 785	10 225	10 685
Filming for non-commercial use	Per Day	3 501	3 669	3 834	4 007
Refundable Deposit		In line with managing risk	In line with managing risk	In line with managing risk	In line with managing risk
SCHEDULE OF CHARGES FOR SPORT FACILITIES ALL REGIONS CATEGORY B					
	COMMUNITY DEVELOPMENT SPORT AND RECREATION				
		2023-24	2024-25	2025-26	2026-27
		ZAR	ZAR	ZAR	ZAR
NON-SPORTING EVENTS					
MUSICAL/FESTIVAL					
Hire Fee	Per Day	26 145	27 400	28 633	29 922
Floodlights	Per Hour	483	506	529	552
POLITICAL					
Hire Fee	Per Day	1 609	1 686	1 762	1 841
CHURCHES etc.					
Rental	Per Day	5 028	5 269	5 506	5 754
* Otherwise ad-hoc tariffs applies					
Fund Raising Events					
e.g. Bazaar, Fetes, etc.	Per Day	5 028	5 269	5 506	5 754
Use of space by site establishers/contractors	Per Day	-	400	418	437
Refundable Deposit		In line with managing risk	In line with managing risk	In line with managing risk	In line with managing risk

1C.238

City of Johannesburg Council 2024-05-15 2024-05-22

COJ : SPECIAL MAYORAL COMMITTEE 2024-05-08 2024-05-19

GROUP FINANCE


SCHEDULE OF CHARGES FOR SPORT FACILITIES ALL REGIONS CATEGORY C					
	COMMUNITY DEVELOPMENT SPORT AND RECREATION				
Kanana sport complex, Ivory park, Bosmont, Cecil payne stadium, Davidsonville sport complex, Moletsane, Naledi ext 2 , Mapeta, Protea Glen, Pimville Extreme sport, Elkah stadium, Three square, Rotanda, Bertrams and Ennerdale sport centre, Arthur Bloch Park, Riverlea Soccer Stadium, Jubileum Sport Ground, Melpark Attilla Soccer Grounds, Atrec Sports Complex , Malboro Sports Complex, Kwabhekilanga Sports Complex, Kaserne Sports Field, Rhodes Park Sports Field, Klipspruit Sports Centre, Hofland Rec Centre Brixton Multipurpose Indoor Court/Outdoor Court/Soccer Field					
		2023-24	2024-25	2025-26	2026-27
		ZAR	ZAR	ZAR	ZAR
Fields where there is turf as well as courts or fields of different sporting codes which					
LFA / OTHERS:	Per Season (4 fields max)	1 227	1 286	1 344	1 404
Ad-hoc Tariffs:	Per Match	603	632	661	690
Night games:	Tariffs & per hour for use of floodlights	121	126	132	138
GROUPS WHO ARE MEMBERS OF THE COMPLEX					
Groups organised by the centre:		Free	Free	Free	Free
Community based groups	Per Month	121	126	132	138
New Groups		First two months Free	First two months Free	First two months Free	First two months Free
NON-SPORTING EVENTS					
Hire Fee	Per Day	4 976	5 215	5 449	5 695
MUSICAL/FESTIVALS					
Hire Fee	Per Day	10 056	10 539	11 013	11 508
Floodlights:	Per Hour	121	126	132	138
POLITICAL RALLIES					
Hire Fee	Per Day	1 609	1 686	1 762	1 841
FILMING					
Filming for commercial use	Per Day	9 337	9 785	10 225	10 685
Filming for non-commercial use	Per Day	3 501	3 669	3 834	4 007
PLAYING COURTS					
School Tournament / Sport Event / Sport Tournaments	Per Day	704	738	771	806
Soccer Game - Casual	Per Game	456	478	499	522
Floodlights:	Per Hour	121	126	132	138
SIDE HALL					
Hire	Per Day	905	948	991	1 036
OFFICE RENTALS					
Professional	m ² per month	52	55	57	60
Amateur	m ² per month	36	38	40	41
Refundable Deposit		In line with managing risk	In line with managing risk	In line with managing risk	In line with managing risk

1C.239

City of Johannesburg Council 2024-05-15 2024-05-22

COJ : SPECIAL MAYORAL COMMITTEE 2024-05-08 2024-05-19

GROUP FINANCE


SCHEDULE OF CHARGES FOR SPORT FACILITIES ALL REGIONS CATEGORY C					
	COMMUNITY DEVELOPMENT SPORT AND RECREATION				
		2023-24	2024-25	2025-26	2026-27
		ZAR	ZAR	ZAR	ZAR
DUBE BOXING CLUB					
LFA / OTHERS:	Per Season (4 fields max)	1 227	1 286	1 344	1 404
Ad-hoc Tariffs:	Per Match	603	632	661	690
Night games:	Per Season / Match	LFA / Ad-hoc tariffs plus floodlights per hour	LFA / Ad-hoc tariffs plus floodlights per hour	LFA / Ad-hoc tariffs plus floodlights per hour	LFA / Ad-hoc tariffs plus floodlights per hour
Floodlights:	Per Hour	121	126	132	138
GROUPS WHO ARE MEMBERS OF THE COMPLEX					
Groups organised by the centre:		Free	Free	Free	Free
Community based groups	Per Month	121	126	132	138
New Groups		First two months Free	First two months Free	First two months Free	First two months Free
NON-SPORTING EVENTS					
e. g. Churches:					
Hire Fee	Per Day	4 976	5 215	5 449	5 695
MUSICAL/FESTIVALS					
Hire Fee	Per Day	10 056	10 539	11 013	11 508
Floodlights:	Per Hour	121	126	132	138
POLITICAL RALLIES					
Rental		1 592	1 669	1 744	1 822
FILMING					
Filming for commercial use	Per Day	9 337	9 785	10 225	10 685
Filming for non-commercial use	Per Day	3 501	3 669	3 834	4 007
PLAYING COURTS					
School Tournament / Sport Event	Per Day	704	738	771	806
SIDE HALL					
Hire		905	948	991	1 036
OFFICE RENTALS					
Professional	m ² per month	52	55	57	60
Amateur	m ² per month	36	38	40	41
Refundable Deposit		In line with managing risk	In line with managing risk	In line with managing risk	In line with managing risk

1C.240

City of Johannesburg Council 2024-05-15 2024-05-22

COJ : SPECIAL MAYORAL COMMITTEE 2024-05-08 2024-05-19

GROUP FINANCE


SCHEDULE OF CHARGES FOR SPORT FACILITIES ALL REGIONS CATEGORY C		2023-24	2024-25	2025-26	2026-27
	COMMUNITY DEVELOPMENT SPORT AND RECREATION				
		ZAR	ZAR	ZAR	ZAR
ARTHUR ASHE					
LFA / OTHERS:	Per Season (4 fields max)	1 227	1 286	1 344	1 404
Ad-hoc Tariffs:	Per Match	603	632	661	690
Night games:	Per Season / Match	LFA / Ad-hoc tariffs plus floodlights per hour	LFA / Ad-hoc tariffs plus floodlights per hour	LFA / Ad-hoc tariffs plus floodlights per hour	LFA / Ad-hoc tariffs plus floodlights per hour
Floodlights:	Per Hour	121	126	132	138
GROUPS WHO ARE MEMBERS OF THE COMPLEX					
Groups organised by the centre:		Free	Free	Free	Free
Community based groups	Per Month	120	126	132	138
New Groups		First two months Free	First two months Free	First two months Free	First two months Free
NON-SPORTING EVENTS					
e. g. Churches:					
Hire Fee	Per Day	4 976	5 215	5 449	5 695
MUSICAL/FESTIVALS					
Hire Fee	Per Day	10 056	10 539	11 013	11 508
Floodlights:	Per Hour	121	126	132	138
POLITICAL RALLIES					
Hire Fee	Per Day	1 594	1 670	1 745	1 824
FILMING					
Filming for commercial use	Per Day	9 337	9 785	10 225	10 685
Filming for non-commercial use	Per Day	3 501	3 669	3 834	4 007
PLAYING COURTS					
School Tournament / Sport Event	Per Day	704	738	771	806
SIDE HALL					
Hire	Per Day	905	948	991	1 036
OFFICE RENTALS					
Professional	m² per month	52	55	57	60
Amateur	m² per month	36	38	40	41
Refundable Deposit		In line with managing risk	In line with managing risk	In line with managing risk	In line with managing risk

1C.241

City of Johannesburg Council 2024-05-15 2024-05-22

COJ : SPECIAL MAYORAL COMMITTEE 2024-05-08 2024-05-19

GROUP FINANCE


SCHEDULE OF CHARGES FOR SPORT FACILITIES ALL REGIONS CATEGORY C					
	COMMUNITY DEVELOPMENT SPORT AND RECREATION				
		2023-24	2024-25	2025-26	2026-27
		ZAR	ZAR	ZAR	ZAR
DAVID WEBSTER					
LFA / OTHERS:	Per Season (4 fields max)	1 222	1 281	1 338	1 399
Ad-hoc Tariffs:	Per Match	601	630	658	688
Night games:	Per Season / Match	LFA / Ad-hoc tariffs plus floodlights per hour	LFA / Ad-hoc tariffs plus floodlights per hour	LFA / Ad-hoc tariffs plus floodlights per hour	LFA / Ad-hoc tariffs plus floodlights per hour
Floodlights:	Per Hour	121	126	132	138
PLAYING COURTS					
School Tournament / Sport Event	Per Day	701	735	768	803
GROUPS WHO ARE MEMBERS OF THE COMPLEX					
Groups organised by the centre:		FREE	FREE	FREE	FREE
Community based groups	Per Month	120	126	132	138
New Groups		First two months Free	First two months Free	First two months Free	First two months Free
NON-SPORTING EVENTS					
e. g. Churches:					
Hire Fee	Per Day	4 962	5 200	5 434	5 679
MUSICAL/FESTIVALS					
Hire Fee	Per Day	10 018	10 499	10 971	11 465
Floodlights:	Per Hour	120	126	132	138
POLITICAL RALLIES					
Hire Fee	Per Day	1 603	1 680	1 755	1 834
SIDE HALL					
Hire Fee	Per Day	902	945	987	1 032
FILMING					
Filming for commercial use	Per Day	9 337	9 785	10 225	10 685
Filming for non-commercial use	Per Day	3 501	3 669	3 834	4 007
Refundable Deposit		In line with managing risk	In line with managing risk	In line with managing risk	In line with managing risk

1C.242

City of Johannesburg Council 2024-05-15 2024-05-22

COJ : SPECIAL MAYORAL COMMITTEE 2024-05-08 2024-05-19

GROUP FINANCE



SCHEDULE OF CHARGES FOR SPORT FACILITIES ALL REGIONS CATEGORY C							
	COMMUNITY DEVELOPMENT SPORT AND RECREATION						
			2023-24	2024-25	2025-26	2026-27	
			ZAR	ZAR	ZAR	ZAR	
ORANGE FARM CHRIS HANI							
LFA / OTHERS:	Per Season (4 fields max)		1 222	1 281	1 338	1 399	
Ad-hoc Tariffs:	Per Match		601	630	658	688	
Night games:	Per Season / Match	LFA / Ad-hoc tariffs plus floodlights per hour					
Floodlights:	Per Hour		121	126	132	138	
GROUPS WHO ARE MEMBERS OF THE COMPLEX							
Groups organised by the centre:			Free	Free	Free		
Community Based Groups	Per Month		120	126	132	138	
New Groups			First two months Free	First two months Free	First two months Free	First two months Free	
NON-SPORTING EVENTS							
e. g. Churches:							
Hire Fee	Per Day		4 957	5 195	5 429	5 673	
MUSICAL/FESTIVALS							
Hire Fee	Per Day		10 018	10 499	10 971	11 465	
Floodlights:	Per Hour		120	126	132	138	
POLITICAL RALLIES							
Hire Fee	Per Day		1 603	1 680	1 755	1 834	
FILMING							
Filming for commercial use	Per Day		9 337	9 785	10 225	10 685	
Filming for non-commercial use	Per Day		3 501	3 669	3 834	4 007	
PLAYING COURTS							
School Tournament / Sport Event	Per Day		701	735	768	803	
SIDE HALL							
Hire	Per Day		902	945	987	1 032	
OFFICE RENTALS							
Professional	m ² per month		52	55	57	60	
Amateur	m ² per month		36	38	39	41	
Refundable Deposit			In line with managing risk	In line with managing risk	In line with managing risk	In line with managing risk	

1C.243



City of Johannesburg Council 2024-05-15 2024-05-22

COJ : SPECIAL MAYORAL COMMITTEE 2024-05-08 2024-05-19

GROUP FINANCE

SCHEDULE OF CHARGES FOR SPORT FACILITIES ALL REGIONS CATEGORY C					
	COMMUNITY DEVELOPMENT SPORT AND RECREATION				
		2023-24	2024-25	2025-26	2026-27
		ZAR	ZAR	ZAR	ZAR
A-TREK					
LFA / OTHERS:	Per Season (4 fields max)	1 214	1 272	1 330	1 389
Ad-hoc Tariffs:	Per Match	597	626	654	683
Night games:	Per Season / Match				
Floodlights:	Per Hour	121	126	132	138
GROUPS WHO ARE MEMBERS OF THE COMPLEX					
Groups organised by the centre:		Free	Free	Free	Free
Community Based Groups	Per Month	119	125	131	137
New Groups		First two months Free	First two months Free	First two months Free	First two months Free
NON-SPORTING EVENTS e. g. Churches:					
Hire Fee	Per Day	4 924	5 161	5 393	5 636
MUSICAL/FESTIVALS					
Hire Fee	Per Day	9 952	10 430	10 899	11 389
Floodlights:	Per Hour	121	126	132	138
POLITICAL RALLIES					
Hire Fee	Per Day	1 592	1 669	1 744	1 822
FILMING					
Filming for commercial use	Per Day	9 337	9 785	10 225	10 685
Filming for non-commercial use	Per Day	3 501	3 669	3 834	4 007
PLAYING COURTS					
School Tournament / Sport Event	Per Day	697	730	763	797
SIDE HALL					
Hire	Per Day	896	939	981	1 025
OFFICE RENTALS					
Professional	m² per month	52	54	57	59
Amateur	m² per month	36	38	39	41
Refundable Deposit		In line with managing risk	In line with managing risk	In line with managing risk	In line with managing risk
SCHEDULE OF CHARGES FOR SPORT FACILITIES ALL REGIONS CATEGORY C					
	COMMUNITY DEVELOPMENT SPORT AND RECREATION				
		2023-24	2024-25	2025-26	2026-27
		ZAR	ZAR	ZAR	ZAR
PATERSON PARK MULTI PURPOSE FACILITY					
5-A-SIDE / MULTI PURPOSE COURTS					
Cost per Court					
School Tournament / Sport Event	Per Day	697	730	763	797
Groups - Training & Coaching	Per Hour	92	97	101	106
Social Players - Individual	Per Hour	69	73	76	79
* Floodlights	Per Hour	121	126	132	138
Filming					
Filming for commercial use	Per Day	9 337	9 785	10 226	10 686
Filming for non-commercial use	Per Day	3 502	3 670	3 835	4 007
Refundable Deposit		In line with managing risk	In line with managing risk	In line with managing risk	In line with managing risk

GROUP FINANCE


SCHEDULE OF CHARGES FOR SPORT FACILITIES ALL REGIONS CATEGORY C							
	COMMUNITY DEVELOPMENT SPORT AND RECREATION						
				2023-24	2024-25	2025-26	2026-27
				ZAR	ZAR	ZAR	ZAR
Marlboro Sports Complex							
Cricket Nets	Per Hour	-		66		69	72
Cricket	Per Game	-		1 158		1 210	1 265
Cricket	Per Season	-		4 799		5 015	5 241
Cricket School Tournament	Per Day	-		800		836	874
Soccer	Per Match	-		603		630	658
Tennis Socials	Per Hour	-		66		69	72
Tennis Court	Per Month	-		1 577		1 648	1 722
Squash Courts	Per Hour	-		66		69	72
Squash Courts	Per Month	-		1 577		1 648	1 722
Main Studio	Per Day	-		1 344		1 404	1 468
Small Studio	Per Day	-		905		946	988
Dance Classes	Per Month	-		1 500		1 568	1 638
Dance Casual	Per Hour	-		66		69	72
SCHEDULE OF CHARGES FOR SPORT FACILITIES ALL REGIONS CATEGORY D							
	COMMUNITY DEVELOPMENT SPORT AND RECREATION						
				2023-24	2024-25	2025-26	2026-27
				ZAR	ZAR	ZAR	ZAR
Walter Sisulu hall, Water Sisulu hall foyer, Albertina Sisulu hall							
Hall Hire / Non-Sporting Events	Per Day			15 093	15 818	16 529	17 273
Function Set Up	Per Hour		Per Hour of Day Rate		Per Hour of Day Rate	Per Hour of Day Rate	Per Hour of Day Rate
Use of hall	Per Hour		Per Hour of Day Rate		Per Hour of Day Rate	Per Hour of Day Rate	Per Hour of Day Rate
Foyer	Per Day			3 773	3 954	4 132	4 318
SPORT EVENTS							
Sport Events (indoor)	Per Day			4 953	5 191	5 424	5 668
Sport Affiliated Groups	Per Month			374	392	410	428
Sport Event Casual	Month to Month			1 654	1 733	1 811	1 893
Shower Facilities	Once-off			576	604	631	659
Universities/colleges	Per Day			22 806	23 900	24 976	26 100
Sport Development Groups	Per Hour			288	302	316	330
New Groups				First two months Free	First two months Free	First two months Free	First two months Free
Filming for commercial use	Per Day			9 337	9 785	10 225	10 685
Filming for non-commercial use	Per Day			3 501	3 669	3 834	4 007
Refundable Deposit				In line with managing risk	In line with managing risk	In line with managing risk	In line with managing risk

1C.245

City of Johannesburg Council 2024-05-15 2024-05-22

COJ : SPECIAL MAYORAL COMMITTEE 2024-05-08 2024-05-19

GROUP FINANCE


		SCHEDULE OF CHARGES FOR SPORT FACILITIES ALL REGIONS CATEGORY D			
		COMMUNITY DEVELOPMENT SPORT AND RECREATION			
		2023-24	2024-25	2025-26	2026-27
		ZAR	ZAR	ZAR	ZAR
Wembley Stadium					
DESCRIPTION					
Amateurs - All sporting codes	Per Day	4 953	5 191	5 424	5 669
Professional - All sporting codes					
Hire Fee	Per Day	7 079	7 419	7 753	8 101
Outside Courts					
Hire Fee	Per Day	1 416	1 484	1 551	1 620
Non-sporting events					
Hire Fee	Per Day	10 056	10 539	11 013	11 508
Board Room					
Hire Fee	Per Day	1 152	1 207	1 262	1 318
Corporate use	Per Day	2 304	2 414	2 523	2 637
Office Rental					
Rental	Per Month	1 280	1 341	1 402	1 465
New Groups		First two months Free	First two months Free	First two months Free	First two months Free
Filming / Movies					
Filming for commercial use	Per Day	9 337	9 785	10 225	10 685
Filming for non-commercial use	Per Day	3 501	3 669	3 834	4 007
Refundable Deposit		In line with managing risk	In line with managing risk	In line with managing risk	In line with managing risk


1C.246

City of Johannesburg Council 2024-05-15 2024-05-22

COJ : SPECIAL MAYORAL COMMITTEE 2024-05-08 2024-05-19

GROUP FINANCE

SCHEDULE OF CHARGES FOR SPORT FACILITIES ALL REGIONS CATEGORY D					
	COMMUNITY DEVELOPMENT SPORT AND RECREATION				
		2023-24	2024-25	2025-26	2026-27
		ZAR	ZAR	ZAR	ZAR
Paterson Park Multipurpose Indoor Sport Centre					
Sport Development Groups/Schools	Per Hour	289	302	316	330
Amateurs - All sporting codes					
Hire Fee	Per Day	4 953	5 191	5 425	5 669
Professional - All sporting codes					
Hire Fee	Per Day	7 078	7 418	7 752	8 101
Non-sporting events					
Hire Fee	Per Day	10 056	10 539	11 013	11 508
Board Room					
Hire Fee	Per Day	1 152	1 207	1 262	1 318
Corporate use	Per Day	2 191	2 296	2 400	2 508
Filming / Movies					
Filming for commercial use	Per Day	9 337	9 785	10 225	10 685
Filming for non-commercial use	Per Day	3 501	3 669	3 834	4 007
Refundable Deposit		In line with managing risk	In line with managing risk	In line with managing risk	In line with managing risk


SCHEDULE OF CHARGES FOR SPORT FACILITIES ALL REGIONS CATEGORY D					
	COMMUNITY DEVELOPMENT SPORT AND RECREATION				
		2023-24	2024-25	2025-26	2026-27
		ZAR	ZAR	ZAR	ZAR
Brixton Multipurpose Indoor Sport Centre					
Sporting Event					
Indoor - Amateur	Per Day	4 704	4 930	5 152	5 383
Indoor - Professional	Per Day	6 723	7 046	7 363	7 694

1C.247



City of Johannesburg Council 2024-05-15 2024-05-22

COJ : SPECIAL MAYORAL COMMITTEE 2024-05-08 2024-05-19

GROUP FINANCE

		SCHEDULE OF CHARGES FOR SPORT FACILITIES ALL REGIONS CATEGORY E1					
		COMMUNITY DEVELOPMENT SPORT AND RECREATION					
				2023-24	2024-25	2025-26	2026-27
				ZAR	ZAR	ZAR	ZAR
		Lenasia Ext 7 Bowling Green					
		Braun Fischer and Soweto Cricket ovals are under the management of Gauteng Cricket Club.		No Tariffs are payable	No Tariffs are payable	No Tariffs are payable	No Tariffs are payable
		Rental	Per Month	551	577	603	631
		Lenasia Cricket Stadium					
		Hall Hire:					
		Hire	Per Day	1 843	1 932	2 019	2 110
		Hire (Cricket)	Per Game	1 158	1 213	1 268	1 325
		Hire (Cricket)	Per Season	4 766	4 995	5 220	5 455
		Victoria Park Sports Complex					
		Hall Hire:					
		Hire	Per Day	477	500	522	545
		Hire (Soccer)	Per Game	642	673	703	735
		Pimville Golf Course					
		Pimville Golf Course is managed by the Soweto Country Club					
		Refundable Deposit		In line with managing risk	In line with managing risk	In line with managing risk	In line with managing risk

GROUP FINANCE


		SCHEDULE OF CHARGES FOR SPORT FACILITIES ALL REGIONS CATEGORY E2					
		COMMUNITY DEVELOPMENT SPORT AND RECREATION					
				2023-24	2024-25	2025-26	2026-27
				ZAR	ZAR	ZAR	ZAR
		STAND ALONE SINGLE CODE FACILITY					
		Basketball Courts	Per Month	374	392	409	428
		Tennis Courts	Per Month	374	392	409	428
		Netball Courts	Per Month	374	392	409	428
		Hockey	Per Month	374	392	409	428
		Five-a-side soccer	Per Month	374	392	409	428
		Other groups	Once-off	374	392	409	428
		SEASONAL FEE: APPLICABLE	Seasonal	501	525	549	573
		AD-HOC TARIFFS					
		Ad-hoc	Ad-hoc	401	420	439	459
		BOARDROOM					
		Rental	Per Month	240	252	263	275
		FILMING					
		Filming for commercial use	Per Day	9 337	9 785	10 225	10 685
		Filming for non-commercial use	Per Day	3 501	3 669	3 834	4 007
		Refundable Deposit		In line with managing risk	In line with managing risk	In line with managing risk	In line with managing risk
		SCHEDULE OF CHARGES FOR SPORT FACILITIES ALL REGIONS CATEGORY F					
		COMMUNITY DEVELOPMENT SPORT AND RECREATION					
				2023-24	2024-25	2025-26	2026-27
				ZAR	ZAR	ZAR	ZAR
		Open Sport Fields					
		Grassed / Non-grassed fields. Most instances managed by Clubs / LFAs					
		SPORTING EVENTS		Free	Free	Free	Free
		Non-Sporting Events					
		Hire Fee	Per day	3 005	3 150	3 291	3 439
		MUSICAL/FESTIVALS					
		Hire Fee	Per day	5 610	5 879	6 144	6 420
		FILMING					
		Filming for commercial use	Per Day	9 337	9 785	10 225	10 685
		Filming for non-commercial use	Per Day	3 501	3 669	3 834	4 007
		Refundable Deposit		In line with managing risk	In line with managing risk	In line with managing risk	In line with managing risk

1C.249

City of Johannesburg Council 2024-05-15 2024-05-22

COJ : SPECIAL MAYORAL COMMITTEE 2024-05-08 2024-05-19

GROUP FINANCE


		SCHEDULE OF CHARGES				
	COMMUNITY DEVELOPMENT ARTS, CULTURE & HERITAGE					
			2023-24 (ZAR)	2024-25 (ZAR)	2025-26 (ZAR)	2026-27 (ZAR)
		MUSEUMS AND GALLERIES				
		1 ENTRANCE CHARGES				
		1.1 HECTOR PIETERSON MEMORIAL & MUSEUM				
		LOCAL				
	Adults	Per Day	23	30	31	33
	Senior Citizens (with pension cards)	Per Day	11	15	16	16
	Students (12 years and over and Tertiary Institutions - with student card)	Per Day	11	15	16	16
	Children (6 to 12 years and primary school groups)	Per Day	6	10	10	11
	Children (under 6 years)	Per Day	Free	Free	Free	Free
		INTERNATIONAL				
	Adults	Per Day	58	100	125	150
	Students (over 13 years and Tertiary Institutions - with student card)	Per Day	35	50	60	75
	Children (6 to 12 years)	Per Day	17	25	30	35
	Children (under 6 years)	Per Day	Free	Free	Free	Free
		1.2 KLIPTOWN OPEN AIR MUSEUM				
	Entrance	Per Day	Free	Free	Free	Free
		1.3 JAMES HALL MUSEUM OF TRANSPORT				
	Entrance	Per Day	Free	Free	Free	Free

1C.250

City of Johannesburg Council 2024-05-15 2024-05-22

COJ : SPECIAL MAYORAL COMMITTEE 2024-05-08 2024-05-19

GROUP FINANCE


SCHEDULE OF CHARGES							
	COMMUNITY DEVELOPMENT ARTS, CULTURE & HERITAGE						
			2023-24 (ZAR)	2024-25 (ZAR)	2025-26 (ZAR)	2026-27 (ZAR)	
2 HIRE OF FACILITIES							
2.1 Museum Africa (MA), June 16 Interpretation Centre, Johannesburg Art Gallery (JAG), Workers Museum and Alexander Heritage Centre, Hector Pieterse Museum, Oppenheimer Village, James Hall Museum of Transport							
2.1.1 Hire of auditorium							
If museum is a partner in a project							
	Per Day	No Charges	No Charges	No Charges	No Charges		
NGOs, educational, cultural institutions							
	Per Day	4 671	4 896	5 116	5 346		
Commercial/ corporate institutions							
	Per Day	9 343	9 792	10 232	10 693		
2.1.2 Hall (June 16 Interpretation Centre)							
Hall Hire							
	Per Day	1 088	1 140	1 191	1 245		
2.1.3 Hire of boardroom							
If museum is a partner in the project							
	Per Day	No Charges	No Charges	No Charges	No Charges		
NGOs, educational, cultural institutions							
	Per Day	1 600	1 677	1 752	1 831		
Commercial / corporate institutions							
	Per Day	3 200	3 353	3 504	3 662		
2.1.4 Hire of other museum space, per designated space: Depending on the nature of the space, function and organiser							
	Per Day	10 523 to 54 298	11 028 to 56 904	11 524 to 59 465	12 043 to 62 141		
2.1.5 Hire of Museum Africa Arena or front entrance							
	Per Day	2 903	3 042	3 179	3 322		
2.1.6 Hire of court yard							
	Per Day	3 072	3 219	3 364	3 515		
2.1.7 Filming and Photography							
Local							
Photographic shoots Local							
	Per Hour	231	242	253	264		
Filming Amateur Local							
	Per Hour	438	459	480	502		
Filming Commercial Local							
	Per Hour	1 167	1 223	1 278	1 336		
International							
Photographic shoots International							
	Per Hour	461	500	523	546		
Filming Amateur International							
	Per Hour	876	1 200	1 254	1 310		
Filming Commercial International							
	Per Hour	2 334	3 800	3 250	3 396		
2.1.8 Hire of temporary exhibition space:							
If Museum is a partner in the project							
		No charge	No charge	No charge	No charge		
If Museum supports project							
	Per Day	9 547	10 005	10 455	10 925		
Commercial / corporate institutions							
	Per Day	19 093	20 010	20 910	21 851		
2.1.9 Parking Area (James Hall Transport Museum)							
	Per Day	940	985	1 030	1 076		

1C.251

City of Johannesburg Council 2024-05-15 2024-05-22

COJ : SPECIAL MAYORAL COMMITTEE 2024-05-08 2024-05-19

GROUP FINANCE


SCHEDULE OF CHARGES						
	COMMUNITY DEVELOPMENT ARTS, CULTURE & HERITAGE					
			2023-24 (ZAR)	2024-25 (ZAR)	2025-26 (ZAR)	2026-27 (ZAR)
2 HIRE OF FACILITIES						
2.1 Museum Africa (MA), June 16 Interpretation Centre, Johannesburg Art Gallery (JAG), Workers Museum and Alexander Heritage Centre, Hector Pieterse Museum, Oppenheimer Village, James Hall Museum of Transport						
2.1.1 Hire of auditorium						
	If museum is a partner in a project	Per Day	No Charges	No Charges	No Charges	No Charges
	NGOs, educational, cultural institutions	Per Day	4 671	4 896	5 116	5 346
	Commercial/ corporate institutions	Per Day	9 343	9 792	10 232	10 693
2.1.2 Hall (June 16 Interpretation Centre)						
	Hall Hire	Per Day	1 088	1 140	1 191	1 245
2.1.3 Hire of boardroom						
	If museum is a partner in the project	Per Day	No Charges	No Charges	No Charges	No Charges
	NGOs, educational, cultural institutions	Per Day	1 600	1 677	1 752	1 831
	Commercial / corporate institutions	Per Day	3 200	3 353	3 504	3 662
2.1.4 Hire of other museum space, per designated space: Depending on the nature of the space, function and organiser						
		Per Day	10 523 to 54 298	11 028 to 56 904	11 524 to 59 465	12 043 to 62 141
2.1.5 Hire of Museum Africa Arena or front entrance						
		Per Day	2 903	3 042	3 179	3 322
2.1.6 Hire of court yard						
		Per Day	3 072	3 219	3 364	3 515
2.1.7 Filming and Photography						
Local						
	Photographic shoots Local	Per Hour	231	242	253	264
	Filming Amateur Local	Per Hour	438	459	480	502
	Filming Commercial Local	Per Hour	1 167	1 223	1 278	1 336
International						
	Photographic shoots International	Per Hour	461	500	523	546
	Filming Amateur International	Per Hour	876	1 200	1 254	1 310
	Filming Commercial International	Per Hour	2 334	3 800	3 250	3 396
2.1.8 Hire of temporary exhibition space:						
	If Museum is a partner in the project		No charge	No charge	No charge	No charge
	If Museum supports project	Per Day	9 547	10 005	10 455	10 925
	Commercial / corporate institutions	Per Day	19 093	20 010	20 910	21 851
2.1.9 Parking Area (James Hall Transport Museum)						
		Per Day	940	985	1 030	1 076

1C.252

City of Johannesburg Council 2024-05-15 2024-05-22

COJ : SPECIAL MAYORAL COMMITTEE 2024-05-08 2024-05-19

GROUP FINANCE


		SCHEDULE OF CHARGES				
	COMMUNITY DEVELOPMENT ARTS, CULTURE & HERITAGE					
			2023-24 (ZAR)	2024-25 (ZAR)	2025-26 (ZAR)	2026-27 (ZAR)
2.2	COMMUNITY CENTRES					
2.2.1	UNCLE TOM'S ART CENTRE					
	Main Hall	Per Day	1 820	1 907	1 993	2 083
	Side Hall	Per Day	971	1 017	1 063	1 111
	Studio	Per Day	485	509	531	555
	Gallery (only)	Per Day	1 213	1 271	1 329	1 388
	Back Room	Per Day	182	191	199	208
	Kitchen	Per Day	485	509	531	555
	Bar	Per Day	243	254	266	278
	Group Activities					
	Large	Per Month	384	402	421	439
	Medium	Per Month	256	268	280	293
	Small	Per Month	128	134	140	146
2.2.2	MOFOLO ART CENTRE					
	Hall Hire	Per Day	960	1 006	1 051	1 099
	Side Hall	Per Day	614	644	673	703
	Kitchen	Per Day	422	442	462	483
2.2.3	MOFOLO CULTURAL BOWL					
	Cultural Bowl Hiring Fee	Per Day	12 799	13 413	14 017	14 648
	Studio Hiring Fee	Per Hour	192	201	210	220
2.2.4	BAPEDI ART CENTRE					
	Moved to Sport and Recreation Region D					
2.2.5	CREDO MUTWA OPEN AIR MUSEUM / HALL					
	Hall Hire	Per Day	960	1 006	1 051	1 099
	Village	Per Hour	192	201	210	220
	Kitchen	Per Day	410	430	449	469

1C.253

City of Johannesburg Council 2024-05-15 2024-05-22

COJ : SPECIAL MAYORAL COMMITTEE 2024-05-08 2024-05-19

GROUP FINANCE


SCHEDULE OF CHARGES								
	COMMUNITY DEVELOPMENT ARTS, CULTURE & HERITAGE							
				2023-24 (ZAR)	2024-25 (ZAR)	2025-26 (ZAR)	2026-27 (ZAR)	
3 PHOTOCOPIES (All Arts, Culture and Heritage facilities)								
	A3 black and white	per sheet		2	4	4	4	
	A3 colour	per sheet		18	20	21	22	
	A4 colour	per sheet		9	10	10	11	
	A4 black and white	per sheet		1	2	2	2	
4 SUPPLY & USAGE OF DIGITAL IMAGES FROM MUSEUM COLLECTIONS								
The cost of the image is the basic cost (as laid out in 5.1) plus the copyright / usage cost (laid out in 5.2)								
4.1 BASIC COSTS								
	Supply of high resolution digital image on CD or by email	per image		94	120	290	320	
4.2 USAGE FEE PER IMAGE								
The prices are per image, language and edition and are added to the basic cost of supplying the image as laid out in 5.1. The following discounts will be given: 10% for 10-19 images used, 20% for 20 – 29 images used, 30% for 30+ images used. Where a book is also issued as an e-book, the fee is for the estimated usage combined.								
4.2.1(a) PUBLICATIONS: Tariff South Africa								
Newspapers:								
	<35 000 copies			223	233	244	255	
	>35 000 copies			324	340	355	371	
Books, e-books and magazines inside								
	<1000 copies			108	114	119	124	
	1000 – 2000 copies			223	233	244	255	
	2001 – 10 000 copies			324	340	355	371	
	>10 000 copies			443	464	485	506	
Books, e-books and magazines – front cover								
	<1000 copies			223	233	244	255	
	1000 – 2000 copies			443	464	485	506	
	2001 – 10 000 copies			648	679	710	741	
	> 10 000 copies			853	894	934	977	
Books, e-books and magazines – back cover								
	<1000 copies			163	171	179	187	
	1000 – 2000 copies			324	340	355	371	
	2001 – 10 000 copies			489	512	535	559	
	> 10 000 copies			648	679	710	741	
Journals for academic / non-profit organizations								
				55	58	60	63	

1C.254

City of Johannesburg Council 2024-05-15 2024-05-22

COJ : SPECIAL MAYORAL COMMITTEE 2024-05-08 2024-05-19

GROUP FINANCE


		SCHEDULE OF CHARGES				
	COMMUNITY DEVELOPMENT ARTS, CULTURE & HERITAGE					
			2023-24 (ZAR)	2024-25 (ZAR)	2025-26 (ZAR)	2026-27 (ZAR)
4.2.1(b)	PUBLICATIONS:Tariff Overseas					
	Newspapers:					
	<35 000 copies		443	24	25	26
	>35 000 copies		648	24	25	26
	Books, e-books and magazines inside					
	<1000 copies		223	233	244	255
	1000 – 2000 copies		443	464	485	506
	2001 – 10 000 copies		648	679	710	741
	>10 000 copies		853	894	934	977
	Books, e-books and magazines – front cover					
	<1000 copies		443	24	25	26
	1000 – 2000 copies		853	24	25	26
	2001 – 10 000 copies		1 296	24	25	26
	> 10 000 copies		1 731	24	25	26
	Books, e-books and magazines – back cover					
	<1000 copies		324	340	355	371
	1000 – 2000 copies		648	679	710	741
	2001 – 10 000 copies		972	1 019	1 064	1 112
	> 10 000 copies		1 296	1 358	1 419	1 483
	Journals for academic / non-profit organizations		163	171	179	187
4.2.2	TV, DOCUMENTARIES AND FILM					
	Tariff - Southern Africa					
4.2.2.1	Broadcast					
	National Distributions, 3 flightings or less		163	171	179	187
	National Distributions 4 flightings or more		324	340	355	371
	Continental Distribution		648	679	710	741
	Worldwide Distribution		902	946	988	1 033
4.2.2.2.	DVD and CD					
	<1000 copies		108	114	119	124
	1000 – 1999 copies		223	233	244	255
	2000 – 10 000 copies		324	340	355	371
	>10000 copies		443	464	485	506
	NGO/educational DVDs		108	114	119	124

1C.255



City of Johannesburg Council 2024-05-15 2024-05-22

COJ : SPECIAL MAYORAL COMMITTEE 2024-05-08 2024-05-19

GROUP FINANCE

SCHEDULE OF CHARGES					
	COMMUNITY DEVELOPMENT ARTS, CULTURE & HERITAGE				
		2023-24 (ZAR)	2024-25 (ZAR)	2025-26 (ZAR)	2026-27 (ZAR)
4.2.3(a)	MUSEUM EXHIBITIONS/ TRADE DISPLAYS (ALL MUSEUMS) Use of the image to publicise the exhibition/ display will be allowed only with written permission, and with proper copyright acknowledgement to Museum Africa.				
	Non-Profit Museums:				
	Tariff - Southern Africa				
	Temporary Displays	108	24	25	26
	Permanent Displays	223	24	25	26
	Commercial museums/Trade displays:				
	Temporary Displays	223	233	244	255
	Permanent Displays	443	464	485	506
4.2.3(b)	Tariff - Overseas				
	Temporary Displays	223	233	244	255
	Permanent Displays	443	464	485	506
	Commercial museums/Trade displays:				
	Temporary Displays	443	464	485	506
	Permanent Displays	853	894	934	977
4.2.4	BUSINESS USE OF IMAGES				
4.2.4(a)	Tariff - Southern Africa				
	Annual reports/newsletters/calendars:				
	NGO, academic, non-profit organisations	55	58	60	63
	Corporate	120	126	131	137
	Office stationery				
	NGO, academic, non-profit organisations	120	126	131	137
	Corporate	223	233	244	255
4.2.4(b)	Tariff - Overseas				
	Annual reports/newsletters/calendars:				
	NGO, academic, non-profit organisations	120	126	131	137
	Corporate	223	233	244	255
	Office stationery				
	NGO, academic, non-profit organisations	223	233	244	255
	Corporate	443	464	485	506

GROUP FINANCE


SCHEDULE OF CHARGES					
	COMMUNITY DEVELOPMENT ARTS, CULTURE & HERITAGE				
		2023-24 (ZAR)	2024-25 (ZAR)	2025-26 (ZAR)	2026-27 (ZAR)
4.2.5	ADVERTISING				
	Tariff - Southern Africa				
	Commercial publications				
	1 insertion, 1 publication (3 months) <i>On a sliding scale up to</i>	1 805	1 892	1 977	2 066
	Unlimited insertions, unlimited no. of publications for one year	7 214	7 560	7 900	8 256
	Tariff - Overseas				
	Commercial publications				
	1 insertion, 1 publication (3 months) <i>On a sliding scale up to</i>	3 607	3 780	3 950	4 128
	Unlimited insertions, unlimited no. of publications for one year	14 428	15 120	15 800	16 512
	Variations of the above will be in proportion to about amounts				
4.2.5.2	Display				
	Tariff - Southern Africa				
	Billboard Advertising	7 629	7 995	8 355	8 731
	Bus Shelters etc.	3 789	3 971	4 150	4 336
	Posters:				
	Large (1m or bigger)	1 425	1 493	1 560	1 630
	Medium (A3, A2, ½ meter)	956	1 002	1 047	1 094
	Small	469	491	513	536
	Non Profit organisations	120	126	131	137
	Tariff - Overseas				
	Billboard Advertising	15 266	15 999	16 719	17 471
	Bus Shelters etc.	7 575	7 939	8 296	8 670
	Posters:				
	Large (1m or bigger)	2 851	2 987	3 122	3 262
	Medium (A3, A2, ½ meter)	1 910	2 002	2 092	2 186
	Small	939	984	1 028	1 074
	Non Profit organisations	223	233	244	255
SCHEDULE OF CHARGES					
	COMMUNITY DEVELOPMENT ARTS, CULTURE & HERITAGE				
		2023-24 (ZAR)	2024-25 (ZAR)	2025-26 (ZAR)	2026-27 (ZAR)
4.2.6	COMMERCIAL PRODUCTS				
	Commercial products e.g. mugs, T-shirts, posters, CD/DVD covers, jigsaw puzzles, calendars				
	Tariff - Southern Africa				
	<1000 copies	577	604	631	660
	>1000 copies	1 153	1 209	1 263	1 320
	Tariff - Overseas				
	<1000 copies	1 153	1 209	1 263	1 320
	>1000 copies	2 306	2 417	2 526	2 640
4.2.7	INTERIOR DECORATION, PER VENUE				
	Tariff - Southern Africa				
	Personal use in a private home	103	108	112	118
	Under 30 x 40cm	179	188	196	205
	30 x 40cm, to 40 x 50cm	256	268	280	293
	Up to 1m longest side	362	379	396	414
	Over 1 m longest side	451	473	494	516
	Tariff - Overseas				
	Personal use in a private home	210	220	230	240
	Under 30 x 40cm	362	379	396	414
	30 x 40cm, to 40 x 50cm	505	529	553	578
	Up to 1m longest side	716	750	784	819
	Over 1 m longest side	904	947	990	1 034

1C.257

City of Johannesburg Council 2024-05-15 2024-05-22

COJ : SPECIAL MAYORAL COMMITTEE 2024-05-08 2024-05-19

GROUP FINANCE

SCHEDULE OF CHARGES					
	COMMUNITY DEVELOPMENT ARTS, CULTURE & HERITAGE				
		2023-24 (ZAR)	2024-25 (ZAR)	2025-26 (ZAR)	2026-27 (ZAR)
4.2.8	WEBSITE/INTERNET USE				
	Tariff - Southern Africa				
	Non-profit/NGO	210	220	230	240
	Commercial	307	321	336	351
	Tariff - Overseas				
	Non-profit/NGO	323	338	353	369
	Commercial	644	674	705	737
4.2.9	MISCELLANEOUS				
	Tariff - Southern Africa				
	Lectures\ Papers (Non-profits)	103	108	112	118
	Lectures (For profits)	163	171	179	187
	Proposal pitching	103	108	112	118
	Tariff - Overseas				
	Lectures\ Papers (Non-profits)	210	220	230	240
	Lectures (For profits)	324	340	355	371
	Proposal pitching	210	220	230	240

End